

PROFIT SHARING WEIGHTAGES - FOR THE MONTH OF NOVEMBER 2018

MIB Na'mat Plus TD 1-M Maturity			
From	to	Weightages	
less than	25,000	0.3500	
25,001	100,000	0.3510	
100,001	500,000	0.3520	
500,001	1,000,000	0.3530	
1,000,001	5,000,000	0.3540	
5,000,001	10,000,000	0.4540	
10,000,001	20,000,000	0.4590	
20,000,001	30,000,000	0.4640	
30,000,001	40,000,000	0.4690	
40,000,001	50,000,000	0.4740	
50,000,001	60,000,000	0.5140	
60,000,001	70,000,000	0.5190	
70,000,001	80,000,000	0.5240	
80,000,001	90,000,000	0.5290	
90,000,001	100,000,000	0.5340	
100,000,001	250,000,000	0.5840	
250,000,001	500,000,000	0.5850	
500,000,001	750,000,000	0.5860	
750,000,001	1,000,000,000	0.5870	
1,000,000,001	and above	0.5880	
MIB Na'mat Plus TD 2-M Maturity			
From	to	Weightages	
less than	25,000	0.3510	
25,001	100,000	0.3520	
100,001	500,000	0.3530	
500,001	1,000,000	0.3540	
1,000,001	5,000,000	0.3550	
5,000,001	10,000,000	0.4550	
10,000,001	20,000,000	0.4600	
20,000,001	30,000,000	0.4650	
30,000,001	40,000,000	0.4700	
40,000,001	50,000,000	0.4750	
50,000,001	60,000,000	0.5150	
60,000,001	70,000,000	0.5200	
70,000,001	80,000,000	0.5250	
80,000,001	90,000,000	0.5300	
90,000,001	100,000,000	0.5350	
100,000,001	250,000,000	0.5740	
250,000,001	500,000,000	0.5750	
500,000,001	750,000,000	0.5760	
750,000,001	1,000,000,000	0.5770	
1,000,000,001	and above	0.5780	
MIB Na'mat Plus TD 3-M Monthly			
From	to	Weightages	
less than	25,000	0.3510	
25,001	100,000	0.3520	
100,001	500,000	0.3530	
500,001	1,000,000	0.3540	
1,000,001	5,000,000	0.3550	
5,000,001	10,000,000	0.4550	
10,000,001	20,000,000	0.4600	
20,000,001	30,000,000	0.4650	
30,000,001	40,000,000	0.4700	
40,000,001	50,000,000	0.4750	
50,000,001	60,000,000	0.5150	
60,000,001	70,000,000	0.5200	
70,000,001	80,000,000	0.5250	
80,000,001	90,000,000	0.5300	
90,000,001	100,000,000	0.5350	
100,000,001	250,000,000	0.5850	
250,000,001	500,000,000	0.5860	
500,000,001	750,000,000	0.5870	
750,000,001	1,000,000,000	0.5880	
1,000,000,001	and above	0.5890	

For M/S.

Carlini



26-Oct-18

PROFIT SHARING WEIGHTAGES - FOR THE MONTH OF NOVEMBER 2018

MIB Na'imat Plus TD 3-M Maturity			
From	to	Weightages	
less than	25,000	0.3520	
25,001	100,000	0.3530	
100,001	500,000	0.3540	
500,001	1,000,000	0.3550	
1,000,001	5,000,000	0.3560	
5,000,001	10,000,000	0.4560	
10,000,001	20,000,000	0.4610	
20,000,001	30,000,000	0.4660	
30,000,001	40,000,000	0.4710	
40,000,001	50,000,000	0.4800	
50,000,001	60,000,000	0.5290	
60,000,001	70,000,000	0.5340	
70,000,001	80,000,000	0.5390	
80,000,001	90,000,000	0.5440	
90,000,001	100,000,000	0.5490	
100,000,001	250,000,000	0.6000	
250,000,001	500,000,000	0.6880	
500,000,001	750,000,000	0.6010	
750,000,001	1,000,000,000	0.6020	
1,000,000,001	and above	0.6030	
MIB Na'imat Plus TD 6-M Monthly			
From	to	Weightages	
less than	25,000	0.3520	
25,001	100,000	0.3530	
100,001	500,000	0.3540	
500,001	1,000,000	0.3550	
1,000,001	5,000,000	0.3560	
5,000,001	10,000,000	0.4560	
10,000,001	20,000,000	0.4610	
20,000,001	30,000,000	0.4660	
30,000,001	40,000,000	0.4710	
40,000,001	50,000,000	0.4760	
50,000,001	60,000,000	0.5160	
60,000,001	70,000,000	0.5210	
70,000,001	80,000,000	0.5260	
80,000,001	90,000,000	0.5310	
90,000,001	100,000,000	0.5360	
100,000,001	250,000,000	0.5860	
250,000,001	500,000,000	0.5870	
500,000,001	750,000,000	0.5880	
750,000,001	1,000,000,000	0.5890	
1,000,000,001	and above	0.5900	
MIB Na'imat Plus TD 6-M Maturity			
From	to	Weightages	
less than	25,000	0.3550	
25,001	100,000	0.3560	
100,001	500,000	0.3570	
500,001	1,000,000	0.3580	
1,000,001	5,000,000	0.3590	
5,000,001	10,000,000	0.4590	
10,000,001	20,000,000	0.4640	
20,000,001	30,000,000	0.4690	
30,000,001	40,000,000	0.4740	
40,000,001	50,000,000	0.4790	
50,000,001	60,000,000	0.5300	
60,000,001	70,000,000	0.5350	
70,000,001	80,000,000	0.5400	
80,000,001	90,000,000	0.5450	
90,000,001	100,000,000	0.5500	
100,000,001	250,000,000	0.6010	
250,000,001	500,000,000	0.6020	
500,000,001	750,000,000	0.6030	
750,000,001	1,000,000,000	0.6040	
1,000,000,001	and above	0.6050	

For M/S-

Carlin

PROFIT SHARING WEIGHTAGES - FOR THE MONTH OF NOVEMBER 2018

MIB Na'amat Plus FD 1-Y Monthly			
From	to	Weightages	
less than	25,000	0.3560	
25,001	100,000	0.3570	
100,001	500,000	0.3580	
500,001	1,000,000	0.3590	
1,000,001	5,000,000	0.3600	
5,000,001	10,000,000	0.4700	
10,000,001	20,000,000	0.5230	
20,000,001	30,000,000	0.5240	
30,000,001	40,000,000	0.5250	
40,000,001	50,000,000	0.5310	
50,000,001	60,000,000	0.5460	
60,000,001	70,000,000	0.5470	
70,000,001	80,000,000	0.5480	
80,000,001	90,000,000	0.5490	
90,000,001	100,000,000	0.5500	
100,000,001	250,000,000	0.5600	
250,000,001	500,000,000	0.5640	
500,000,001	750,000,000	0.5690	
750,000,001	1,000,000,000	0.5840	
1,000,000,001	and above	0.5940	
MIB Na'amat Plus TD 1-Y Quarterly			
From	to	Weightages	
less than	25,000	0.3590	
25,001	100,000	0.3600	
100,001	500,000	0.3610	
500,001	1,000,000	0.3620	
1,000,001	5,000,000	0.3630	
5,000,001	10,000,000	0.4730	
10,000,001	20,000,000	0.5260	
20,000,001	30,000,000	0.5270	
30,000,001	40,000,000	0.5280	
40,000,001	50,000,000	0.5340	
50,000,001	60,000,000	0.5490	
60,000,001	70,000,000	0.5500	
70,000,001	80,000,000	0.5510	
80,000,001	90,000,000	0.5520	
90,000,001	100,000,000	0.5530	
100,000,001	250,000,000	0.6300	
250,000,001	500,000,000	0.6540	
500,000,001	750,000,000	0.6550	
750,000,001	1,000,000,000	0.6560	
1,000,000,001	and above	0.6570	
MIB Na'amat Plus TD 1-Y Maturity			
From	to	Weightages	
less than	25,000	0.3600	
25,001	100,000	0.3610	
100,001	500,000	0.3620	
500,001	1,000,000	0.3630	
1,000,001	5,000,000	0.3640	
5,000,001	10,000,000	0.4740	
10,000,001	20,000,000	0.5270	
20,000,001	30,000,000	0.5280	
30,000,001	40,000,000	0.5290	
40,000,001	50,000,000	0.5540	
50,000,001	60,000,000	0.5590	
60,000,001	70,000,000	0.5640	
70,000,001	80,000,000	0.5690	
80,000,001	90,000,000	0.5740	
90,000,001	100,000,000	0.5790	
100,000,001	250,000,000	0.6380	
250,000,001	500,000,000	0.6580	
500,000,001	750,000,000	0.6590	
750,000,001	1,000,000,000	0.6600	
1,000,000,001	and above	0.6610	

For y3

Carlini



26-Oct-18

PROFIT SHARING WEIGHTAGES - FOR THE MONTH OF NOVEMBER 2018

MIB Na'mat Plus TD 2-Y Monthly			
From	to	Weightages	
less than	25,000	0.3580	
25,001	100,000	0.3590	
100,001	500,000	0.3600	
500,001	1,000,000	0.3610	
1,000,001	5,000,000	0.3620	
5,000,001	10,000,000	0.4720	
10,000,001	20,000,000	0.5250	
20,000,001	30,000,000	0.5260	
30,000,001	40,000,000	0.5270	
40,000,001	50,000,000	0.5330	
50,000,001	60,000,000	0.5480	
60,000,001	70,000,000	0.5490	
70,000,001	80,000,000	0.5500	
80,000,001	90,000,000	0.5510	
90,000,001	100,000,000	0.5520	
100,000,001	250,000,000	0.5620	
250,000,001	500,000,000	0.5660	
500,000,001	750,000,000	0.5710	
750,000,001	1,000,000,000	0.5860	
1,000,000,001	and above	0.5960	

MIB Na'mat Plus TD 2-Y Quarterly			
From	to	Weightages	
less than	25,000	0.3610	
25,001	100,000	0.3620	
100,001	500,000	0.3630	
500,001	1,000,000	0.3640	
1,000,001	5,000,000	0.3650	
5,000,001	10,000,000	0.4750	
10,000,001	20,000,000	0.5280	
20,000,001	30,000,000	0.5290	
30,000,001	40,000,000	0.5300	
40,000,001	50,000,000	0.5360	
50,000,001	60,000,000	0.5510	
60,000,001	70,000,000	0.5520	
70,000,001	80,000,000	0.5530	
80,000,001	90,000,000	0.5540	
90,000,001	100,000,000	0.5550	
100,000,001	250,000,000	0.6320	
250,000,001	500,000,000	0.6560	
500,000,001	750,000,000	0.6570	
750,000,001	1,000,000,000	0.6580	
1,000,000,001	and above	0.6590	

NA'MAT TD VC - 2 YEARS HALF YEARLY			
From	to	Weightages	
less than	25,000	0.3620	
25,001	100,000	0.3630	
100,001	500,000	0.3640	
500,001	1,000,000	0.3650	
1,000,001	5,000,000	0.3660	
5,000,001	10,000,000	0.4760	
10,000,001	20,000,000	0.5290	
20,000,001	30,000,000	0.5300	
30,000,001	40,000,000	0.5310	
40,000,001	50,000,000	0.5370	
50,000,001	60,000,000	0.5520	
60,000,001	70,000,000	0.5530	
70,000,001	80,000,000	0.5540	
80,000,001	90,000,000	0.5550	
90,000,001	100,000,000	0.5560	
100,000,001	250,000,000	0.6330	
250,000,001	500,000,000	0.6570	
500,000,001	750,000,000	0.6580	
750,000,001	1,000,000,000	0.6590	
1,000,000,001	and above	0.6600	

Carbin

For M/S



26-Oct-18

PROFIT SHARING WEIGHTAGES - FOR THE MONTH OF NOVEMBER 2018

MIB Na'mat Plus TD 2-Y Maturity					
From	to	Weightages			
less than	25,000	0.3610			
25,001	100,000	0.3620			
100,001	500,000	0.3630			
500,001	1,000,000	0.3640			
1,000,001	5,000,000	0.3650			
5,000,001	10,000,000	0.4750			
10,000,001	20,000,000	0.5280			
20,000,001	30,000,000	0.5290			
30,000,001	40,000,000	0.5300			
40,000,001	50,000,000	0.5550			
50,000,001	60,000,000	0.5600			
60,000,001	70,000,000	0.5650			
70,000,001	80,000,000	0.5700			
80,000,001	90,000,000	0.5750			
90,000,001	100,000,000	0.5800			
100,000,001	250,000,000	0.6390			
250,000,001	500,000,000	0.6590			
500,000,001	750,000,000	0.6600			
750,000,001	1,000,000,000	0.6610			
1,000,000,001	and above	0.6620			
MIB Na'mat Plus TD 3-Y Monthly					
From	to	Weightages			
less than	25,000	0.3590			
25,001	100,000	0.3600			
100,001	500,000	0.3610			
500,001	1,000,000	0.3620			
1,000,001	5,000,000	0.3630			
5,000,001	10,000,000	0.4730			
10,000,001	20,000,000	0.5260			
20,000,001	30,000,000	0.5270			
30,000,001	40,000,000	0.5280			
40,000,001	50,000,000	0.5340			
50,000,001	60,000,000	0.5490			
60,000,001	70,000,000	0.5500			
70,000,001	80,000,000	0.5510			
80,000,001	90,000,000	0.5520			
90,000,001	100,000,000	0.5530			
100,000,001	250,000,000	0.5630			
250,000,001	500,000,000	0.5670			
500,000,001	750,000,000	0.5720			
750,000,001	1,000,000,000	0.5870			
1,000,000,001	and above	0.5970			
MIB Na'mat Plus TD 3-Y Quarterly					
From	to	Weightages			
less than	25,000	0.3620			
25,001	100,000	0.3630			
100,001	500,000	0.3640			
500,001	1,000,000	0.3650			
1,000,001	5,000,000	0.3660			
5,000,001	10,000,000	0.4760			
10,000,001	20,000,000	0.5290			
20,000,001	30,000,000	0.5300			
30,000,001	40,000,000	0.5310			
40,000,001	50,000,000	0.5370			
50,000,001	60,000,000	0.5520			
60,000,001	70,000,000	0.5530			
70,000,001	80,000,000	0.5540			
80,000,001	90,000,000	0.5550			
90,000,001	100,000,000	0.5560			
100,000,001	250,000,000	0.6330			
250,000,001	500,000,000	0.6570			
500,000,001	750,000,000	0.6580			
750,000,001	1,000,000,000	0.6590			
1,000,000,001	and above	0.6600			

Cashin

FM YS-



26-Oct-18

PROFIT SHARING WEIGHTAGES - FOR THE MONTH OF NOVEMBER 2018

MIB Na'mat Plus TD 3-Y Maturity			
From	to	Weightages	
less than	25,000	0.3620	
25,001	100,000	0.3630	
100,001	500,000	0.3640	
500,001	1,000,000	0.3650	
1,000,001	5,000,000	0.3660	
5,000,001	10,000,000	0.4760	
10,000,001	20,000,000	0.5290	
20,000,001	30,000,000	0.5300	
30,000,001	40,000,000	0.5310	
40,000,001	50,000,000	0.5560	
50,000,001	60,000,000	0.5610	
60,000,001	70,000,000	0.5660	
70,000,001	80,000,000	0.5710	
80,000,001	90,000,000	0.5760	
90,000,001	100,000,000	0.5810	
100,000,001	250,000,000	0.6400	
250,000,001	500,000,000	0.6600	
500,000,001	750,000,000	0.6610	
750,000,001	1,000,000,000	0.6620	
1,000,000,001	and above	0.6630	
MIB Na'mat Plus TD 5-Y Monthly			
From	to	Weightages	
less than	25,000	0.3640	
25,001	100,000	0.3650	
100,001	500,000	0.3660	
500,001	1,000,000	0.3670	
1,000,001	5,000,000	0.3680	
5,000,001	10,000,000	0.4780	
10,000,001	20,000,000	0.5310	
20,000,001	30,000,000	0.5320	
30,000,001	40,000,000	0.5330	
40,000,001	50,000,000	0.5390	
50,000,001	60,000,000	0.5540	
60,000,001	70,000,000	0.5550	
70,000,001	80,000,000	0.5560	
80,000,001	90,000,000	0.5570	
90,000,001	100,000,000	0.5580	
100,000,001	250,000,000	0.5680	
250,000,001	500,000,000	0.5720	
500,000,001	750,000,000	0.5770	
750,000,001	1,000,000,000	0.5920	
1,000,000,001	and above	0.6020	
MIB Na'mat Plus TD 5-Y Quarterly			
From	to	Weightages	
less than	25,000	0.3670	
25,001	100,000	0.3680	
100,001	500,000	0.3690	
500,001	1,000,000	0.3700	
1,000,001	5,000,000	0.3710	
5,000,001	10,000,000	0.4810	
10,000,001	20,000,000	0.5340	
20,000,001	30,000,000	0.5350	
30,000,001	40,000,000	0.5360	
40,000,001	50,000,000	0.5420	
50,000,001	60,000,000	0.5570	
60,000,001	70,000,000	0.5580	
70,000,001	80,000,000	0.5590	
80,000,001	90,000,000	0.5600	
90,000,001	100,000,000	0.5610	
100,000,001	250,000,000	0.6380	
250,000,001	500,000,000	0.6620	
500,000,001	750,000,000	0.6630	
750,000,001	1,000,000,000	0.6640	
1,000,000,001	and above	0.6650	

Carhu

For *MS*



26-Oct-18

PROFIT SHARING WEIGHTAGES - FOR THE MONTH OF NOVEMBER 2018

MIB Na'amat Plus TD 5-Y Maturity					
From	to	Weightages			
less than	25,000	0.3630			
25,001	100,000	0.3640			
100,001	500,000	0.3650			
500,001	1,000,000	0.3660			
1,000,001	5,000,000	0.3670			
5,000,001	10,000,000	0.4770			
10,000,001	20,000,000	0.5300			
20,000,001	30,000,000	0.5310			
30,000,001	40,000,000	0.5320			
40,000,001	50,000,000	0.5570			
50,000,001	60,000,000	0.5620			
60,000,001	70,000,000	0.5670			
70,000,001	80,000,000	0.5720			
80,000,001	90,000,000	0.5770			
90,000,001	100,000,000	0.5820			
100,000,001	250,000,000	0.6410			
250,000,001	500,000,000	0.6610			
500,000,001	750,000,000	0.6620			
750,000,001	1,000,000,000	0.6630			
1,000,000,001	and above	0.6640			
MIB Aasodgi Term Deposit					
From	to	Weightages			
less than	25,000	0.4700			
25,001	100,000	0.4700			
100,001	500,000	0.4700			
500,001	1,000,000	0.4700			
1,000,001	5,000,000	0.4700			
5,000,001	10,000,000	0.4700			
10,000,001	20,000,000	0.4700			
20,000,001	30,000,000	0.4700			
30,000,001	40,000,000	0.4700			
40,000,001	50,000,000	0.4700			
50,000,001	60,000,000	0.4700			
60,000,001	70,000,000	0.4700			
70,000,001	80,000,000	0.4700			
80,000,001	90,000,000	0.4700			
90,000,001	100,000,000	0.4700			
100,000,001	250,000,000	0.4700			
250,000,001	500,000,000	0.4700			
500,000,001	750,000,000	0.4700			
750,000,001	1,000,000,000	0.4700			
1,000,000,001	and above	0.4700			
MIB Barkat Saving Account					
From	to	Weightages			
less than	25,000	0.2510			
25,001	100,000	0.2520			
100,001	500,000	0.2530			
500,001	1,000,000	0.2540			
1,000,001	5,000,000	0.2550			
5,000,001	10,000,000	0.2560			
10,000,001	20,000,000	0.2570			
20,000,001	30,000,000	0.2580			
30,000,001	40,000,000	0.2590			
40,000,001	50,000,000	0.2600			
50,000,001	60,000,000	0.2610			
60,000,001	70,000,000	0.2620			
70,000,001	80,000,000	0.2630			
80,000,001	90,000,000	0.2640			
90,000,001	100,000,000	0.2650			
100,000,001	250,000,000	0.2980			
250,000,001	500,000,000	0.2990			
500,000,001	750,000,000	0.3000			
750,000,001	1,000,000,000	0.3010			
1,000,000,001	and above	0.3020			

For M/S.

Carbin

PROFIT SHARING WEIGHTAGES - FOR THE MONTH OF NOVEMBER 2018

MIB Barkat Saving Plus Account			
From	to	Weightages	
1	100,000	0.3540	
100,001	500,000	0.3540	
500,001	1,000,000	0.3540	
1,000,001	5,000,000	0.3540	
5,000,001	10,000,000	0.3540	
10,000,001	25,000,000	0.3540	
25,000,001	50,000,000	0.3540	
50,000,001	100,000,000	0.3540	
100,000,001	200,000,000	0.3540	
200,000,001	300,000,000	0.3540	
300,000,001	500,000,000	0.3540	
500,000,001	1,000,000,000	0.3540	
1,000,000,001	2,000,000,000	0.3540	
2,000,000,001	and above	0.3540	
MIB Barkat Saving Premium Account			
From	to	Weightages	
1	1,000,000	0.3540	
1,000,001	5,000,000	0.3590	
5,000,001	10,000,000	0.3640	
10,000,001	50,000,000	0.4340	
50,000,001	100,000,000	0.4360	
100,000,001	250,000,000	0.4600	
250,000,001	500,000,000	0.4700	
500,000,001	1,000,000,000	0.4750	
1,000,000,001	and above	0.4800	
MIB Barkat Super Saving Account			
From	to	Weightages	
1	200,000,000	0.4020	
200,000,001	500,000,000	0.4720	
500,000,001	750,000,000	0.5120	
750,000,001	1,000,000,000	0.5470	
1,000,000,001	2,000,000,000	0.6170	
2,000,000,001	3,000,000,000	0.6610	
3,000,000,001	and above	0.6630	
MIB Na'mat TD 1-M Maturity			
From	to	Weightages	
1	and above	0.3590	
MIB Na'mat TD 3-M Maturity			
From	to	Weightages	
1	and above	0.3640	
MIB Na'mat TD 6-M Maturity			
From	to	Weightages	
1	and above	0.3690	
MIB Na'mat TD 1-Y Maturity			
From	to	Weightages	
1	and above	0.4190	
MIB Na'mat TD 2-Y Maturity			
From	to	Weightages	
1	and above	0.4230	
MIB Na'mat TD 3-Y Maturity			
From	to	Weightages	
1	and above	0.4270	
MIB Na'mat TD 5-Y Maturity			
From	to	Weightages	
1	and above	0.4310	
MIB Na'mat TD 1-Y Monthly			
From	to	Weightages	
1	and above	0.3720	
MIB Na'mat TD 2-Y Monthly			
From	to	Weightages	
1	and above	0.3730	
MIB Na'mat TD 3-Y Monthly			
From	to	Weightages	
1	and above	0.3740	

FN HGS

Carlini



26-Oct-18

PROFIT SHARING WEIGHTAGES - FOR THE MONTH OF NOVEMBER 2018

MIB Na'mat TD 5-Y Monthly			
From	to	Weightages	
1	and above	0.3750	
MIB Na'mat TD 1-Y Quarterly			
From	to	Weightages	
1	and above	0.3770	
MIB Na'mat TD 2-Y Quarterly			
From	to	Weightages	
1	and above	0.3780	
MIB Na'mat TD 3-Y Quarterly			
From	to	Weightages	
1	and above	0.3790	
MIB Na'mat TD 5-Y Quarterly			
From	to	Weightages	
1	and above	0.3800	
MIB FI TD 1-M Maturity			
From	to	Weightages	
1	and above	0.3850	
MIB Imaan Saving Account			
From	to	Weightages	
1	and above	0.2500	
Charity Fund Account			
From	to	January-00	
1	and above	0.2210	
MIB Asaan Saving Account			
From	to	Weightages	
1	and above	0.2210	
MIB Atfaal Saving Account			
From	to	Weightages	
1	and above	0.2260	
MIB Imaan Foreign Currency Saving Account - USD			
From	to	Weightages	
1	and above	0.0650	
MIB Imaan Foreign Currency Saving Account - GBP			
From	to	Weightages	
1	and above	0.0080	
MIB Imaan Foreign Currency Saving Account - EURO			
From	to	Weightages	
1	and above	0.0080	
NA'MAT Term Deposits 1 Month -USD			
From	to	Weightages	
1,000	25,000	0.0380	
25,001	50,000	0.0390	
50,001	250,000	0.0400	
250,001	500,000	0.0410	
500,001	and above	0.0420	
NA'MAT Term Deposits 3 Months Monthly -USD			
From	to	Weightages	
1,000	25,000	0.0390	
25,001	50,000	0.0400	
50,001	250,000	0.0410	
250,001	500,000	0.0420	
500,001	and above	0.0430	
NA'MAT Term Deposits 3 Months Maturity -USD			
From	to	Weightages	
1,000	25,000	0.0400	
25,001	50,000	0.0410	
50,001	250,000	0.0420	
250,001	500,000	0.0430	
500,001	and above	0.1610	
NA'MAT Term Deposits 6 Months Monthly -USD			
From	to	Weightages	
1,000	25,000	0.0410	
25,001	50,000	0.0420	
50,001	250,000	0.0430	
250,001	500,000	0.0440	
500,001	and above	0.0450	

Fav
MS

Carlini

PROFIT SHARING WEIGHTAGES - FOR THE MONTH OF NOVEMBER 2018

NA'MAT Term Deposits 6 Months Maturity -USD			
From	to	Weightages	
1,000	25,000	0.0420	
25,001	50,000	0.0430	
50,001	250,000	0.0440	
250,001	500,000	0.0450	
500,001	and above	0.0460	
NA'MAT Term Deposits 1 Year Monthly-USD			
From	to	Weightages	
1,000	25,000	0.0430	
25,001	50,000	0.0440	
50,001	250,000	0.0450	
250,001	500,000	0.0460	
500,001	and above	0.0470	
NA'MAT Term Deposits 1 Year Maturity-USD			
From	to	Weightages	
1,000	25,000	0.0440	
25,001	50,000	0.0450	
50,001	250,000	0.0460	
250,001	500,000	0.0470	
500,001	and above	0.0480	
NA'MAT Term Deposits 2 Years Monthly-USD			
From	to	Weightages	
1,000	25,000	0.0450	
25,001	50,000	0.0460	
50,001	250,000	0.0470	
250,001	500,000	0.0480	
500,001	and above	0.0490	
NA'MAT Term Deposits 2 Years Maturity-USD			
From	to	Weightages	
1,000	25,000	0.0460	
25,001	50,000	0.0470	
50,001	250,000	0.0480	
250,001	500,000	0.0490	
500,001	and above	0.0500	
NA'MAT Term Deposits 3 Years Monthly-USD			
From	to	Weightages	
1,000	25,000	0.0470	
25,001	50,000	0.0480	
50,001	250,000	0.0490	
250,001	500,000	0.0500	
500,001	and above	0.0510	
NA'MAT Term Deposits 3 Years Maturity-USD			
From	to	Weightages	
1,000	25,000	0.0480	
25,001	50,000	0.0490	
50,001	250,000	0.0500	
250,001	500,000	0.0510	
500,001	and above	0.0520	
ADV SEC RECEIPT, CAR IJARAH			
From	to	Weightages	
1	and above	0.0030	
ADV SEC REC, EQUIPMENT IJARAH			
From	to	Weightages	
1	and above	0.0030	
ADV SEC REC, LC UNDER MURABAHA			
From	to	Weightages	
1	and above	0.0030	
ADV SEC REC, LC SERVICE IJARAH			
From	to	Weightages	
1	and above	0.0030	
ADV SEC REC, BANK GUARANTEE			
From	to	Weightages	
1	and above	0.0030	
ADV SEC RECEIPT, BAI OTHER			
From	to	Weightages	
1	and above	0.0030	

Fax

26-Oct-18


PROFIT SHARING WEIGHTAGES - FOR THE MONTH OF NOVEMBER 2018

ADV SEC RECEIPT. DM STAFF			
From	to	Weightages	
1	and above	0.0030	
ADV SEC RECEIPT. OTHERS			
From	to	Weightages	
1	and above	0.0030	
ADV SEC REC. ADVANCE RENTALS			
From	to	Weightages	
1	and above	0.0030	
ADV SEC RECEIPT. FCY OTHERS			
From	to	Weightages	
1	and above	0.0030	


PROFIT SHARING RATIO			
Rabbul Maal (Depositor)	50%		
Mudarib (Bank)	50%		


Recommended By:


UNIT HEAD - POOL MANAGEMENT


DIVISIONAL HEAD - FCG

Approved By:


MUFTI SYED SABIR HUSSAIN
RESIDENT SHARI'AH BOARD MEMBER


SYED IFTIKHAR HUSSAIN RIZVI
CHIEF FINANCIAL OFFICER

For
Ys.