



26-Jan-18

PROFIT SHARING WEIGHTAGES - FOR THE MONTH OF FEBRUARY 2018

NA'MAT TD A/C - 1 MONTH MATURITY					
From	to	Weightages			
less than	25,000	0.1030			
25,001	100,000	0.1040			
100,001	500,000	0.1050			
500,001	1,000,000	0.1060			
1,000,001	5,000,000	0.1070			
5,000,001	10,000,000	0.1080			
10,000,001	20,000,000	0.1090			
20,000,001	30,000,000	0.1490			
30,000,001	40,000,000	0.1500			
40,000,001	50,000,000	0.1510			
50,000,001	60,000,000	0.1520			
60,000,001	70,000,000	0.1620			
70,000,001	80,000,000	0.1630			
80,000,001	90,000,000	0.1640			
90,000,001	100,000,000	0.1650			
100,000,001	250,000,000	0.2130			
250,000,001	500,000,000	0.2530			
500,000,001	750,000,000	0.2600			
750,000,001	1,000,000,000	0.2700			
1,000,000,001	and above	0.2870			
NA'MAT TD A/C - 2 MONTH MATURITY					
From	to	Weightages			
less than	25,000	0.1040			
25,001	100,000	0.1050			
100,001	500,000	0.1060			
500,001	1,000,000	0.1070			
1,000,001	5,000,000	0.1080			
5,000,001	10,000,000	0.1090			
10,000,001	20,000,000	0.1100			
20,000,001	30,000,000	0.1500			
30,000,001	40,000,000	0.1510			
40,000,001	50,000,000	0.1520			
50,000,001	60,000,000	0.1530			
60,000,001	70,000,000	0.1630			
70,000,001	80,000,000	0.1640			
80,000,001	90,000,000	0.1650			
90,000,001	100,000,000	0.1660			
100,000,001	250,000,000	0.2530			
250,000,001	500,000,000	0.2540			
500,000,001	750,000,000	0.2610			
750,000,001	1,000,000,000	0.2710			
1,000,000,001	and above	0.2810			
NA'MAT TD A/C - 3 MONTHS MONTHLY					
From	to	Weightages			
less than	25,000	0.1040			
25,001	100,000	0.1050			
100,001	500,000	0.1060			
500,001	1,000,000	0.1070			
1,000,001	5,000,000	0.1080			
5,000,001	10,000,000	0.1090			
10,000,001	20,000,000	0.1100			
20,000,001	30,000,000	0.1500			
30,000,001	40,000,000	0.1510			
40,000,001	50,000,000	0.1520			
50,000,001	60,000,000	0.1530			
60,000,001	70,000,000	0.1630			
70,000,001	80,000,000	0.1640			
80,000,001	90,000,000	0.1650			
90,000,001	100,000,000	0.1660			
100,000,001	250,000,000	0.2140			
250,000,001	500,000,000	0.2630			
500,000,001	750,000,000	0.2700			
750,000,001	1,000,000,000	0.2750			
1,000,000,001	and above	0.2750			

Q

Ms.

Carlin



26-Jan-18

PROFIT SHARING WEIGHTAGES - FOR THE MONTH OF FEBRUARY 2018

NA'MAT TD A/C - 3 MONTHS MATURITY					
From	to	Weightages			
less than	25,000	0.1050			
25,001	100,000	0.1060			
100,001	500,000	0.1070			
500,001	1,000,000	0.1080			
1,000,001	5,000,000	0.1090			
5,000,001	10,000,000	0.1100			
10,000,001	20,000,000	0.1110			
20,000,001	30,000,000	0.1510			
30,000,001	40,000,000	0.1520			
40,000,001	50,000,000	0.1530			
50,000,001	60,000,000	0.1540			
60,000,001	70,000,000	0.1640			
70,000,001	80,000,000	0.1650			
80,000,001	90,000,000	0.1660			
90,000,001	100,000,000	0.2010			
100,000,001	250,000,000	0.2565			
250,000,001	500,000,000	0.2640			
500,000,001	750,000,000	0.2970			
750,000,001	1,000,000,000	0.2980			
1,000,000,001	and above	0.3030			
NA'MAT TD A/C - 6 MONTHS MONTHLY					
From	to	Weightages			
less than	25,000	0.1050			
25,001	100,000	0.1060			
100,001	500,000	0.1070			
500,001	1,000,000	0.1080			
1,000,001	5,000,000	0.1090			
5,000,001	10,000,000	0.1100			
10,000,001	20,000,000	0.1110			
20,000,001	30,000,000	0.1510			
30,000,001	40,000,000	0.1520			
40,000,001	50,000,000	0.1530			
50,000,001	60,000,000	0.1540			
60,000,001	70,000,000	0.1640			
70,000,001	80,000,000	0.1650			
80,000,001	90,000,000	0.1660			
90,000,001	100,000,000	0.1670			
100,000,001	250,000,000	0.2150			
250,000,001	500,000,000	0.2640			
500,000,001	750,000,000	0.2710			
750,000,001	1,000,000,000	0.2760			
1,000,000,001	and above	0.2760			
NA'MAT TD A/C - 6 MONTHS MATURITY					
From	to	Weightages			
less than	25,000	0.1060			
25,001	100,000	0.1070			
100,001	500,000	0.1080			
500,001	1,000,000	0.1090			
1,000,001	5,000,000	0.1100			
5,000,001	10,000,000	0.1110			
10,000,001	20,000,000	0.1120			
20,000,001	30,000,000	0.1520			
30,000,001	40,000,000	0.1530			
40,000,001	50,000,000	0.1540			
50,000,001	60,000,000	0.1690			
60,000,001	70,000,000	0.1790			
70,000,001	80,000,000	0.1800			
80,000,001	90,000,000	0.1810			
90,000,001	100,000,000	0.2160			
100,000,001	250,000,000	0.2845			
250,000,001	500,000,000	0.2940			
500,000,001	750,000,000	0.2950			
750,000,001	1,000,000,000	0.2960			
1,000,000,001	and above	0.2970			

Q

Hs.
Cenliv

PROFIT SHARING WEIGHTAGES - FOR THE MONTH OF FEBRUARY 2018

NA'MAT TD A/C - 1 YEAR MONTHLY					
From	to	Weightages			
less than	25,000	0.1060			
25,001	100,000	0.1080			
100,001	500,000	0.1090			
500,001	1,000,000	0.1100			
1,000,001	5,000,000	0.1110			
5,000,001	10,000,000	0.2460			
10,000,001	20,000,000	0.2470			
20,000,001	30,000,000	0.2480			
30,000,001	40,000,000	0.2490			
40,000,001	50,000,000	0.2500			
50,000,001	60,000,000	0.2510			
60,000,001	70,000,000	0.2520			
70,000,001	80,000,000	0.2530			
80,000,001	90,000,000	0.2540			
90,000,001	100,000,000	0.2550			
100,000,001	250,000,000	0.2600			
250,000,001	500,000,000	0.2650			
500,000,001	750,000,000	0.2700			
750,000,001	1,000,000,000	0.2750			
1,000,000,001	and above	0.2800			
NA'MAT TD A/C - 1 YEAR QUARTERLY					
From	to	Weightages			
less than	25,000	0.1070			
25,001	100,000	0.1090			
100,001	500,000	0.1100			
500,001	1,000,000	0.1110			
1,000,001	5,000,000	0.1120			
5,000,001	10,000,000	0.2470			
10,000,001	20,000,000	0.2480			
20,000,001	30,000,000	0.2490			
30,000,001	40,000,000	0.2500			
40,000,001	50,000,000	0.2510			
50,000,001	60,000,000	0.2520			
60,000,001	70,000,000	0.2530			
70,000,001	80,000,000	0.2540			
80,000,001	90,000,000	0.2550			
90,000,001	100,000,000	0.2560			
100,000,001	250,000,000	0.2610			
250,000,001	500,000,000	0.2660			
500,000,001	750,000,000	0.2710			
750,000,001	1,000,000,000	0.2760			
1,000,000,001	and above	0.2810			
NA'MAT TD A/C - 1 YEAR MATURITY					
From	to	Weightages			
less than	25,000	0.1080			
25,001	100,000	0.1100			
100,001	500,000	0.1110			
500,001	1,000,000	0.1120			
1,000,001	5,000,000	0.1130			
5,000,001	10,000,000	0.2480			
10,000,001	20,000,000	0.2490			
20,000,001	30,000,000	0.2500			
30,000,001	40,000,000	0.2510			
40,000,001	50,000,000	0.2520			
50,000,001	60,000,000	0.2530			
60,000,001	70,000,000	0.2540			
70,000,001	80,000,000	0.2550			
80,000,001	90,000,000	0.2570			
90,000,001	100,000,000	0.2600			
100,000,001	250,000,000	0.2710			
250,000,001	500,000,000	0.2760			
500,000,001	750,000,000	0.2980			
750,000,001	1,000,000,000	0.2990			
1,000,000,001	and above	0.3000			

CS

Ms.
Cevhri



26-Jan-18

PROFIT SHARING WEIGHTAGES - FOR THE MONTH OF FEBRUARY 2018

NA'MAT TD A/C - 2 YEARS MONTHLY			
From	to	Weightages	
less than	25,000	0.1090	
25,001	100,000	0.1110	
100,001	500,000	0.1120	
500,001	1,000,000	0.1130	
1,000,001	5,000,000	0.1140	
5,000,001	10,000,000	0.2490	
10,000,001	20,000,000	0.2500	
20,000,001	30,000,000	0.2510	
30,000,001	40,000,000	0.2520	
40,000,001	50,000,000	0.2530	
50,000,001	60,000,000	0.2540	
60,000,001	70,000,000	0.2550	
70,000,001	80,000,000	0.2560	
80,000,001	90,000,000	0.2570	
90,000,001	100,000,000	0.2580	
100,000,001	250,000,000	0.2630	
250,000,001	500,000,000	0.2680	
500,000,001	750,000,000	0.2730	
750,000,001	1,000,000,000	0.2780	
1,000,000,001	and above	0.2830	

NA'MAT TD A/C - 2 YEARS QUARTERLY			
From	to	Weightages	
less than	25,000	0.1100	
25,001	100,000	0.1120	
100,001	500,000	0.1130	
500,001	1,000,000	0.1140	
1,000,001	5,000,000	0.1150	
5,000,001	10,000,000	0.2500	
10,000,001	20,000,000	0.2510	
20,000,001	30,000,000	0.2520	
30,000,001	40,000,000	0.2530	
40,000,001	50,000,000	0.2540	
50,000,001	60,000,000	0.2550	
60,000,001	70,000,000	0.2560	
70,000,001	80,000,000	0.2570	
80,000,001	90,000,000	0.2580	
90,000,001	100,000,000	0.2590	
100,000,001	250,000,000	0.2640	
250,000,001	500,000,000	0.2690	
500,000,001	750,000,000	0.2740	
750,000,001	1,000,000,000	0.2790	
1,000,000,001	and above	0.2840	

NA'MAT TD A/C - 2 YEARS HALF YEARLY			
From	to	Weightages	
less than	25,000	0.1110	
25,001	100,000	0.1130	
100,001	500,000	0.1140	
500,001	1,000,000	0.1150	
1,000,001	5,000,000	0.1160	
5,000,001	10,000,000	0.2510	
10,000,001	20,000,000	0.2520	
20,000,001	30,000,000	0.2530	
30,000,001	40,000,000	0.2540	
40,000,001	50,000,000	0.2550	
50,000,001	60,000,000	0.2560	
60,000,001	70,000,000	0.2570	
70,000,001	80,000,000	0.2580	
80,000,001	90,000,000	0.2590	
90,000,001	100,000,000	0.2600	
100,000,001	250,000,000	0.2650	
250,000,001	500,000,000	0.2700	
500,000,001	750,000,000	0.2750	
750,000,001	1,000,000,000	0.2800	
1,000,000,001	and above	0.2850	

Handwritten mark

Handwritten signature: fb. Carlin



26-Jan-18

PROFIT SHARING WEIGHTAGES - FOR THE MONTH OF FEBRUARY 2018

NA'MAT TD A/C - 2 YEARS MATURITY			
From	to	Weightages	
less than	25,000	0.1120	
25,001	100,000	0.1140	
100,001	500,000	0.1150	
500,001	1,000,000	0.1160	
1,000,001	5,000,000	0.1170	
5,000,001	10,000,000	0.2520	
10,000,001	20,000,000	0.2530	
20,000,001	30,000,000	0.2540	
30,000,001	40,000,000	0.2550	
40,000,001	50,000,000	0.2560	
50,000,001	60,000,000	0.2570	
60,000,001	70,000,000	0.2580	
70,000,001	80,000,000	0.2590	
80,000,001	90,000,000	0.2600	
90,000,001	100,000,000	0.2610	
100,000,001	250,000,000	0.2660	
250,000,001	500,000,000	0.2710	
500,000,001	750,000,000	0.2760	
750,000,001	1,000,000,000	0.2810	
1,000,000,001	and above	0.2860	

NA'MAT TD A/C - 3 YEARS MONTHLY			
From	to	Weightages	
less than	25,000	0.1100	
25,001	100,000	0.1120	
100,001	500,000	0.1130	
500,001	1,000,000	0.1140	
1,000,001	5,000,000	0.1150	
5,000,001	10,000,000	0.2500	
10,000,001	20,000,000	0.2510	
20,000,001	30,000,000	0.2520	
30,000,001	40,000,000	0.2530	
40,000,001	50,000,000	0.2540	
50,000,001	60,000,000	0.2550	
60,000,001	70,000,000	0.2560	
70,000,001	80,000,000	0.2570	
80,000,001	90,000,000	0.2580	
90,000,001	100,000,000	0.2590	
100,000,001	250,000,000	0.2640	
250,000,001	500,000,000	0.2690	
500,000,001	750,000,000	0.2740	
750,000,001	1,000,000,000	0.2790	
1,000,000,001	and above	0.2840	

NA'MAT TD A/C - 3 YEARS QUARTERLY			
From	to	Weightages	
less than	25,000	0.1110	
25,001	100,000	0.1130	
100,001	500,000	0.1140	
500,001	1,000,000	0.1150	
1,000,001	5,000,000	0.1160	
5,000,001	10,000,000	0.2510	
10,000,001	20,000,000	0.2520	
20,000,001	30,000,000	0.2530	
30,000,001	40,000,000	0.2540	
40,000,001	50,000,000	0.2550	
50,000,001	60,000,000	0.2560	
60,000,001	70,000,000	0.2570	
70,000,001	80,000,000	0.2580	
80,000,001	90,000,000	0.2590	
90,000,001	100,000,000	0.2600	
100,000,001	250,000,000	0.2650	
250,000,001	500,000,000	0.2700	
500,000,001	750,000,000	0.2750	
750,000,001	1,000,000,000	0.2800	
1,000,000,001	and above	0.2850	

Handwritten mark

Handwritten signature: H.B. Cenhr

PROFIT SHARING WEIGHTAGES - FOR THE MONTH OF FEBRUARY 2018

NA'MAT TD A/C - 3 YEARS MATURITY			
From	to	Weightages	
less than	25,000	0.1130	
25,001	100,000	0.1150	
100,001	500,000	0.1160	
500,001	1,000,000	0.1170	
1,000,001	5,000,000	0.1180	
5,000,001	10,000,000	0.2530	
10,000,001	20,000,000	0.2540	
20,000,001	30,000,000	0.2550	
30,000,001	40,000,000	0.2560	
40,000,001	50,000,000	0.2570	
50,000,001	60,000,000	0.2580	
60,000,001	70,000,000	0.2590	
70,000,001	80,000,000	0.2600	
80,000,001	90,000,000	0.2610	
90,000,001	100,000,000	0.2620	
100,000,001	250,000,000	0.2670	
250,000,001	500,000,000	0.2720	
500,000,001	750,000,000	0.2770	
750,000,001	1,000,000,000	0.2820	
1,000,000,001	and above	0.2870	
NA'MAT TD A/C - 5 YEARS MONTHLY			
From	to	Weightages	
less than	25,000	0.1110	
25,001	100,000	0.1130	
100,001	500,000	0.1140	
500,001	1,000,000	0.1150	
1,000,001	5,000,000	0.1160	
5,000,001	10,000,000	0.2510	
10,000,001	20,000,000	0.2520	
20,000,001	30,000,000	0.2530	
30,000,001	40,000,000	0.2540	
40,000,001	50,000,000	0.2550	
50,000,001	60,000,000	0.2560	
60,000,001	70,000,000	0.2570	
70,000,001	80,000,000	0.2580	
80,000,001	90,000,000	0.2590	
90,000,001	100,000,000	0.2600	
100,000,001	250,000,000	0.2650	
250,000,001	500,000,000	0.2700	
500,000,001	750,000,000	0.2750	
750,000,001	1,000,000,000	0.2800	
1,000,000,001	and above	0.2850	
NA'MAT TD A/C - 5 YEARS QUARTERLY			
From	to	Weightages	
less than	25,000	0.1120	
25,001	100,000	0.1140	
100,001	500,000	0.1150	
500,001	1,000,000	0.1160	
1,000,001	5,000,000	0.1170	
5,000,001	10,000,000	0.2520	
10,000,001	20,000,000	0.2530	
20,000,001	30,000,000	0.2540	
30,000,001	40,000,000	0.2550	
40,000,001	50,000,000	0.2560	
50,000,001	60,000,000	0.2570	
60,000,001	70,000,000	0.2580	
70,000,001	80,000,000	0.2590	
80,000,001	90,000,000	0.2600	
90,000,001	100,000,000	0.2610	
100,000,001	250,000,000	0.2660	
250,000,001	500,000,000	0.2710	
500,000,001	750,000,000	0.2760	
750,000,001	1,000,000,000	0.2810	
1,000,000,001	and above	0.2860	

Handwritten initials

Handwritten signature: J.S. Centin



26-Jan-18

PROFIT SHARING WEIGHTAGES - FOR THE MONTH OF FEBRUARY 2018

NA'MAT TD A/C - 5 YEARS MATURITY			
From	to	Weightages	
less than	25,000	0.1140	
25,001	100,000	0.1160	
100,001	500,000	0.1170	
500,001	1,000,000	0.1180	
1,000,001	5,000,000	0.1190	
5,000,001	10,000,000	0.2540	
10,000,001	20,000,000	0.2550	
20,000,001	30,000,000	0.2560	
30,000,001	40,000,000	0.2570	
40,000,001	50,000,000	0.2580	
50,000,001	60,000,000	0.2590	
60,000,001	70,000,000	0.2600	
70,000,001	80,000,000	0.2610	
80,000,001	90,000,000	0.2620	
90,000,001	100,000,000	0.2630	
100,000,001	250,000,000	0.2680	
250,000,001	500,000,000	0.2730	
500,000,001	750,000,000	0.2780	
750,000,001	1,000,000,000	0.2830	
1,000,000,001	and above	0.2880	
AASOODGI TD A/C 1 YEAR MONTHLY			
From	to	Weightages	
less than	25,000	0.2310	
25,001	100,000	0.2310	
100,001	500,000	0.2310	
500,001	1,000,000	0.2310	
1,000,001	5,000,000	0.2310	
5,000,001	10,000,000	0.2310	
10,000,001	20,000,000	0.2310	
20,000,001	30,000,000	0.2310	
30,000,001	40,000,000	0.2310	
40,000,001	50,000,000	0.2310	
50,000,001	60,000,000	0.2310	
60,000,001	70,000,000	0.2310	
70,000,001	80,000,000	0.2310	
80,000,001	90,000,000	0.2310	
90,000,001	100,000,000	0.2310	
100,000,001	250,000,000	0.2310	
250,000,001	500,000,000	0.2310	
500,000,001	750,000,000	0.2310	
750,000,001	1,000,000,000	0.2310	
1,000,000,001	and above	0.2310	
HIFAZAT PLUS SAVING DEPOSITS			
From	to	Weightages	
less than	25,000	0.1050	
25,001	100,000	0.1060	
100,001	500,000	0.1070	
500,001	1,000,000	0.1080	
1,000,001	5,000,000	0.1090	
5,000,001	10,000,000	0.1100	
10,000,001	20,000,000	0.1110	
20,000,001	30,000,000	0.1120	
30,000,001	40,000,000	0.1130	
40,000,001	50,000,000	0.1140	
50,000,001	60,000,000	0.1190	
60,000,001	70,000,000	0.1200	
70,000,001	80,000,000	0.1210	
80,000,001	90,000,000	0.1220	
90,000,001	100,000,000	0.1230	
100,000,001	250,000,000	0.1630	
250,000,001	500,000,000	0.1640	
500,000,001	750,000,000	0.1650	
750,000,001	1,000,000,000	0.1660	
1,000,000,001	and above	0.1670	

R

Hfs.

Centini



26-Jan-18

PROFIT SHARING WEIGHTAGES - FOR THE MONTH OF FEBRUARY 2018

HIFAZAT PLUS SAVING DEPOSITS 1			
From	to	Weightages	
1	100,000	0.2160	
100,001	500,000	0.2160	
500,001	1,000,000	0.2160	
1,000,001	5,000,000	0.2160	
5,000,001	10,000,000	0.2160	
10,000,001	25,000,000	0.2160	
25,000,001	50,000,000	0.2160	
50,000,001	100,000,000	0.2160	
100,000,001	200,000,000	0.2160	
200,000,001	300,000,000	0.2160	
300,000,001	500,000,000	0.2160	
500,000,001	1,000,000,000	0.2160	
1,000,000,001	2,000,000,000	0.2160	
2,000,000,001	and above	0.2160	
HIFAZAT PLUS SAVING DEPOSITS 2			
From	to	Weightages	
1	1,000,000	0.1030	
1,000,001	5,000,000	0.1460	
5,000,001	10,000,000	0.1510	
10,000,001	50,000,000	0.2410	
50,000,001	100,000,000	0.2490	
100,000,001	250,000,000	0.2540	
250,000,001	500,000,000	0.2580	
500,000,001	1,000,000,000	0.2590	
1,000,000,001	and above	0.2600	
HIFAZAT PLUS SAVING DEPOSITS 3			
From	to	Weightages	
1	200,000,000	0.1030	
200,000,001	500,000,000	0.2530	
500,000,001	750,000,000	0.2850	
750,000,001	1,000,000,000	0.2870	
1,000,000,001	2,000,000,000	0.2880	
2,000,000,001	3,000,000,000	0.2910	
3,000,000,001	and above	0.2940	
NA'MAT TD A/C - 1 MONTH MATURITY			
From	to	Weightages	
1	and above	0.1340	
NA'MAT TD A/C - 1 3 MONTHS MATURITY			
From	to	Weightages	
1	and above	0.1390	
NA'MAT TD A/C - 1 6 MONTHS MATURITY			
From	to	Weightages	
1	and above	0.1440	
NA'MAT TD A/C - 1 YEAR MATURITY			
From	to	Weightages	
1	and above	0.2140	
NA'MAT TD A/C - 1 2 YEARS MATURITY			
From	to	Weightages	
1	and above	0.2180	
NA'MAT TD A/C - 1 3 YEARS MATURITY			
From	to	Weightages	
1	and above	0.2220	
NA'MAT TD A/C - 1 5 YEARS MATURITY			
From	to	Weightages	
1	and above	0.2260	
NA'MAT TD A/C - 2 1 YEAR MONTHLY			
From	to	Weightages	
1	and above	0.1670	
NA'MAT TD A/C - 2 2 YEARS MONTHLY			
From	to	Weightages	
1	and above	0.1680	
NA'MAT TD A/C - 2 3 YEARS MONTHLY			
From	to	Weightages	
1	and above	0.1690	

Handwritten mark

Handwritten signature: J.S. Carbin



26-Jan-18

PROFIT SHARING WEIGHTAGES - FOR THE MONTH OF FEBRUARY 2018

NA'MAT TD A/C - 2.5 YEARS MONTHLY			
From	to	Weightages	
1	and above	0.1700	
NA'MAT TD A/C - 3.1 YEAR QUARTERLY			
From	to	Weightages	
1	and above	0.1720	
NA'MAT TD A/C - 3.2 YEARS QUARTERLY			
From	to	Weightages	
1	and above	0.1730	
NA'MAT TD A/C - 3.3 YEARS QUARTERLY			
From	to	Weightages	
1	and above	0.1740	
NA'MAT TD A/C - 3.5 YEARS QUARTERLY			
From	to	Weightages	
1	and above	0.1750	
NA'MAT TD A/C - 4.1 MONTH MATURITY			
From	to	Weightages	
1	and above	0.1800	
Hifazat Saving Deposit			
From	to	Weightages	
1	and above	0.1030	
Charity Fund Account			
From	to	January-00	
1	and above	0.1030	
Asaan Savings Account			
From	to	Weightages	
1	and above	0.1030	
ATFAAL SAYING ACCOUNT			
From	to	Weightages	
1	and above	0.1050	
Hifazat Saving Deposit- USD			
From	to	Weightages	
1	and above	0.0500	
Hifazat Saving Deposit- GBP			
From	to	Weightages	
1	and above	0.0050	
Hifazat Saving Deposit- EUR			
From	to	Weightages	
1	and above	0.0020	
NA'MAT Term Deposits 1 Month -USD			
From	to	Weightages	
1,000	25,000	0.0220	
25,001	50,000	0.0230	
50,001	250,000	0.0240	
250,001	500,000	0.0250	
500,001	and above	0.0260	
NA'MAT Term Deposits 3 Months Monthly -USD			
From	to	Weightages	
1,000	25,000	0.0230	
25,001	50,000	0.0240	
50,001	250,000	0.0250	
250,001	500,000	0.0260	
500,001	and above	0.0270	
NA'MAT Term Deposits 3 Months Maturity -USD			
From	to	Weightages	
1,000	25,000	0.0240	
25,001	50,000	0.0250	
50,001	250,000	0.0260	
250,001	500,000	0.0270	
500,001	and above	0.0280	
NA'MAT Term Deposits 6 Months Monthly -USD			
From	to	Weightages	
1,000	25,000	0.0250	
25,001	50,000	0.0260	
50,001	250,000	0.0270	
250,001	500,000	0.0280	
500,001	and above	0.0290	

Handwritten mark

Handwritten signature: Ms. Carhin



26-Jan-18

PROFIT SHARING WEIGHTAGES - FOR THE MONTH OF FEBRUARY 2018

NA'MAT Term Deposits 6 Months Maturity -USD			
From	to	Weightages	
1,000	25,000	0.0260	
25,001	50,000	0.0270	
50,001	250,000	0.0280	
250,001	500,000	0.0290	
500,001	and above	0.0300	
NA'MAT Term Deposits 1 Year Monthly-USD			
From	to	Weightages	
1,000	25,000	0.0270	
25,001	50,000	0.0280	
50,001	250,000	0.0290	
250,001	500,000	0.0300	
500,001	and above	0.0310	
NA'MAT Term Deposits 1 Year Maturity-USD			
From	to	Weightages	
1,000	25,000	0.0280	
25,001	50,000	0.0290	
50,001	250,000	0.0300	
250,001	500,000	0.0310	
500,001	and above	0.0320	
NA'MAT Term Deposits 2 Years Monthly-USD			
From	to	Weightages	
1,000	25,000	0.0290	
25,001	50,000	0.0300	
50,001	250,000	0.0310	
250,001	500,000	0.0320	
500,001	and above	0.0330	
NA'MAT Term Deposits 2 Years Maturity-USD			
From	to	Weightages	
1,000	25,000	0.0300	
25,001	50,000	0.0310	
50,001	250,000	0.0320	
250,001	500,000	0.0330	
500,001	and above	0.0340	
NA'MAT Term Deposits 3 Years Monthly-USD			
From	to	Weightages	
1,000	25,000	0.0310	
25,001	50,000	0.0320	
50,001	250,000	0.0330	
250,001	500,000	0.0340	
500,001	and above	0.0350	
NA'MAT Term Deposits 3 Years Maturity-USD			
From	to	Weightages	
1,000	25,000	0.0320	
25,001	50,000	0.0330	
50,001	250,000	0.0340	
250,001	500,000	0.0350	
500,001	and above	0.0360	
ADV SEC RECEIPT, CAR IJARAH			
From	to	Weightages	
1	and above	0.0010	
ADV SEC REC, EQUIPMENT IJARAH			
From	to	Weightages	
1	and above	0.0010	
ADV SEC REC, LC UNDER MURABAHA			
From	to	Weightages	
1	and above	0.0010	
ADV SEC REC, LC SERVICE IJARAH			
From	to	Weightages	
1	and above	0.0010	
ADV SEC REC, BANK GUARANTEE			
From	to	Weightages	
1	and above	0.0010	
ADV SEC RECEIPT, DMI OTHER			
From	to	Weightages	
1	and above	0.0010	

Q

fs
Cerbin



26-Jan-18


PROFIT SHARING WEIGHTAGES - FOR THE MONTH OF FEBRUARY 2018

ADV SEC RECEIPT, DM STAFF					
From	to	Weightages			
1	and above	0.0010			
ADV SEC RECEIPT, OTHERS					
From	to	Weightages			
1	and above	0.0010			
ADV SEC REC, ADVANCE RENTALS					
From	to	Weightages			
1	and above	0.0010			
ADV SEC RECEIPT, FCY OTHERS					
From	to	Weightages			
1	and above	0.0010			



PROFIT SHARING RATIO					
Rabbul Maal (Depositor)	50%				
Mudarib (Bank)	50%				


Recommended By:


UNIT HEAD POOL MANAGEMENT


DIVISIONAL HEAD -FCG

Approved By:

For 

MUFTI SYED SABIR HUSSAIN
RESIDENT SHARI'AH BOARD MEMBER


SYED IFTIKHAR HUSSAIN RIZVI
CHIEF FINANCIAL OFFICER