



## WEIGHTAGES - MONTH ENDED JANUARY 2016

NA'MAT ID A/C - 1 MONTH MATURITY			
From	to	January-16	
less than	25,000	0.1460	
25,001	100,000	0.1470	
100,001	500,000	0.1480	
500,001	1,000,000	0.1490	
1,000,001	5,000,000	0.1500	
5,000,001	10,000,000	0.1510	
10,000,001	20,000,000	0.1520	
20,000,001	30,000,000	0.1530	
30,000,001	40,000,000	0.1540	
40,000,001	50,000,000	0.1550	
50,000,001	60,000,000	0.1560	
60,000,001	70,000,000	0.1570	
70,000,001	80,000,000	0.1580	
80,000,001	90,000,000	0.1590	
90,000,001	100,000,000	0.1600	
100,000,001	250,000,000	0.1610	
250,000,001	500,000,000	0.1620	
500,000,001	750,000,000	0.1630	
750,000,001	1,000,000,000	0.1640	
1,000,000,001	and above	0.1650	
NA'MAT ID A/C - 3 MONTHS MATURITY			
From	to	January-16	
less than	25,000	0.1480	
25,001	100,000	0.1490	
100,001	500,000	0.1500	
500,001	1,000,000	0.1510	
1,000,001	5,000,000	0.1520	
5,000,001	10,000,000	0.1530	
10,000,001	20,000,000	0.1540	
20,000,001	30,000,000	0.1550	
30,000,001	40,000,000	0.1560	
40,000,001	50,000,000	0.1570	
50,000,001	60,000,000	0.1580	
60,000,001	70,000,000	0.1590	
70,000,001	80,000,000	0.1600	
80,000,001	90,000,000	0.1610	
90,000,001	100,000,000	0.1620	
100,000,001	250,000,000	0.1630	
250,000,001	500,000,000	0.1640	
500,000,001	750,000,000	0.1650	
750,000,001	1,000,000,000	0.1660	
1,000,000,001	and above	0.1670	
NA'MAT ID A/C - 6 MONTHS MONTHLY			
From	to	January-16	
less than	25,000	0.1490	
25,001	100,000	0.1500	
100,001	500,000	0.1510	
500,001	1,000,000	0.1520	
1,000,001	5,000,000	0.1530	
5,000,001	10,000,000	0.1540	
10,000,001	20,000,000	0.1550	
20,000,001	30,000,000	0.1560	
30,000,001	40,000,000	0.1570	
40,000,001	50,000,000	0.1580	
50,000,001	60,000,000	0.1590	
60,000,001	70,000,000	0.1600	
70,000,001	80,000,000	0.1610	

*Suh* *Carbin*

**WEIGHTAGES - MONTH ENDED JANUARY 2016**

80,000,001	90,000,000	0.1620			
90,000,001	100,000,000	0.1630			
100,000,001	250,000,000	0.1640			
250,000,001	500,000,000	0.1650			
500,000,001	750,000,000	0.1660			
750,000,001	1,000,000,000	0.1670			
1,000,000,001	and above	0.1680			
<b>NAMIA TD AC - 6 MONTHS MATURITY</b>					
From	to	January-16			
less than	25,000	0.1500			
25,001	100,000	0.1510			
100,001	500,000	0.1520			
500,001	1,000,000	0.1530			
1,000,001	5,000,000	0.1540			
5,000,001	10,000,000	0.1550			
10,000,001	20,000,000	0.1560			
20,000,001	30,000,000	0.1570			
30,000,001	40,000,000	0.1580			
40,000,001	50,000,000	0.1590			
50,000,001	60,000,000	0.1600			
60,000,001	70,000,000	0.1610			
70,000,001	80,000,000	0.1620			
80,000,001	90,000,000	0.1630			
90,000,001	100,000,000	0.1640			
100,000,001	250,000,000	0.1650			
250,000,001	500,000,000	0.1660			
500,000,001	750,000,000	0.1670			
750,000,001	1,000,000,000	0.1680			
1,000,000,001	and above	0.1690			

*Sed.* Cebina

**WEIGHTAGES - MONTH ENDED JANUARY 2016**

NAMAT D/A/C - 1 YEAR MONTHLY			
From	to	January-16	
less than	25,000	0.1510	
25,001	100,000	0.1520	
100,001	500,000	0.1530	
500,001	1,000,000	0.1540	
1,000,001	5,000,000	0.1550	
5,000,001	10,000,000	0.1560	
10,000,001	20,000,000	0.1570	
20,000,001	30,000,000	0.1580	
30,000,001	40,000,000	0.1590	
40,000,001	50,000,000	0.1600	
50,000,001	60,000,000	0.1610	
60,000,001	70,000,000	0.1620	
70,000,001	80,000,000	0.1630	
80,000,001	90,000,000	0.1640	
90,000,001	100,000,000	0.1650	
100,000,001	250,000,000	0.1680	
250,000,001	500,000,000	0.1670	
500,000,001	750,000,000	0.1680	
750,000,001	1,000,000,000	0.1690	
1,000,000,001	and above	0.1700	

NAMAT D/A/C - 1 YEAR QUARTERLY			
From	to	January-16	
less than	25,000	0.1520	
25,001	100,000	0.1530	
100,001	500,000	0.1540	
500,001	1,000,000	0.1550	
1,000,001	5,000,000	0.1560	
5,000,001	10,000,000	0.1570	
10,000,001	20,000,000	0.1580	
20,000,001	30,000,000	0.1590	
30,000,001	40,000,000	0.1600	
40,000,001	50,000,000	0.1610	
50,000,001	60,000,000	0.1620	
60,000,001	70,000,000	0.1650	
70,000,001	80,000,000	0.1680	
80,000,001	90,000,000	0.1710	
90,000,001	100,000,000	0.1740	
100,000,001	250,000,000	0.1770	
250,000,001	500,000,000	0.1800	
500,000,001	750,000,000	0.1830	
750,000,001	1,000,000,000	0.1860	
1,000,000,001	and above	0.1890	

NAMAT D/A/C - 1 YEAR MATURITY			
From	to	January-16	
less than	25,000	0.1530	
25,001	100,000	0.1540	
100,001	500,000	0.1550	
500,001	1,000,000	0.1560	
1,000,001	5,000,000	0.1570	
5,000,001	10,000,000	0.1580	
10,000,001	20,000,000	0.1590	
20,000,001	30,000,000	0.1600	
30,000,001	40,000,000	0.1610	
40,000,001	50,000,000	0.1620	
50,000,001	60,000,000	0.1630	
60,000,001	70,000,000	0.1640	
70,000,001	80,000,000	0.1650	
80,000,001	90,000,000	0.1660	
90,000,001	100,000,000	0.1670	
100,000,001	250,000,000	0.1680	
250,000,001	500,000,000	0.1690	
500,000,001	750,000,000	0.1700	
750,000,001	1,000,000,000	0.1710	
1,000,000,001	and above	0.1720	

*3* *Carlin*

**WEIGHTAGES - MONTH ENDED JANUARY 2016**

NA' MAL ID A/C - 2 YEARS MONTHLY						
From	to	January-16				
less than	25,000	0.1540				
25,001	100,000	0.1550				
100,001	500,000	0.1560				
500,001	1,000,000	0.1570				
1,000,001	5,000,000	0.1770				
5,000,001	10,000,000	0.1580				
10,000,001	20,000,000	0.1590				
20,000,001	30,000,000	0.1600				
30,000,001	40,000,000	0.1610				
40,000,001	50,000,000	0.1620				
50,000,001	60,000,000	0.1630				
60,000,001	70,000,000	0.1640				
70,000,001	80,000,000	0.1650				
80,000,001	90,000,000	0.1660				
90,000,001	100,000,000	0.1670				
100,000,001	250,000,000	0.1680				
250,000,001	500,000,000	0.1690				
500,000,001	750,000,000	0.1700				
750,000,001	1,000,000,000	0.1710				
1,000,000,001	and above	0.1720				

*S. S. S.* *Carlin*

**WEIGHTAGES - MONTH ENDED JANUARY 2016**

**NAMAT TD A/C - 2 YEARS QUARTERLY**



From	to	January-16			
less than	25,000	0.1550			
25,001	100,000	0.1560			
100,001	500,000	0.1570			
500,001	1,000,000	0.1580			
1,000,001	5,000,000	0.1590			
5,000,001	10,000,000	0.1600			
10,000,001	20,000,000	0.1610			
20,000,001	30,000,000	0.1620			
30,000,001	40,000,000	0.1630			
40,000,001	50,000,000	0.1640			
50,000,001	60,000,000	0.1650			
60,000,001	70,000,000	0.1660			
70,000,001	80,000,000	0.1670			
80,000,001	90,000,000	0.1680			
90,000,001	100,000,000	0.1690			
100,000,001	250,000,000	0.1700			
250,000,001	500,000,000	0.1710			
500,000,001	750,000,000	0.1720			
750,000,001	1,000,000,000	0.1730			
1,000,000,001	and above	0.1740			

**NAMAT TD A/C - 2 YEARS HALF YEARLY**

From	to	January-16			
less than	25,000	0.1560			
25,001	100,000	0.1570			
100,001	500,000	0.1580			
500,001	1,000,000	0.1590			
1,000,001	5,000,000	0.1600			
5,000,001	10,000,000	0.1610			
10,000,001	20,000,000	0.1620			
20,000,001	30,000,000	0.1630			
30,000,001	40,000,000	0.1640			
40,000,001	50,000,000	0.1650			
50,000,001	60,000,000	0.1660			
60,000,001	70,000,000	0.1670			
70,000,001	80,000,000	0.1680			
80,000,001	90,000,000	0.1690			
90,000,001	100,000,000	0.1700			
100,000,001	250,000,000	0.1710			
250,000,001	500,000,000	0.1720			
500,000,001	750,000,000	0.1730			
750,000,001	1,000,000,000	0.1740			
1,000,000,001	and above	0.1750			

**NAMAT TD A/C - 2 YEARS MATURITY**

From	to	January-16			
less than	25,000	0.1570			
25,001	100,000	0.1580			
100,001	500,000	0.1590			
500,001	1,000,000	0.1600			
1,000,001	5,000,000	0.1610			
5,000,001	10,000,000	0.1620			
10,000,001	20,000,000	0.1630			
20,000,001	30,000,000	0.1640			
30,000,001	40,000,000	0.1650			
40,000,001	50,000,000	0.1660			
50,000,001	60,000,000	0.1670			
60,000,001	70,000,000	0.1680			
70,000,001	80,000,000	0.1690			
80,000,001	90,000,000	0.1700			
90,000,001	100,000,000	0.1710			
100,000,001	250,000,000	0.1720			
250,000,001	500,000,000	0.1730			
500,000,001	750,000,000	0.1740			
750,000,001	1,000,000,000	0.1750			
1,000,000,001	and above	0.1760			

**WEIGHTAGES - MONTH ENDED JANUARY 2016**

NA'MAT ID. A/C - 3 YEARS MATURITY		
From	to	January-16
less than	25,000	0.1580
25,001	100,000	0.1590
100,001	500,000	0.1600
500,001	1,000,000	0.1610
1,000,001	5,000,000	0.1620
5,000,001	10,000,000	0.1630
10,000,001	20,000,000	0.1640
20,000,001	30,000,000	0.1650
30,000,001	40,000,000	0.1660
40,000,001	50,000,000	0.1670
50,000,001	60,000,000	0.1680
60,000,001	70,000,000	0.1690
70,000,001	80,000,000	0.1700
80,000,001	90,000,000	0.1710
90,000,001	100,000,000	0.1720
100,000,001	250,000,000	0.1730
250,000,001	500,000,000	0.1740
500,000,001	750,000,000	0.1750
750,000,001	1,000,000,000	0.1760
1,000,000,001	and above	0.1770

*Sed*

*Centin*

**WEIGHTAGES - MONTH ENDED JANUARY 2016**


NAMAT TO A/C - 5 YEARS MATURITY			
From	to	January-16	
less than	25,000	0.1590	
25,001	100,000	0.1600	
100,001	500,000	0.1610	
500,001	1,000,000	0.1620	
1,000,001	5,000,000	0.1630	
5,000,001	10,000,000	0.1640	
10,000,001	20,000,000	0.1650	
20,000,001	30,000,000	0.1660	
30,000,001	40,000,000	0.1670	
40,000,001	50,000,000	0.1680	
50,000,001	60,000,000	0.1690	
60,000,001	70,000,000	0.1700	
70,000,001	80,000,000	0.1710	
80,000,001	90,000,000	0.1720	
90,000,001	100,000,000	0.1730	
100,000,001	250,000,000	0.1740	
250,000,001	500,000,000	0.1750	
500,000,001	750,000,000	0.1760	
750,000,001	1,000,000,000	0.1770	
1,000,000,001	and above	0.1780	
KASOODGI TO A/C 1 YEAR MONTHLY			
From	to	January-16	
less than	25,000	0.1820	
25,001	100,000	0.1820	
100,001	500,000	0.1820	
500,001	1,000,000	0.1820	
1,000,001	5,000,000	0.1820	
5,000,001	10,000,000	0.1820	
10,000,001	20,000,000	0.1820	
20,000,001	30,000,000	0.1820	
30,000,001	40,000,000	0.1820	
40,000,001	50,000,000	0.1820	
50,000,001	60,000,000	0.1820	
60,000,001	70,000,000	0.1820	
70,000,001	80,000,000	0.1820	
80,000,001	90,000,000	0.1820	
90,000,001	100,000,000	0.1820	
100,000,001	250,000,000	0.1820	
250,000,001	500,000,000	0.1820	
500,000,001	750,000,000	0.1820	
750,000,001	1,000,000,000	0.1820	
1,000,000,001	and above	0.1820	
THEFAZAT PLUS SAVING DEPOSITS			
From	to	January-16	
less than	25,000	0.1250	
25,001	100,000	0.1260	
100,001	500,000	0.1270	
500,001	1,000,000	0.1280	
1,000,001	5,000,000	0.1290	
5,000,001	10,000,000	0.1300	
10,000,001	20,000,000	0.1310	
20,000,001	30,000,000	0.1320	
30,000,001	40,000,000	0.1330	
40,000,001	50,000,000	0.1340	
50,000,001	60,000,000	0.1350	
60,000,001	70,000,000	0.1360	
70,000,001	80,000,000	0.1370	
80,000,001	90,000,000	0.1380	
90,000,001	100,000,000	0.1390	
100,000,001	250,000,000	0.1400	
250,000,001	500,000,000	0.1410	
500,000,001	750,000,000	0.1420	
750,000,001	1,000,000,000	0.1430	
1,000,000,001	and above	0.1440	

*Sadi*  
*Cerhiv*


**WEIGHTAGES - MONTH ENDED JANUARY 2016**

Hifazat Saving Deposit			
From	to	January-16	
1	and above	0.1250	
ASIAN SAVINGS ACCOUNT			
From	to	January-16	
1	and above	0.1250	
Hifazat Saving Deposit- USD			
From	to	January-16	
1	and above	0.0040	
Hifazat Saving Deposit- GBP			
From	to	January-16	
1	and above	0.0050	
Hifazat Saving Deposit- EUR			
From	to	January-16	
1	and above	0.0020	
Mudaraba 6 Month			
From	to	January-16	
0	0	0.1340	
PROFIT SHARING RATIO			
	January-16		
Rabbul Maal (Depositor)	50%		
Mudarib (Bank)	50%		

Recommended By:

  
 \_\_\_\_\_  
 DIVISIONAL HEAD - FCG

Approved By:

  
 \_\_\_\_\_  
 MUFTI SYED SABIR HUSSAIN  
 RESIDENT SHAR'AH BOARD MEMBER

  
 \_\_\_\_\_  
 CHIEF FINANCE OFFICER