



**WEIGHTAGES - MONTH ENDED December 2015**

NA'MAT TD A/C - 1 MONTH MATURITY					
From	to	December-15			
less than	25,000	0.1460			
25,001	100,000	0.1470			
100,001	500,000	0.1480			
500,001	1,000,000	0.1490			
1,000,001	5,000,000	0.1500			
5,000,001	10,000,000	0.1510			
10,000,001	20,000,000	0.1520			
20,000,001	30,000,000	0.1530			
30,000,001	40,000,000	0.1540			
40,000,001	50,000,000	0.1550			
50,000,001	60,000,000	0.1560			
60,000,001	70,000,000	0.1570			
70,000,001	80,000,000	0.1580			
80,000,001	90,000,000	0.1590			
90,000,001	100,000,000	0.1600			
100,000,001	250,000,000	0.1610			
250,000,001	500,000,000	0.1620			
500,000,001	750,000,000	0.1630			
750,000,001	1,000,000,000	0.1640			
1,000,000,001	and above	0.1650			
NA'MAT TD A/C - 3 MONTHS MATURITY					
From	to	December-15			
less than	25,000	0.1480			
25,001	100,000	0.1490			
100,001	500,000	0.1500			
500,001	1,000,000	0.1510			
1,000,001	5,000,000	0.1520			
5,000,001	10,000,000	0.1530			
10,000,001	20,000,000	0.1540			
20,000,001	30,000,000	0.1550			
30,000,001	40,000,000	0.1560			
40,000,001	50,000,000	0.1570			
50,000,001	60,000,000	0.1580			
60,000,001	70,000,000	0.1590			
70,000,001	80,000,000	0.1600			
80,000,001	90,000,000	0.1610			
90,000,001	100,000,000	0.1620			
100,000,001	250,000,000	0.1630			
250,000,001	500,000,000	0.1640			
500,000,001	750,000,000	0.1650			
750,000,001	1,000,000,000	0.1660			
1,000,000,001	and above	0.1670			
NA'MAT TD A/C - 6 MONTHS MONTHLY					
From	to	December-15			
less than	25,000	0.1490			
25,001	100,000	0.1500			
100,001	500,000	0.1510			
500,001	1,000,000	0.1520			
1,000,001	5,000,000	0.1530			
5,000,001	10,000,000	0.1540			
10,000,001	20,000,000	0.1550			
20,000,001	30,000,000	0.1560			
30,000,001	40,000,000	0.1570			
40,000,001	50,000,000	0.1580			
50,000,001	60,000,000	0.1590			
60,000,001	70,000,000	0.1600			
70,000,001	80,000,000	0.1610			
80,000,001	90,000,000	0.1620			
90,000,001	100,000,000	0.1630			
100,000,001	250,000,000	0.1640			
250,000,001	500,000,000	0.1650			
500,000,001	750,000,000	0.1660			
750,000,001	1,000,000,000	0.1670			
1,000,000,001	and above	0.1680			

*Said*



WEIGHTAGES - MONTH ENDED December 2015			
NA'MAT TD A/C - 6 MONTHS MATURITY			
From	to	December-15	
less than	25,000	0.1500	
25,001	100,000	0.1510	
100,001	500,000	0.1520	
500,001	1,000,000	0.1530	
1,000,001	5,000,000	0.1540	
5,000,001	10,000,000	0.1550	
10,000,001	20,000,000	0.1560	
20,000,001	30,000,000	0.1570	
30,000,001	40,000,000	0.1580	
40,000,001	50,000,000	0.1590	
50,000,001	60,000,000	0.1600	
60,000,001	70,000,000	0.1610	
70,000,001	80,000,000	0.1620	
80,000,001	90,000,000	0.1630	
90,000,001	100,000,000	0.1640	
100,000,001	250,000,000	0.1650	
250,000,001	500,000,000	0.1660	
500,000,001	750,000,000	0.1670	
750,000,001	1,000,000,000	0.1680	
1,000,000,001	and above	0.1690	
NA'MAT TD A/C - 1 YEAR MONTHLY			
From	to	December-15	
less than	25,000	0.1510	
25,001	100,000	0.1520	
100,001	500,000	0.1530	
500,001	1,000,000	0.1540	
1,000,001	5,000,000	0.1550	
5,000,001	10,000,000	0.1560	
10,000,001	20,000,000	0.1570	
20,000,001	30,000,000	0.1580	
30,000,001	40,000,000	0.1590	
40,000,001	50,000,000	0.1600	
50,000,001	60,000,000	0.1610	
60,000,001	70,000,000	0.1620	
70,000,001	80,000,000	0.1630	
80,000,001	90,000,000	0.1640	
90,000,001	100,000,000	0.1650	
100,000,001	250,000,000	0.1660	
250,000,001	500,000,000	0.1670	
500,000,001	750,000,000	0.1680	
750,000,001	1,000,000,000	0.1690	
1,000,000,001	and above	0.1700	
NA'MAT TD A/C - 1 YEAR QUARTERLY			
From	to	December-15	
less than	25,000	0.1520	
25,001	100,000	0.1530	
100,001	500,000	0.1540	
500,001	1,000,000	0.1550	
1,000,001	5,000,000	0.1560	
5,000,001	10,000,000	0.1570	
10,000,001	20,000,000	0.1580	
20,000,001	30,000,000	0.1590	
30,000,001	40,000,000	0.1600	
40,000,001	50,000,000	0.1610	
50,000,001	60,000,000	0.1620	
60,000,001	70,000,000	0.1650	
70,000,001	80,000,000	0.1680	
80,000,001	90,000,000	0.1710	
90,000,001	100,000,000	0.1740	
100,000,001	250,000,000	0.1770	
250,000,001	500,000,000	0.1800	
500,000,001	750,000,000	0.1830	
750,000,001	1,000,000,000	0.1860	
1,000,000,001	and above	0.1890	







MCB ISLAMIC BANK

WEIGHTAGES - MONTH ENDED December 2015					
NA'MAT TD A/C - 1 YEAR MATURITY					
From	to	December-15			
less than	25,000	0.1530			
25,001	100,000	0.1540			
100,001	500,000	0.1550			
500,001	1,000,000	0.1560			
1,000,001	5,000,000	0.1570			
5,000,001	10,000,000	0.1580			
10,000,001	20,000,000	0.1590			
20,000,001	30,000,000	0.1600			
30,000,001	40,000,000	0.1610			
40,000,001	50,000,000	0.1620			
50,000,001	60,000,000	0.1630			
60,000,001	70,000,000	0.1640			
70,000,001	80,000,000	0.1650			
80,000,001	90,000,000	0.1660			
90,000,001	100,000,000	0.1670			
100,000,001	250,000,000	0.1680			
250,000,001	500,000,000	0.1690			
500,000,001	750,000,000	0.1700			
750,000,001	1,000,000,000	0.1710			
1,000,000,001	and above	0.1720			
NA'MAT TD A/C - 2 YEARS MONTHLY					
From	to	December-15			
less than	25,000	0.1540			
25,001	100,000	0.1550			
100,001	500,000	0.1560			
500,001	1,000,000	0.1570			
1,000,001	5,000,000	0.1770			
5,000,001	10,000,000	0.1580			
10,000,001	20,000,000	0.1590			
20,000,001	30,000,000	0.1600			
30,000,001	40,000,000	0.1610			
40,000,001	50,000,000	0.1620			
50,000,001	60,000,000	0.1630			
60,000,001	70,000,000	0.1640			
70,000,001	80,000,000	0.1650			
80,000,001	90,000,000	0.1660			
90,000,001	100,000,000	0.1670			
100,000,001	250,000,000	0.1680			
250,000,001	500,000,000	0.1690			
500,000,001	750,000,000	0.1700			
750,000,001	1,000,000,000	0.1710			
1,000,000,001	and above	0.1720			
NA'MAT TD A/C - 2 YEARS QUARTERLY					
From	to	December-15			
less than	25,000	0.1550			
25,001	100,000	0.1560			
100,001	500,000	0.1570			
500,001	1,000,000	0.1580			
1,000,001	5,000,000	0.1590			
5,000,001	10,000,000	0.1600			
10,000,001	20,000,000	0.1610			
20,000,001	30,000,000	0.1620			
30,000,001	40,000,000	0.1630			
40,000,001	50,000,000	0.1640			
50,000,001	60,000,000	0.1650			
60,000,001	70,000,000	0.1660			
70,000,001	80,000,000	0.1670			
80,000,001	90,000,000	0.1680			
90,000,001	100,000,000	0.1690			
100,000,001	250,000,000	0.1700			
250,000,001	500,000,000	0.1710			
500,000,001	750,000,000	0.1720			
750,000,001	1,000,000,000	0.1730			
1,000,000,001	and above	0.1740			





MCB ISLAMIC BANK


WEIGHTAGES - MONTH ENDED December 2015					
NA'MAT TD A/C - 2 YEARS HALF YEARLY					
From	to	December-15			
less than	25,000	0.1560			
25,001	100,000	0.1570			
100,001	500,000	0.1580			
500,001	1,000,000	0.1590			
1,000,001	5,000,000	0.1600			
5,000,001	10,000,000	0.1610			
10,000,001	20,000,000	0.1620			
20,000,001	30,000,000	0.1630			
30,000,001	40,000,000	0.1640			
40,000,001	50,000,000	0.1650			
50,000,001	60,000,000	0.1660			
60,000,001	70,000,000	0.1670			
70,000,001	80,000,000	0.1680			
80,000,001	90,000,000	0.1690			
90,000,001	100,000,000	0.1700			
100,000,001	250,000,000	0.1710			
250,000,001	500,000,000	0.1720			
500,000,001	750,000,000	0.1730			
750,000,001	1,000,000,000	0.1740			
1,000,000,001	and above	0.1750			
NA'MAT TD A/C - 2 YEARS MATURITY					
From	to	December-15			
less than	25,000	0.1570			
25,001	100,000	0.1580			
100,001	500,000	0.1590			
500,001	1,000,000	0.1600			
1,000,001	5,000,000	0.1610			
5,000,001	10,000,000	0.1620			
10,000,001	20,000,000	0.1630			
20,000,001	30,000,000	0.1640			
30,000,001	40,000,000	0.1650			
40,000,001	50,000,000	0.1660			
50,000,001	60,000,000	0.1670			
60,000,001	70,000,000	0.1680			
70,000,001	80,000,000	0.1690			
80,000,001	90,000,000	0.1700			
90,000,001	100,000,000	0.1710			
100,000,001	250,000,000	0.1720			
250,000,001	500,000,000	0.1730			
500,000,001	750,000,000	0.1740			
750,000,001	1,000,000,000	0.1750			
1,000,000,001	and above	0.1760			
NA'MAT TD A/C - 3 YEARS MATURITY					
From	to	December-15			
less than	25,000	0.1580			
25,001	100,000	0.1590			
100,001	500,000	0.1600			
500,001	1,000,000	0.1610			
1,000,001	5,000,000	0.1620			
5,000,001	10,000,000	0.1630			
10,000,001	20,000,000	0.1640			
20,000,001	30,000,000	0.1650			
30,000,001	40,000,000	0.1660			
40,000,001	50,000,000	0.1670			
50,000,001	60,000,000	0.1680			
60,000,001	70,000,000	0.1690			
70,000,001	80,000,000	0.1700			
80,000,001	90,000,000	0.1710			
90,000,001	100,000,000	0.1720			
100,000,001	250,000,000	0.1730			
250,000,001	500,000,000	0.1740			
500,000,001	750,000,000	0.1750			
750,000,001	1,000,000,000	0.1760			
1,000,000,001	and above	0.1770			








WEIGHTAGES - MONTH ENDED December 2015					
NA'MAT TD A/C - 5 YEARS MATURITY					
From	to	December-15			
less than	25,000	0.1590			
25,001	100,000	0.1600			
100,001	500,000	0.1610			
500,001	1,000,000	0.1620			
1,000,001	5,000,000	0.1630			
5,000,001	10,000,000	0.1640			
10,000,001	20,000,000	0.1650			
20,000,001	30,000,000	0.1660			
30,000,001	40,000,000	0.1670			
40,000,001	50,000,000	0.1680			
50,000,001	60,000,000	0.1690			
60,000,001	70,000,000	0.1700			
70,000,001	80,000,000	0.1710			
80,000,001	90,000,000	0.1720			
90,000,001	100,000,000	0.1730			
100,000,001	250,000,000	0.1740			
250,000,001	500,000,000	0.1750			
500,000,001	750,000,000	0.1760			
750,000,001	1,000,000,000	0.1770			
1,000,000,001	and above	0.1780			
KASOODGI TD A/C 1 YEAR MONTHLY					
From	to	December-15			
less than	25,000	0.1820			
25,001	100,000	0.1820			
100,001	500,000	0.1820			
500,001	1,000,000	0.1820			
1,000,001	5,000,000	0.1820			
5,000,001	10,000,000	0.1820			
10,000,001	20,000,000	0.1820			
20,000,001	30,000,000	0.1820			
30,000,001	40,000,000	0.1820			
40,000,001	50,000,000	0.1820			
50,000,001	60,000,000	0.1820			
60,000,001	70,000,000	0.1820			
70,000,001	80,000,000	0.1820			
80,000,001	90,000,000	0.1820			
90,000,001	100,000,000	0.1820			
100,000,001	250,000,000	0.1820			
250,000,001	500,000,000	0.1820			
500,000,001	750,000,000	0.1820			
750,000,001	1,000,000,000	0.1820			
1,000,000,001	and above	0.1820			
HIFAZAT PLUS SAVING DEPOSITS					
From	to	December-15			
less than	25,000	0.1250			
25,001	100,000	0.1260			
100,001	500,000	0.1270			
500,001	1,000,000	0.1280			
1,000,001	5,000,000	0.1290			
5,000,001	10,000,000	0.1300			
10,000,001	20,000,000	0.1310			
20,000,001	30,000,000	0.1320			
30,000,001	40,000,000	0.1330			
40,000,001	50,000,000	0.1340			
50,000,001	60,000,000	0.1350			
60,000,001	70,000,000	0.1360			
70,000,001	80,000,000	0.1370			
80,000,001	90,000,000	0.1380			
90,000,001	100,000,000	0.1390			
100,000,001	250,000,000	0.1400			
250,000,001	500,000,000	0.1410			
500,000,001	750,000,000	0.1420			
750,000,001	1,000,000,000	0.1430			
1,000,000,001	and above	0.1440			




# MCB ISLAMIC BANK

WEIGHTAGES - MONTH ENDED December 2015					
Hifazat Saving Deposit					
From		to	December-15		
	1	and above	0.1250		
ASAAN SAVINGS ACCOUNT					
From		to	December-15		
	1	and above	0.1250		
Hifazat Saving Deposit- USD					
From		to	December-15		
	1	and above	0.0040		
Hifazat Saving Deposit- GBP					
From		to	December-15		
	1	and above	0.0050		
Hifazat Saving Deposit- EUR					
From		to	December-15		
	1	and above	0.0020		
Mudaraba 6 Month					
From		to	December-15		
	0	0	0.1340		
PROFIT SHARING RATIO					
		December-15			
Rabbul Maal (Depositor)		50%			
Mudarib (Bank)		50%			

Recommended By:

  
 \_\_\_\_\_  
 DIVISIONAL HEAD -FCG

Approved By:

  
 \_\_\_\_\_  
 MUFTI SYED SABIR HUSSAIN  
 RESIDENT SHARIAH BOARD MEMBER

  
 \_\_\_\_\_  
 CHIEF FINANCE OFFICER