

PROFIT SHARING WEIGHTAGES - FOR THE MONTH OF AUGUST 2018

| NA'MAT TD A/C - 1 MONTH MATURITY | | | |
|----------------------------------|---------------|------------|--|
| From | to | Weightages | |
| less than | 25,000 | 0.3220 | |
| 25,001 | 100,000 | 0.3230 | |
| 100,001 | 500,000 | 0.3240 | |
| 500,001 | 1,000,000 | 0.3250 | |
| 1,000,001 | 5,000,000 | 0.3260 | |
| 5,000,001 | 10,000,000 | 0.3270 | |
| 10,000,001 | 20,000,000 | 0.3280 | |
| 20,000,001 | 30,000,000 | 0.3290 | |
| 30,000,001 | 40,000,000 | 0.3300 | |
| 40,000,001 | 50,000,000 | 0.3310 | |
| 50,000,001 | 60,000,000 | 0.3410 | |
| 60,000,001 | 70,000,000 | 0.3510 | |
| 70,000,001 | 80,000,000 | 0.3610 | |
| 80,000,001 | 90,000,000 | 0.3710 | |
| 90,000,001 | 100,000,000 | 0.3810 | |
| 100,000,001 | 250,000,000 | 0.4010 | |
| 250,000,001 | 500,000,000 | 0.4110 | |
| 500,000,001 | 750,000,000 | 0.4990 | |
| 750,000,001 | 1,000,000,000 | 0.4990 | |
| 1,000,000,001 | and above | 0.4990 | |
| NA'MAT TD A/C - 2 MONTH MATURITY | | | |
| From | to | Weightages | |
| less than | 25,000 | 0.3230 | |
| 25,001 | 100,000 | 0.3240 | |
| 100,001 | 500,000 | 0.3250 | |
| 500,001 | 1,000,000 | 0.3260 | |
| 1,000,001 | 5,000,000 | 0.3270 | |
| 5,000,001 | 10,000,000 | 0.3280 | |
| 10,000,001 | 20,000,000 | 0.3290 | |
| 20,000,001 | 30,000,000 | 0.3300 | |
| 30,000,001 | 40,000,000 | 0.3310 | |
| 40,000,001 | 50,000,000 | 0.3320 | |
| 50,000,001 | 60,000,000 | 0.3420 | |
| 60,000,001 | 70,000,000 | 0.3520 | |
| 70,000,001 | 80,000,000 | 0.3620 | |
| 80,000,001 | 90,000,000 | 0.3720 | |
| 90,000,001 | 100,000,000 | 0.3820 | |
| 100,000,001 | 250,000,000 | 0.4020 | |
| 250,000,001 | 500,000,000 | 0.4120 | |
| 500,000,001 | 750,000,000 | 0.4320 | |
| 750,000,001 | 1,000,000,000 | 0.4520 | |
| 1,000,000,001 | and above | 0.4720 | |
| NA'MAT TD A/C - 3 MONTHS MONTHLY | | | |
| From | to | Weightages | |
| less than | 25,000 | 0.3230 | |
| 25,001 | 100,000 | 0.3240 | |
| 100,001 | 500,000 | 0.3250 | |
| 500,001 | 1,000,000 | 0.3260 | |
| 1,000,001 | 5,000,000 | 0.3270 | |
| 5,000,001 | 10,000,000 | 0.3280 | |
| 10,000,001 | 20,000,000 | 0.3290 | |
| 20,000,001 | 30,000,000 | 0.3300 | |
| 30,000,001 | 40,000,000 | 0.3310 | |
| 40,000,001 | 50,000,000 | 0.3320 | |
| 50,000,001 | 60,000,000 | 0.3420 | |
| 60,000,001 | 70,000,000 | 0.3520 | |
| 70,000,001 | 80,000,000 | 0.3620 | |
| 80,000,001 | 90,000,000 | 0.3720 | |
| 90,000,001 | 100,000,000 | 0.3820 | |
| 100,000,001 | 250,000,000 | 0.4020 | |
| 250,000,001 | 500,000,000 | 0.4120 | |
| 500,000,001 | 750,000,000 | 0.4370 | |
| 750,000,001 | 1,000,000,000 | 0.4620 | |
| 1,000,000,001 | and above | 0.4870 | |

Handwritten signature

Centrio

For A...

PROFIT SHARING WEIGHTAGES - FOR THE MONTH OF AUGUST 2018

| NA'MAT TD A/C - 3 MONTHS MATURITY | | | |
|-----------------------------------|---------------|------------|--|
| From | to | Weightages | |
| less than | 25,000 | 0.3240 | |
| 25,001 | 100,000 | 0.3250 | |
| 100,001 | 500,000 | 0.3260 | |
| 500,001 | 1,000,000 | 0.3270 | |
| 1,000,001 | 5,000,000 | 0.3280 | |
| 5,000,001 | 10,000,000 | 0.3290 | |
| 10,000,001 | 20,000,000 | 0.3300 | |
| 20,000,001 | 30,000,000 | 0.3310 | |
| 30,000,001 | 40,000,000 | 0.3320 | |
| 40,000,001 | 50,000,000 | 0.3330 | |
| 50,000,001 | 60,000,000 | 0.3430 | |
| 60,000,001 | 70,000,000 | 0.3530 | |
| 70,000,001 | 80,000,000 | 0.3630 | |
| 80,000,001 | 90,000,000 | 0.3730 | |
| 90,000,001 | 100,000,000 | 0.4170 | |
| 100,000,001 | 250,000,000 | 0.4420 | |
| 250,000,001 | 500,000,000 | 0.5870 | |
| 500,000,001 | 750,000,000 | 0.5460 | |
| 750,000,001 | 1,000,000,000 | 0.5470 | |
| 1,000,000,001 | and above | 0.5480 | |
| NA'MAT TD A/C - 6 MONTHS MONTHLY | | | |
| From | to | Weightages | |
| less than | 25,000 | 0.3240 | |
| 25,001 | 100,000 | 0.3250 | |
| 100,001 | 500,000 | 0.3260 | |
| 500,001 | 1,000,000 | 0.3270 | |
| 1,000,001 | 5,000,000 | 0.3280 | |
| 5,000,001 | 10,000,000 | 0.3290 | |
| 10,000,001 | 20,000,000 | 0.3300 | |
| 20,000,001 | 30,000,000 | 0.3310 | |
| 30,000,001 | 40,000,000 | 0.3320 | |
| 40,000,001 | 50,000,000 | 0.3330 | |
| 50,000,001 | 60,000,000 | 0.3430 | |
| 60,000,001 | 70,000,000 | 0.3530 | |
| 70,000,001 | 80,000,000 | 0.3630 | |
| 80,000,001 | 90,000,000 | 0.3730 | |
| 90,000,001 | 100,000,000 | 0.3830 | |
| 100,000,001 | 250,000,000 | 0.4030 | |
| 250,000,001 | 500,000,000 | 0.4130 | |
| 500,000,001 | 750,000,000 | 0.4380 | |
| 750,000,001 | 1,000,000,000 | 0.4630 | |
| 1,000,000,001 | and above | 0.4880 | |
| NA'MAT TD A/C - 6 MONTHS MATURITY | | | |
| From | to | Weightages | |
| less than | 25,000 | 0.3290 | |
| 25,001 | 100,000 | 0.3300 | |
| 100,001 | 500,000 | 0.3310 | |
| 500,001 | 1,000,000 | 0.3320 | |
| 1,000,001 | 5,000,000 | 0.3330 | |
| 5,000,001 | 10,000,000 | 0.3340 | |
| 10,000,001 | 20,000,000 | 0.3350 | |
| 20,000,001 | 30,000,000 | 0.3360 | |
| 30,000,001 | 40,000,000 | 0.3370 | |
| 40,000,001 | 50,000,000 | 0.3380 | |
| 50,000,001 | 60,000,000 | 0.3480 | |
| 60,000,001 | 70,000,000 | 0.3580 | |
| 70,000,001 | 80,000,000 | 0.3680 | |
| 80,000,001 | 90,000,000 | 0.3780 | |
| 90,000,001 | 100,000,000 | 0.3880 | |
| 100,000,001 | 250,000,000 | 0.4080 | |
| 250,000,001 | 500,000,000 | 0.4230 | |
| 500,000,001 | 750,000,000 | 0.4480 | |
| 750,000,001 | 1,000,000,000 | 0.4730 | |
| 1,000,000,001 | and above | 0.4930 | |

For Ann

Carlini

PROFIT SHARING WEIGHTAGES - FOR THE MONTH OF AUGUST 2018

| NA'MAT TD A/C - 1 YEAR MONTHLY | | | |
|----------------------------------|---------------|------------|--|
| From | to | Weightages | |
| less than | 25,000 | 0.3250 | |
| 25,001 | 100,000 | 0.3310 | |
| 100,001 | 500,000 | 0.3320 | |
| 500,001 | 1,000,000 | 0.3330 | |
| 1,000,001 | 5,000,000 | 0.3340 | |
| 5,000,001 | 10,000,000 | 0.4040 | |
| 10,000,001 | 20,000,000 | 0.4050 | |
| 20,000,001 | 30,000,000 | 0.4060 | |
| 30,000,001 | 40,000,000 | 0.4070 | |
| 40,000,001 | 50,000,000 | 0.4080 | |
| 50,000,001 | 60,000,000 | 0.4280 | |
| 60,000,001 | 70,000,000 | 0.4290 | |
| 70,000,001 | 80,000,000 | 0.4300 | |
| 80,000,001 | 90,000,000 | 0.4310 | |
| 90,000,001 | 100,000,000 | 0.4320 | |
| 100,000,001 | 250,000,000 | 0.4090 | |
| 250,000,001 | 500,000,000 | 0.4240 | |
| 500,000,001 | 750,000,000 | 0.4490 | |
| 750,000,001 | 1,000,000,000 | 0.4740 | |
| 1,000,000,001 | and above | 0.4940 | |
| NA'MAT TD A/C - 1 YEAR QUARTERLY | | | |
| From | to | Weightages | |
| less than | 25,000 | 0.3260 | |
| 25,001 | 100,000 | 0.3320 | |
| 100,001 | 500,000 | 0.3330 | |
| 500,001 | 1,000,000 | 0.3340 | |
| 1,000,001 | 5,000,000 | 0.3350 | |
| 5,000,001 | 10,000,000 | 0.4050 | |
| 10,000,001 | 20,000,000 | 0.4060 | |
| 20,000,001 | 30,000,000 | 0.4070 | |
| 30,000,001 | 40,000,000 | 0.4080 | |
| 40,000,001 | 50,000,000 | 0.4090 | |
| 50,000,001 | 60,000,000 | 0.4290 | |
| 60,000,001 | 70,000,000 | 0.4300 | |
| 70,000,001 | 80,000,000 | 0.4310 | |
| 80,000,001 | 90,000,000 | 0.4320 | |
| 90,000,001 | 100,000,000 | 0.4330 | |
| 100,000,001 | 250,000,000 | 0.4190 | |
| 250,000,001 | 500,000,000 | 0.4250 | |
| 500,000,001 | 750,000,000 | 0.4500 | |
| 750,000,001 | 1,000,000,000 | 0.4750 | |
| 1,000,000,001 | and above | 0.4950 | |
| NA'MAT TD A/C - 1 YEAR MATURITY | | | |
| From | to | Weightages | |
| less than | 25,000 | 0.3270 | |
| 25,001 | 100,000 | 0.3330 | |
| 100,001 | 500,000 | 0.3340 | |
| 500,001 | 1,000,000 | 0.3350 | |
| 1,000,001 | 5,000,000 | 0.3360 | |
| 5,000,001 | 10,000,000 | 0.4060 | |
| 10,000,001 | 20,000,000 | 0.4070 | |
| 20,000,001 | 30,000,000 | 0.4080 | |
| 30,000,001 | 40,000,000 | 0.4090 | |
| 40,000,001 | 50,000,000 | 0.4100 | |
| 50,000,001 | 60,000,000 | 0.4300 | |
| 60,000,001 | 70,000,000 | 0.4310 | |
| 70,000,001 | 80,000,000 | 0.4320 | |
| 80,000,001 | 90,000,000 | 0.4340 | |
| 90,000,001 | 100,000,000 | 0.4370 | |
| 100,000,001 | 250,000,000 | 0.5230 | |
| 250,000,001 | 500,000,000 | 0.5280 | |
| 500,000,001 | 750,000,000 | 0.5330 | |
| 750,000,001 | 1,000,000,000 | 0.5380 | |
| 1,000,000,001 | and above | 0.5430 | |

For Am

Carbin

PROFIT SHARING WEIGHTAGES - FOR THE MONTH OF AUGUST 2018

| NA'MAT TD A/C - 2 YEARS MONTHLY | | | |
|---------------------------------|---------------|------------|--|
| From | to | Weightages | |
| less than | 25,000 | 0.3260 | |
| 25,001 | 100,000 | 0.3320 | |
| 100,001 | 500,000 | 0.3330 | |
| 500,001 | 1,000,000 | 0.3340 | |
| 1,000,001 | 5,000,000 | 0.3350 | |
| 5,000,001 | 10,000,000 | 0.4050 | |
| 10,000,001 | 20,000,000 | 0.4060 | |
| 20,000,001 | 30,000,000 | 0.4070 | |
| 30,000,001 | 40,000,000 | 0.4080 | |
| 40,000,001 | 50,000,000 | 0.4090 | |
| 50,000,001 | 60,000,000 | 0.4290 | |
| 60,000,001 | 70,000,000 | 0.4300 | |
| 70,000,001 | 80,000,000 | 0.4310 | |
| 80,000,001 | 90,000,000 | 0.4320 | |
| 90,000,001 | 100,000,000 | 0.4330 | |
| 100,000,001 | 250,000,000 | 0.4100 | |
| 250,000,001 | 500,000,000 | 0.4250 | |
| 500,000,001 | 750,000,000 | 0.4500 | |
| 750,000,001 | 1,000,000,000 | 0.4750 | |
| 1,000,000,001 | and above | 0.4950 | |

| NA'MAT TD A/C - 2 YEARS QUARTERLY | | | |
|-----------------------------------|---------------|------------|--|
| From | to | Weightages | |
| less than | 25,000 | 0.3270 | |
| 25,001 | 100,000 | 0.3330 | |
| 100,001 | 500,000 | 0.3340 | |
| 500,001 | 1,000,000 | 0.3350 | |
| 1,000,001 | 5,000,000 | 0.3360 | |
| 5,000,001 | 10,000,000 | 0.4060 | |
| 10,000,001 | 20,000,000 | 0.4070 | |
| 20,000,001 | 30,000,000 | 0.4080 | |
| 30,000,001 | 40,000,000 | 0.4090 | |
| 40,000,001 | 50,000,000 | 0.4100 | |
| 50,000,001 | 60,000,000 | 0.4300 | |
| 60,000,001 | 70,000,000 | 0.4310 | |
| 70,000,001 | 80,000,000 | 0.4320 | |
| 80,000,001 | 90,000,000 | 0.4330 | |
| 90,000,001 | 100,000,000 | 0.4340 | |
| 100,000,001 | 250,000,000 | 0.4200 | |
| 250,000,001 | 500,000,000 | 0.4260 | |
| 500,000,001 | 750,000,000 | 0.4510 | |
| 750,000,001 | 1,000,000,000 | 0.4760 | |
| 1,000,000,001 | and above | 0.4960 | |

| NA'MAT TD A/C - 2 YEARS HALF YEARLY | | | |
|-------------------------------------|---------------|------------|--|
| From | to | Weightages | |
| less than | 25,000 | 0.3280 | |
| 25,001 | 100,000 | 0.3340 | |
| 100,001 | 500,000 | 0.3350 | |
| 500,001 | 1,000,000 | 0.3360 | |
| 1,000,001 | 5,000,000 | 0.3370 | |
| 5,000,001 | 10,000,000 | 0.4070 | |
| 10,000,001 | 20,000,000 | 0.4080 | |
| 20,000,001 | 30,000,000 | 0.4090 | |
| 30,000,001 | 40,000,000 | 0.4100 | |
| 40,000,001 | 50,000,000 | 0.4110 | |
| 50,000,001 | 60,000,000 | 0.4310 | |
| 60,000,001 | 70,000,000 | 0.4320 | |
| 70,000,001 | 80,000,000 | 0.4330 | |
| 80,000,001 | 90,000,000 | 0.4340 | |
| 90,000,001 | 100,000,000 | 0.4350 | |
| 100,000,001 | 250,000,000 | 0.4210 | |
| 250,000,001 | 500,000,000 | 0.4270 | |
| 500,000,001 | 750,000,000 | 0.4520 | |
| 750,000,001 | 1,000,000,000 | 0.4770 | |
| 1,000,000,001 | and above | 0.4970 | |

For Am

Carlini

PROFIT SHARING WEIGHTAGES - FOR THE MONTH OF AUGUST 2018

| NA'MAT TD A/C - 2 YEARS MATURITY | | | |
|-----------------------------------|---------------|------------|--|
| From | to | Weightages | |
| less than | 25,000 | 0.3290 | |
| 25,001 | 100,000 | 0.3350 | |
| 100,001 | 500,000 | 0.3360 | |
| 500,001 | 1,000,000 | 0.3370 | |
| 1,000,001 | 5,000,000 | 0.3380 | |
| 5,000,001 | 10,000,000 | 0.4080 | |
| 10,000,001 | 20,000,000 | 0.4090 | |
| 20,000,001 | 30,000,000 | 0.4100 | |
| 30,000,001 | 40,000,000 | 0.4110 | |
| 40,000,001 | 50,000,000 | 0.4120 | |
| 50,000,001 | 60,000,000 | 0.4320 | |
| 60,000,001 | 70,000,000 | 0.4330 | |
| 70,000,001 | 80,000,000 | 0.4340 | |
| 80,000,001 | 90,000,000 | 0.4350 | |
| 90,000,001 | 100,000,000 | 0.4360 | |
| 100,000,001 | 250,000,000 | 0.4220 | |
| 250,000,001 | 500,000,000 | 0.4280 | |
| 500,000,001 | 750,000,000 | 0.4530 | |
| 750,000,001 | 1,000,000,000 | 0.4780 | |
| 1,000,000,001 | and above | 0.4980 | |
| NA'MAT TD A/C - 3 YEARS MONTHLY | | | |
| From | to | Weightages | |
| less than | 25,000 | 0.3270 | |
| 25,001 | 100,000 | 0.3330 | |
| 100,001 | 500,000 | 0.3340 | |
| 500,001 | 1,000,000 | 0.3350 | |
| 1,000,001 | 5,000,000 | 0.3360 | |
| 5,000,001 | 10,000,000 | 0.4060 | |
| 10,000,001 | 20,000,000 | 0.4070 | |
| 20,000,001 | 30,000,000 | 0.4080 | |
| 30,000,001 | 40,000,000 | 0.4090 | |
| 40,000,001 | 50,000,000 | 0.4100 | |
| 50,000,001 | 60,000,000 | 0.4300 | |
| 60,000,001 | 70,000,000 | 0.4310 | |
| 70,000,001 | 80,000,000 | 0.4320 | |
| 80,000,001 | 90,000,000 | 0.4330 | |
| 90,000,001 | 100,000,000 | 0.4340 | |
| 100,000,001 | 250,000,000 | 0.4110 | |
| 250,000,001 | 500,000,000 | 0.4260 | |
| 500,000,001 | 750,000,000 | 0.4510 | |
| 750,000,001 | 1,000,000,000 | 0.4760 | |
| 1,000,000,001 | and above | 0.4960 | |
| NA'MAT TD A/C - 3 YEARS QUARTERLY | | | |
| From | to | Weightages | |
| less than | 25,000 | 0.3280 | |
| 25,001 | 100,000 | 0.3340 | |
| 100,001 | 500,000 | 0.3350 | |
| 500,001 | 1,000,000 | 0.3360 | |
| 1,000,001 | 5,000,000 | 0.3370 | |
| 5,000,001 | 10,000,000 | 0.4070 | |
| 10,000,001 | 20,000,000 | 0.4080 | |
| 20,000,001 | 30,000,000 | 0.4090 | |
| 30,000,001 | 40,000,000 | 0.4100 | |
| 40,000,001 | 50,000,000 | 0.4110 | |
| 50,000,001 | 60,000,000 | 0.4310 | |
| 60,000,001 | 70,000,000 | 0.4320 | |
| 70,000,001 | 80,000,000 | 0.4330 | |
| 80,000,001 | 90,000,000 | 0.4340 | |
| 90,000,001 | 100,000,000 | 0.4350 | |
| 100,000,001 | 250,000,000 | 0.4210 | |
| 250,000,001 | 500,000,000 | 0.4270 | |
| 500,000,001 | 750,000,000 | 0.4520 | |
| 750,000,001 | 1,000,000,000 | 0.4770 | |
| 1,000,000,001 | and above | 0.4970 | |

PO1 Aew

Cerkin

PROFIT SHARING WEIGHTAGES - FOR THE MONTH OF AUGUST 2018

| NA'MAT TD A/C - 3 YEARS MATURITY | | | |
|-----------------------------------|---------------|------------|--|
| From | to | Weightages | |
| less than | 25,000 | 0.3320 | |
| 25,001 | 100,000 | 0.3380 | |
| 100,001 | 500,000 | 0.3390 | |
| 500,001 | 1,000,000 | 0.3400 | |
| 1,000,001 | 5,000,000 | 0.3410 | |
| 5,000,001 | 10,000,000 | 0.4110 | |
| 10,000,001 | 20,000,000 | 0.4120 | |
| 20,000,001 | 30,000,000 | 0.4130 | |
| 30,000,001 | 40,000,000 | 0.4140 | |
| 40,000,001 | 50,000,000 | 0.4150 | |
| 50,000,001 | 60,000,000 | 0.4350 | |
| 60,000,001 | 70,000,000 | 0.4360 | |
| 70,000,001 | 80,000,000 | 0.4370 | |
| 80,000,001 | 90,000,000 | 0.4380 | |
| 90,000,001 | 100,000,000 | 0.4390 | |
| 100,000,001 | 250,000,000 | 0.4250 | |
| 250,000,001 | 500,000,000 | 0.4310 | |
| 500,000,001 | 750,000,000 | 0.4560 | |
| 750,000,001 | 1,000,000,000 | 0.4810 | |
| 1,000,000,001 | and above | 0.4990 | |
| NA'MAT TD A/C - 5 YEARS MONTHLY | | | |
| From | to | Weightages | |
| less than | 25,000 | 0.3280 | |
| 25,001 | 100,000 | 0.3340 | |
| 100,001 | 500,000 | 0.3350 | |
| 500,001 | 1,000,000 | 0.3360 | |
| 1,000,001 | 5,000,000 | 0.3370 | |
| 5,000,001 | 10,000,000 | 0.4070 | |
| 10,000,001 | 20,000,000 | 0.4080 | |
| 20,000,001 | 30,000,000 | 0.4090 | |
| 30,000,001 | 40,000,000 | 0.4100 | |
| 40,000,001 | 50,000,000 | 0.4110 | |
| 50,000,001 | 60,000,000 | 0.4310 | |
| 60,000,001 | 70,000,000 | 0.4320 | |
| 70,000,001 | 80,000,000 | 0.4330 | |
| 80,000,001 | 90,000,000 | 0.4340 | |
| 90,000,001 | 100,000,000 | 0.4350 | |
| 100,000,001 | 250,000,000 | 0.4120 | |
| 250,000,001 | 500,000,000 | 0.4270 | |
| 500,000,001 | 750,000,000 | 0.4520 | |
| 750,000,001 | 1,000,000,000 | 0.4770 | |
| 1,000,000,001 | and above | 0.4970 | |
| NA'MAT TD A/C - 5 YEARS QUARTERLY | | | |
| From | to | Weightages | |
| less than | 25,000 | 0.3780 | |
| 25,001 | 100,000 | 0.3840 | |
| 100,001 | 500,000 | 0.3850 | |
| 500,001 | 1,000,000 | 0.3860 | |
| 1,000,001 | 5,000,000 | 0.3870 | |
| 5,000,001 | 10,000,000 | 0.4080 | |
| 10,000,001 | 20,000,000 | 0.4090 | |
| 20,000,001 | 30,000,000 | 0.4100 | |
| 30,000,001 | 40,000,000 | 0.4110 | |
| 40,000,001 | 50,000,000 | 0.4120 | |
| 50,000,001 | 60,000,000 | 0.4320 | |
| 60,000,001 | 70,000,000 | 0.4330 | |
| 70,000,001 | 80,000,000 | 0.4340 | |
| 80,000,001 | 90,000,000 | 0.4350 | |
| 90,000,001 | 100,000,000 | 0.4360 | |
| 100,000,001 | 250,000,000 | 0.4220 | |
| 250,000,001 | 500,000,000 | 0.4280 | |
| 500,000,001 | 750,000,000 | 0.4530 | |
| 750,000,001 | 1,000,000,000 | 0.4780 | |
| 1,000,000,001 | and above | 0.4980 | |

For A/c

Carlini

PROFIT SHARING WEIGHTAGES - FOR THE MONTH OF AUGUST 2018

| NA'MAT TD A/C - 5 YEARS MATURITY | | | |
|----------------------------------|---------------|------------|--|
| From | to | Weightages | |
| less than | 25,000 | 0.3820 | |
| 25,001 | 100,000 | 0.3880 | |
| 100,001 | 500,000 | 0.3890 | |
| 500,001 | 1,000,000 | 0.3900 | |
| 1,000,001 | 5,000,000 | 0.3910 | |
| 5,000,001 | 10,000,000 | 0.4120 | |
| 10,000,001 | 20,000,000 | 0.4130 | |
| 20,000,001 | 30,000,000 | 0.4140 | |
| 30,000,001 | 40,000,000 | 0.4150 | |
| 40,000,001 | 50,000,000 | 0.4160 | |
| 50,000,001 | 60,000,000 | 0.4360 | |
| 60,000,001 | 70,000,000 | 0.4370 | |
| 70,000,001 | 80,000,000 | 0.4380 | |
| 80,000,001 | 90,000,000 | 0.4390 | |
| 90,000,001 | 100,000,000 | 0.4400 | |
| 100,000,001 | 250,000,000 | 0.4260 | |
| 250,000,001 | 500,000,000 | 0.4320 | |
| 500,000,001 | 750,000,000 | 0.4570 | |
| 750,000,001 | 1,000,000,000 | 0.4820 | |
| 1,000,000,001 | and above | 0.5000 | |
| AASOODGI TD A/C 1 YEAR MONTHLY | | | |
| From | to | Weightages | |
| less than | 25,000 | 0.4040 | |
| 25,001 | 100,000 | 0.4040 | |
| 100,001 | 500,000 | 0.4040 | |
| 500,001 | 1,000,000 | 0.4040 | |
| 1,000,001 | 5,000,000 | 0.4040 | |
| 5,000,001 | 10,000,000 | 0.4040 | |
| 10,000,001 | 20,000,000 | 0.4040 | |
| 20,000,001 | 30,000,000 | 0.4040 | |
| 30,000,001 | 40,000,000 | 0.4040 | |
| 40,000,001 | 50,000,000 | 0.4040 | |
| 50,000,001 | 60,000,000 | 0.4040 | |
| 60,000,001 | 70,000,000 | 0.4040 | |
| 70,000,001 | 80,000,000 | 0.4040 | |
| 80,000,001 | 90,000,000 | 0.4040 | |
| 90,000,001 | 100,000,000 | 0.4040 | |
| 100,000,001 | 250,000,000 | 0.4040 | |
| 250,000,001 | 500,000,000 | 0.4040 | |
| 500,000,001 | 750,000,000 | 0.4040 | |
| 750,000,001 | 1,000,000,000 | 0.4040 | |
| 1,000,000,001 | and above | 0.4040 | |
| HIFAZAT PLUS SAVING DEPOSITS | | | |
| From | to | Weightages | |
| less than | 25,000 | 0.2210 | |
| 25,001 | 100,000 | 0.2220 | |
| 100,001 | 500,000 | 0.2230 | |
| 500,001 | 1,000,000 | 0.2240 | |
| 1,000,001 | 5,000,000 | 0.2250 | |
| 5,000,001 | 10,000,000 | 0.2260 | |
| 10,000,001 | 20,000,000 | 0.2270 | |
| 20,000,001 | 30,000,000 | 0.2280 | |
| 30,000,001 | 40,000,000 | 0.2290 | |
| 40,000,001 | 50,000,000 | 0.2300 | |
| 50,000,001 | 60,000,000 | 0.2310 | |
| 60,000,001 | 70,000,000 | 0.2320 | |
| 70,000,001 | 80,000,000 | 0.2330 | |
| 80,000,001 | 90,000,000 | 0.2340 | |
| 90,000,001 | 100,000,000 | 0.2350 | |
| 100,000,001 | 250,000,000 | 0.2680 | |
| 250,000,001 | 500,000,000 | 0.2690 | |
| 500,000,001 | 750,000,000 | 0.2700 | |
| 750,000,001 | 1,000,000,000 | 0.2710 | |
| 1,000,000,001 | and above | 0.2720 | |

For Au

Carbin

PROFIT SHARING WEIGHTAGES - FOR THE MONTH OF AUGUST 2018

| HIFAZAT PLUS SAVING DEPOSITS 1 | | | |
|-------------------------------------|---------------|------------|--|
| From | to | Weightages | |
| 1 | 100,000 | 0.3240 | |
| 100,001 | 500,000 | 0.3240 | |
| 500,001 | 1,000,000 | 0.3240 | |
| 1,000,001 | 5,000,000 | 0.3240 | |
| 5,000,001 | 10,000,000 | 0.3240 | |
| 10,000,001 | 25,000,000 | 0.3240 | |
| 25,000,001 | 50,000,000 | 0.3240 | |
| 50,000,001 | 100,000,000 | 0.3240 | |
| 100,000,001 | 200,000,000 | 0.3240 | |
| 200,000,001 | 300,000,000 | 0.3240 | |
| 300,000,001 | 500,000,000 | 0.3240 | |
| 500,000,001 | 1,000,000,000 | 0.3240 | |
| 1,000,000,001 | 2,000,000,000 | 0.3240 | |
| 2,000,000,001 | and above | 0.3240 | |
| HIFAZAT PLUS SAVING DEPOSITS 2 | | | |
| From | to | Weightages | |
| 1 | 1,000,000 | 0.3240 | |
| 1,000,001 | 5,000,000 | 0.3290 | |
| 5,000,001 | 10,000,000 | 0.3340 | |
| 10,000,001 | 50,000,000 | 0.4040 | |
| 50,000,001 | 100,000,000 | 0.4060 | |
| 100,000,001 | 250,000,000 | 0.4210 | |
| 250,000,001 | 500,000,000 | 0.4410 | |
| 500,000,001 | 1,000,000,000 | 0.4460 | |
| 1,000,000,001 | and above | 0.4510 | |
| HIFAZAT PLUS SAVING DEPOSITS 3 | | | |
| From | to | Weightages | |
| 1 | 200,000,000 | 0.4020 | |
| 200,000,001 | 500,000,000 | 0.4220 | |
| 500,000,001 | 750,000,000 | 0.4680 | |
| 750,000,001 | 1,000,000,000 | 0.4700 | |
| 1,000,000,001 | 2,000,000,000 | 0.5700 | |
| 2,000,000,001 | 3,000,000,000 | 0.5850 | |
| 3,000,000,001 | and above | 0.5900 | |
| NA'MAT TD A/C - 1 MONTH MATURITY | | | |
| From | to | Weightages | |
| 1 | and above | 0.3590 | |
| NA'MAT TD A/C - 1 3 MONTHS MATURITY | | | |
| From | to | Weightages | |
| 1 | and above | 0.3640 | |
| NA'MAT TD A/C - 1 6 MONTHS MATURITY | | | |
| From | to | Weightages | |
| 1 | and above | 0.3690 | |
| NA'MAT TD A/C - 1 1 YEAR MATURITY | | | |
| From | to | Weightages | |
| 1 | and above | 0.4190 | |
| NA'MAT TD A/C - 1 2 YEARS MATURITY | | | |
| From | to | Weightages | |
| 1 | and above | 0.4230 | |
| NA'MAT TD A/C - 1 3 YEARS MATURITY | | | |
| From | to | Weightages | |
| 1 | and above | 0.4270 | |
| NA'MAT TD A/C - 1 5 YEARS MATURITY | | | |
| From | to | Weightages | |
| 1 | and above | 0.4310 | |
| NA'MAT TD A/C - 2 1 YEAR MONTHLY | | | |
| From | to | Weightages | |
| 1 | and above | 0.3720 | |
| NA'MAT TD A/C - 2 2 YEARS MONTHLY | | | |
| From | to | Weightages | |
| 1 | and above | 0.3730 | |
| NA'MAT TD A/C - 2 3 YEARS MONTHLY | | | |
| From | to | Weightages | |
| 1 | and above | 0.3740 | |

For Au



Central

PROFIT SHARING WEIGHTAGES - FOR THE MONTH OF AUGUST 2018

| NA'MAT TD A/C - 2.5 YEARS MONTHLY | | | |
|---|-----------|------------|--|
| From | to | Weightages | |
| 1 | and above | 0.3750 | |
| NA'MAT TD A/C - 3.1 YEAR QUARTERLY | | | |
| From | to | Weightages | |
| 1 | and above | 0.3770 | |
| NA'MAT TD A/C - 3.2 YEARS QUARTERLY | | | |
| From | to | Weightages | |
| 1 | and above | 0.3780 | |
| NA'MAT TD A/C - 3.3 YEARS QUARTERLY | | | |
| From | to | Weightages | |
| 1 | and above | 0.3790 | |
| NA'MAT TD A/C - 3.5 YEARS QUARTERLY | | | |
| From | to | Weightages | |
| 1 | and above | 0.3800 | |
| NA'MAT TD A/C - 4.1 MONTH MATURITY | | | |
| From | to | Weightages | |
| 1 | and above | 0.3850 | |
| Hifazat Saving Deposit | | | |
| From | to | Weightages | |
| 1 | and above | 0.2200 | |
| Charity Fund Account | | | |
| From | to | Weightages | |
| 1 | and above | 0.2210 | |
| Asaan Savings Account | | | |
| From | to | Weightages | |
| 1 | and above | 0.2210 | |
| ATEFAL SAVING ACCOUNT | | | |
| From | to | Weightages | |
| 1 | and above | 0.2260 | |
| Hifazat Saving Deposit- USD | | | |
| From | to | Weightages | |
| 1 | and above | 0.0650 | |
| Hifazat Saving Deposit- GBP | | | |
| From | to | Weightages | |
| 1 | and above | 0.0080 | |
| Hifazat Saving Deposit- EUR | | | |
| From | to | Weightages | |
| 1 | and above | 0.0080 | |
| NA'MAT Term Deposits 1 Month -USD | | | |
| From | to | Weightages | |
| 1,000 | 25,000 | 0.0380 | |
| 25,001 | 50,000 | 0.0390 | |
| 50,001 | 250,000 | 0.0400 | |
| 250,001 | 500,000 | 0.0410 | |
| 500,001 | and above | 0.0420 | |
| NA'MAT Term Deposits 3 Months Monthly -USD | | | |
| From | to | Weightages | |
| 1,000 | 25,000 | 0.0390 | |
| 25,001 | 50,000 | 0.0400 | |
| 50,001 | 250,000 | 0.0410 | |
| 250,001 | 500,000 | 0.0420 | |
| 500,001 | and above | 0.0430 | |
| NA'MAT Term Deposits 3 Months Maturity -USD | | | |
| From | to | Weightages | |
| 1,000 | 25,000 | 0.0400 | |
| 25,001 | 50,000 | 0.0410 | |
| 50,001 | 250,000 | 0.0420 | |
| 250,001 | 500,000 | 0.0430 | |
| 500,001 | and above | 0.0440 | |
| NA'MAT Term Deposits 6 Months Monthly -USD | | | |
| From | to | Weightages | |
| 1,000 | 25,000 | 0.0410 | |
| 25,001 | 50,000 | 0.0420 | |
| 50,001 | 250,000 | 0.0430 | |
| 250,001 | 500,000 | 0.0440 | |
| 500,001 | and above | 0.0450 | |

For Aaw

Cashin

PROFIT SHARING WEIGHTAGES - FOR THE MONTH OF AUGUST 2018

| NA'MAT Term Deposits 6 Months Maturity -USD | | | |
|---|-----------|------------|--|
| From | to | Weightages | |
| 1,000 | 25,000 | 0.0420 | |
| 25,001 | 50,000 | 0.0430 | |
| 50,001 | 250,000 | 0.0440 | |
| 250,001 | 500,000 | 0.0450 | |
| 500,001 | and above | 0.0460 | |
| NA'MAT Term Deposits 1 Year Monthly-USD | | | |
| From | to | Weightages | |
| 1,000 | 25,000 | 0.0430 | |
| 25,001 | 50,000 | 0.0440 | |
| 50,001 | 250,000 | 0.0450 | |
| 250,001 | 500,000 | 0.0460 | |
| 500,001 | and above | 0.0470 | |
| NA'MAT Term Deposits 1 Year Maturity-USD | | | |
| From | to | Weightages | |
| 1,000 | 25,000 | 0.0440 | |
| 25,001 | 50,000 | 0.0450 | |
| 50,001 | 250,000 | 0.0460 | |
| 250,001 | 500,000 | 0.0470 | |
| 500,001 | and above | 0.0480 | |
| NA'MAT Term Deposits 2 Years Monthly-USD | | | |
| From | to | Weightages | |
| 1,000 | 25,000 | 0.0450 | |
| 25,001 | 50,000 | 0.0460 | |
| 50,001 | 250,000 | 0.0470 | |
| 250,001 | 500,000 | 0.0480 | |
| 500,001 | and above | 0.0490 | |
| NA'MAT Term Deposits 2 Years Maturity-USD | | | |
| From | to | Weightages | |
| 1,000 | 25,000 | 0.0460 | |
| 25,001 | 50,000 | 0.0470 | |
| 50,001 | 250,000 | 0.0480 | |
| 250,001 | 500,000 | 0.0490 | |
| 500,001 | and above | 0.0500 | |
| NA'MAT Term Deposits 3 Years Monthly-USD | | | |
| From | to | Weightages | |
| 1,000 | 25,000 | 0.0470 | |
| 25,001 | 50,000 | 0.0480 | |
| 50,001 | 250,000 | 0.0490 | |
| 250,001 | 500,000 | 0.0500 | |
| 500,001 | and above | 0.0510 | |
| NA'MAT Term Deposits 3 Years Maturity-USD | | | |
| From | to | Weightages | |
| 1,000 | 25,000 | 0.0480 | |
| 25,001 | 50,000 | 0.0490 | |
| 50,001 | 250,000 | 0.0500 | |
| 250,001 | 500,000 | 0.0510 | |
| 500,001 | and above | 0.0520 | |
| ADV SEC RECEIPT, CAR HAJARAH | | | |
| From | to | Weightages | |
| 1 | and above | 0.0030 | |
| ADV SEC REC., EQUIPMENT HAJARAH | | | |
| From | to | Weightages | |
| 1 | and above | 0.0030 | |
| ADV SEC REC. LC UNDER MURABAHA | | | |
| From | to | Weightages | |
| 1 | and above | 0.0030 | |
| ADV SEC REC. LC SERVICE HAJARAH | | | |
| From | to | Weightages | |
| 1 | and above | 0.0030 | |
| ADV SEC REC. BANK GUARANTEE | | | |
| From | to | Weightages | |
| 1 | and above | 0.0030 | |
| ADV SEC RECEIPT, DM OTHER | | | |
| From | to | Weightages | |
| 1 | and above | 0.0030 | |

F01 Amy

Cenbir

PROFIT SHARING WEIGHTAGES - FOR THE MONTH OF AUGUST 2018

| ADV SEC RECEIPT, DM STAFF | | | | | |
|------------------------------|-----------|------------|--|--|--|
| From | to | Weightages | | | |
| 1 | and above | 0.0030 | | | |
| ADV SEC RECEIPT, OTHERS | | | | | |
| From | to | Weightages | | | |
| 1 | and above | 0.0030 | | | |
| ADV SEC REC. ADVANCE RENTALS | | | | | |
| From | to | Weightages | | | |
| 1 | and above | 0.0030 | | | |
| ADV SEC RECEIPT, FCY OTHERS | | | | | |
| From | to | Weightages | | | |
| 1 | and above | 0.0030 | | | |


| PROFIT SHARING RATIO | | | | | |
|-------------------------|--|-----|--|--|--|
| Rabbul Maal (Depositor) | | 50% | | | |
| Mudarib (Bank) | | 50% | | | |


Recommended By:



UNIT HEAD - POOL MANAGEMENT


DIVISIONAL HEAD - FCG

Approved By:


MUFTI SYED SABIR HUSSAIN
RESIDENT SHARI'AH BOARD MEMBER


For
A. Iqbal


SYED IFTIKHAR HUSSAIN RIZVI
CHIEF FINANCIAL OFFICER