



MIB Islamic Bank Ltd.

Profit Rate Declaration Sheet

Dated: 31-MAR-19

08-APR-19 15:22:54

General Pool

Acct. Description	From Pool	To Pool	Weightages	Profit Rate
MIB Imaan Saving Account	0	099,999,999,999,999	0.300	3.7357
MIB Barkat Saving Account	0	025,000	0.301	3.7481
MIB Barkat Saving Account	25,001	0100,000	0.302	3.7606
MIB Barkat Saving Account	100,001	0500,000	0.303	3.773
MIB Barkat Saving Account	500,001	01,000,000	0.304	3.7855
MIB Barkat Saving Account	1,000,001	05,000,000	0.305	3.798
MIB Barkat Saving Account	5,000,001	010,000,000	0.306	3.8104
MIB Barkat Saving Account	10,000,001	020,000,000	0.307	3.8229
MIB Barkat Saving Account	20,000,001	030,000,000	0.308	3.8353
MIB Barkat Saving Account	30,000,001	040,000,000	0.309	3.8478
MIB Barkat Saving Account	40,000,001	050,000,000	0.310	3.8602
MIB Barkat Saving Account	50,000,001	060,000,000	0.311	3.8727
MIB Barkat Saving Account	60,000,001	070,000,000	0.312	3.8851
MIB Barkat Saving Account	70,000,001	080,000,000	0.313	3.8976
MIB Barkat Saving Account	80,000,001	090,000,000	0.314	
MIB Barkat Saving Account	90,000,001	0100,000,000	0.315	3.9225
MIB Barkat Saving Account	100,000,001	0250,000,000	0.348	4.3334
MIB Barkat Saving Account	250,000,001	0500,000,000	0.349	
MIB Barkat Saving Account	500,000,001	0750,000,000	0.350	
MIB Barkat Saving Account	750,000,001	01,000,000,000	0.351	
MIB Barkat Saving Account	1,000,000,001	099,999,999,999,999	0.352	
MIB Na'amat Plus TD 1-M Maturity	0	025,000	0.374	4.7097
MIB Na'amat Plus TD 1-M Maturity	25,001	0100,000	0.375	4.6699
MIB Na'amat Plus TD 1-M Maturity	100,001	0500,000	0.376	4.6821
MIB Na'amat Plus TD 1-M Maturity	500,001	01,000,000	0.377	4.6945
MIB Na'amat Plus TD 1-M Maturity	1,000,001	05,000,000	0.378	4.707
MIB Na'amat Plus TD 1-M Maturity	5,000,001	010,000,000	0.613	7.6333
MIB Na'amat Plus TD 1-M Maturity	10,000,001	020,000,000	0.618	7.6955
MIB Na'amat Plus TD 1-M Maturity	20,000,001	030,000,000	0.623	7.7578
MIB Na'amat Plus TD 1-M Maturity	30,000,001	040,000,000	0.628	7.82
MIB Na'amat Plus TD 1-M Maturity	40,000,001	050,000,000	0.633	7.8823
MIB Na'amat Plus TD 1-M Maturity	50,000,001	060,000,000	0.648	8.0691
MIB Na'amat Plus TD 1-M Maturity	60,000,001	070,000,000	0.653	8.1314
MIB Na'amat Plus TD 1-M Maturity	70,000,001	080,000,000	0.658	
MIB Na'amat Plus TD 1-M Maturity	80,000,001	090,000,000	0.663	8.2559
MIB Na'amat Plus TD 1-M Maturity	90,000,001	0100,000,000	0.668	8.3181
MIB Na'amat Plus TD 1-M Maturity	100,000,001	0250,000,000	0.718	8.9408
MIB Na'amat Plus TD 1-M Maturity	250,000,001	0500,000,000	0.840	10.4599
MIB Na'amat Plus TD 1-M Maturity	500,000,001	0750,000,000	0.841	10.4724
MIB Na'amat Plus TD 1-M Maturity	750,000,001	01,000,000,000	0.842	
MIB Na'amat Plus TD 1-M Maturity	1,000,000,001	099,999,999,999,999	0.843	
MIB Na'amat Plus TD 3-M Maturity	0	025,000	0.377	4.6912
MIB Na'amat Plus TD 3-M Maturity	25,001	0100,000	0.378	4.7079
MIB Na'amat Plus TD 3-M Maturity	100,001	0500,000	0.379	4.7194
MIB Na'amat Plus TD 3-M Maturity	500,001	01,000,000	0.380	4.7319
MIB Na'amat Plus TD 3-M Maturity	1,000,001	05,000,000	0.381	4.7443
MIB Na'amat Plus TD 3-M Maturity	5,000,001	010,000,000	0.680	8.4676
MIB Na'amat Plus TD 3-M Maturity	10,000,001	020,000,000	0.690	8.5921
MIB Na'amat Plus TD 3-M Maturity	20,000,001	030,000,000	0.700	8.7166
MIB Na'amat Plus TD 3-M Maturity	30,000,001	040,000,000	0.710	8.8411

For  

Dated: 31-MAR-19

General Pool

Acct. Description	From Pool	To Pool	Weightages	Profit Rate
MIB Na ₂ at Plus TD 3-M Maturity	40,000,001	050,000,000	0.720	8.9657
MIB Na ₂ at Plus TD 3-M Maturity	50,000,001	060,000,000	0.735	9.1524
MIB Na ₂ at Plus TD 3-M Maturity	60,000,001	070,000,000	0.745	9.277
MIB Na ₂ at Plus TD 3-M Maturity	70,000,001	080,000,000	0.755	9.4015
MIB Na ₂ at Plus TD 3-M Maturity	80,000,001	090,000,000	0.765	
MIB Na ₂ at Plus TD 3-M Maturity	90,000,001	0100,000,000	0.775	9.6505
MIB Na ₂ at Plus TD 3-M Maturity	100,000,001	0250,000,000	0.785	9.7751
MIB Na ₂ at Plus TD 3-M Maturity	250,000,001	0500,000,000	0.877	10.9207
MIB Na ₂ at Plus TD 3-M Maturity	500,000,001	0750,000,000	0.883	10.9954
MIB Na ₂ at Plus TD 3-M Maturity	750,000,001	01,000,000,000	0.815	
MIB Na ₂ at Plus TD 3-M Maturity	1,000,000,001	099,999,999,999,999	0.825	
MIB Na ₂ at Plus TD 3-M Monthly	0	025,000	0.376	
MIB Na ₂ at Plus TD 3-M Monthly	25,001	0100,000	0.377	
MIB Na ₂ at Plus TD 3-M Monthly	100,001	0500,000	0.378	4.7073
MIB Na ₂ at Plus TD 3-M Monthly	500,001	01,000,000	0.379	4.7188
MIB Na ₂ at Plus TD 3-M Monthly	1,000,001	05,000,000	0.380	4.7319
MIB Na ₂ at Plus TD 3-M Monthly	5,000,001	010,000,000	0.679	8.4551
MIB Na ₂ at Plus TD 3-M Monthly	10,000,001	020,000,000	0.689	8.5796
MIB Na ₂ at Plus TD 3-M Monthly	20,000,001	030,000,000	0.699	8.7043
MIB Na ₂ at Plus TD 3-M Monthly	30,000,001	040,000,000	0.709	
MIB Na ₂ at Plus TD 3-M Monthly	40,000,001	050,000,000	0.719	
MIB Na ₂ at Plus TD 3-M Monthly	50,000,001	060,000,000	0.734	9.14
MIB Na ₂ at Plus TD 3-M Monthly	60,000,001	070,000,000	0.744	
MIB Na ₂ at Plus TD 3-M Monthly	70,000,001	080,000,000	0.754	
MIB Na ₂ at Plus TD 3-M Monthly	80,000,001	090,000,000	0.764	
MIB Na ₂ at Plus TD 3-M Monthly	90,000,001	0100,000,000	0.774	
MIB Na ₂ at Plus TD 3-M Monthly	100,000,001	0250,000,000	0.784	9.7626
MIB Na ₂ at Plus TD 3-M Monthly	250,000,001	0500,000,000	0.794	
MIB Na ₂ at Plus TD 3-M Monthly	500,000,001	0750,000,000	0.804	
MIB Na ₂ at Plus TD 3-M Monthly	750,000,001	01,000,000,000	0.814	
MIB Na ₂ at Plus TD 3-M Monthly	1,000,000,001	099,999,999,999,999	0.824	
MIB Na ₂ at Plus TD 6-M Monthly	0	025,000	0.377	
MIB Na ₂ at Plus TD 6-M Monthly	25,001	0100,000	0.378	
MIB Na ₂ at Plus TD 6-M Monthly	100,001	0500,000	0.379	4.7199
MIB Na ₂ at Plus TD 6-M Monthly	500,001	01,000,000	0.380	4.7318
MIB Na ₂ at Plus TD 6-M Monthly	1,000,001	05,000,000	0.381	
MIB Na ₂ at Plus TD 6-M Monthly	5,000,001	010,000,000	0.680	8.4676
MIB Na ₂ at Plus TD 6-M Monthly	10,000,001	020,000,000	0.690	8.5921
MIB Na ₂ at Plus TD 6-M Monthly	20,000,001	030,000,000	0.700	8.7166
MIB Na ₂ at Plus TD 6-M Monthly	30,000,001	040,000,000	0.710	
MIB Na ₂ at Plus TD 6-M Monthly	40,000,001	050,000,000	0.720	8.9657
MIB Na ₂ at Plus TD 6-M Monthly	50,000,001	060,000,000	0.735	
MIB Na ₂ at Plus TD 6-M Monthly	60,000,001	070,000,000	0.745	
MIB Na ₂ at Plus TD 6-M Monthly	70,000,001	080,000,000	0.755	
MIB Na ₂ at Plus TD 6-M Monthly	80,000,001	090,000,000	0.765	
MIB Na ₂ at Plus TD 6-M Monthly	90,000,001	0100,000,000	0.775	
MIB Na ₂ at Plus TD 6-M Monthly	100,000,001	0250,000,000	0.785	
MIB Na ₂ at Plus TD 6-M Monthly	250,000,001	0500,000,000	0.795	
MIB Na ₂ at Plus TD 6-M Monthly	500,000,001	0750,000,000	0.805	
MIB Na ₂ at Plus TD 6-M Monthly	750,000,001	01,000,000,000	0.815	

For






M. B Islamic Bank Ltd.

Profit Rate Declaration Sheet

Dated: 31-MAR-19

08-APR-19 15:22:54

General Pool

Acct. Description	From Pool	To Pool	Weightages	Profit Rate
MIB Na _z at Plus TD 6-M Monthly	1,000,000,001	099,999,999,999,999	0.825	
MIB Na _z at Plus TD 6-M Maturity	0	025,000	0.378	4.7097
MIB Na _z at Plus TD 6-M Maturity	25,001	0100,000	0.379	4.7215
MIB Na _z at Plus TD 6-M Maturity	100,001	0500,000	0.380	4.7322
MIB Na _z at Plus TD 6-M Maturity	500,001	01,000,000	0.381	4.745
MIB Na _z at Plus TD 6-M Maturity	1,000,001	05,000,000	0.382	4.7568
MIB Na _z at Plus TD 6-M Maturity	5,000,001	010,000,000	0.681	8.48
MIB Na _z at Plus TD 6-M Maturity	10,000,001	020,000,000	0.691	8.6045
MIB Na _z at Plus TD 6-M Maturity	20,000,001	030,000,000	0.701	
MIB Na _z at Plus TD 6-M Maturity	30,000,001	040,000,000	0.711	
MIB Na _z at Plus TD 6-M Maturity	40,000,001	050,000,000	0.721	8.9781
MIB Na _z at Plus TD 6-M Maturity	50,000,001	060,000,000	0.736	
MIB Na _z at Plus TD 6-M Maturity	60,000,001	070,000,000	0.746	
MIB Na _z at Plus TD 6-M Maturity	70,000,001	080,000,000	0.756	9.4139
MIB Na _z at Plus TD 6-M Maturity	80,000,001	090,000,000	0.766	
MIB Na _z at Plus TD 6-M Maturity	90,000,001	0100,000,000	0.776	
MIB Na _z at Plus TD 6-M Maturity	100,000,001	0250,000,000	0.786	9.7875
MIB Na _z at Plus TD 6-M Maturity	250,000,001	0500,000,000	0.796	
MIB Na _z at Plus TD 6-M Maturity	500,000,001	0750,000,000	0.806	
MIB Na _z at Plus TD 6-M Maturity	750,000,001	01,000,000,000	0.816	
MIB Na _z at Plus TD 6-M Maturity	1,000,000,001	099,999,999,999,999	0.826	
MIB Na _z at Plus TD 1-Y Monthly	0	025,000	0.381	
MIB Na _z at Plus TD 1-Y Monthly	25,001	0100,000	0.382	4.7568
MIB Na _z at Plus TD 1-Y Monthly	100,001	0500,000	0.383	4.7692
MIB Na _z at Plus TD 1-Y Monthly	500,001	01,000,000	0.384	4.7817
MIB Na _z at Plus TD 1-Y Monthly	1,000,001	05,000,000	0.385	4.7941
MIB Na _z at Plus TD 1-Y Monthly	5,000,001	010,000,000	0.610	7.5959
MIB Na _z at Plus TD 1-Y Monthly	10,000,001	020,000,000	0.657	8.1812
MIB Na _z at Plus TD 1-Y Monthly	20,000,001	030,000,000	0.658	8.1936
MIB Na _z at Plus TD 1-Y Monthly	30,000,001	040,000,000	0.659	8.2061
MIB Na _z at Plus TD 1-Y Monthly	40,000,001	050,000,000	0.665	8.2808
MIB Na _z at Plus TD 1-Y Monthly	50,000,001	060,000,000	0.680	8.4676
MIB Na _z at Plus TD 1-Y Monthly	60,000,001	070,000,000	0.681	
MIB Na _z at Plus TD 1-Y Monthly	70,000,001	080,000,000	0.682	
MIB Na _z at Plus TD 1-Y Monthly	80,000,001	090,000,000	0.683	
MIB Na _z at Plus TD 1-Y Monthly	90,000,001	0100,000,000	0.684	
MIB Na _z at Plus TD 1-Y Monthly	100,000,001	0250,000,000	0.704	8.7664
MIB Na _z at Plus TD 1-Y Monthly	250,000,001	0500,000,000	0.804	
MIB Na _z at Plus TD 1-Y Monthly	500,000,001	0750,000,000	0.809	
MIB Na _z at Plus TD 1-Y Monthly	750,000,001	01,000,000,000	0.814	
MIB Na _z at Plus TD 1-Y Monthly	1,000,000,001	099,999,999,999,999	0.819	
MIB Na _z at Plus TD 1-Y Quarterly	0	025,000	0.384	4.7685
MIB Na _z at Plus TD 1-Y Quarterly	25,001	0100,000	0.385	4.7969
MIB Na _z at Plus TD 1-Y Quarterly	100,001	0500,000	0.386	4.8065
MIB Na _z at Plus TD 1-Y Quarterly	500,001	01,000,000	0.387	4.8193
MIB Na _z at Plus TD 1-Y Quarterly	1,000,001	05,000,000	0.388	4.8315
MIB Na _z at Plus TD 1-Y Quarterly	5,000,001	010,000,000	0.613	7.6332
MIB Na _z at Plus TD 1-Y Quarterly	10,000,001	020,000,000	0.660	
MIB Na _z at Plus TD 1-Y Quarterly	20,000,001	030,000,000	0.661	8.231
MIB Na _z at Plus TD 1-Y Quarterly	30,000,001	040,000,000	0.662	

For



MIB Islamic Bank Ltd.

Profit Rate Declaration Sheet

08-APR-19 15:22:54

Dated: 31-MAR-19

General Pool

Acct. Description	From Pool	To Pool	Weightages	Profit Rate
MIB Na _z at Plus TD 1-Y Quarterly	40,000,001	050,000,000	0.668	
MIB Na _z at Plus TD 1-Y Quarterly	50,000,001	060,000,000	0.683	
MIB Na _z at Plus TD 1-Y Quarterly	60,000,001	070,000,000	0.684	
MIB Na _z at Plus TD 1-Y Quarterly	70,000,001	080,000,000	0.685	
MIB Na _z at Plus TD 1-Y Quarterly	80,000,001	090,000,000	0.686	
MIB Na _z at Plus TD 1-Y Quarterly	90,000,001	0100,000,000	0.744	
MIB Na _z at Plus TD 1-Y Quarterly	100,000,001	0250,000,000	0.805	10.0241
MIB Na _z at Plus TD 1-Y Quarterly	250,000,001	0500,000,000	0.806	
MIB Na _z at Plus TD 1-Y Quarterly	500,000,001	0750,000,000	0.810	
MIB Na _z at Plus TD 1-Y Quarterly	750,000,001	01,000,000,000	0.815	
MIB Na _z at Plus TD 1-Y Quarterly	1,000,000,001	099,999,999,999,999	0.820	
MIB Na _z at Plus TD 1-Y Maturity	0	025,000	0.385	4.793
MIB Na _z at Plus TD 1-Y Maturity	25,001	0100,000	0.386	4.8068
MIB Na _z at Plus TD 1-Y Maturity	100,001	0500,000	0.387	4.8191
MIB Na _z at Plus TD 1-Y Maturity	500,001	01,000,000	0.388	4.8315
MIB Na _z at Plus TD 1-Y Maturity	1,000,001	05,000,000	0.389	4.8439
MIB Na _z at Plus TD 1-Y Maturity	5,000,001	010,000,000	0.614	7.6457
MIB Na _z at Plus TD 1-Y Maturity	10,000,001	020,000,000	0.661	8.2309
MIB Na _z at Plus TD 1-Y Maturity	20,000,001	030,000,000	0.662	8.2434
MIB Na _z at Plus TD 1-Y Maturity	30,000,001	040,000,000	0.663	
MIB Na _z at Plus TD 1-Y Maturity	40,000,001	050,000,000	0.688	8.5671
MIB Na _z at Plus TD 1-Y Maturity	50,000,001	060,000,000	0.693	8.6294
MIB Na _z at Plus TD 1-Y Maturity	60,000,001	070,000,000	0.698	
MIB Na _z at Plus TD 1-Y Maturity	70,000,001	080,000,000	0.703	
MIB Na _z at Plus TD 1-Y Maturity	80,000,001	090,000,000	0.718	
MIB Na _z at Plus TD 1-Y Maturity	90,000,001	0100,000,000	0.723	
MIB Na _z at Plus TD 1-Y Maturity	100,000,001	0250,000,000	0.858	10.6841
MIB Na _z at Plus TD 1-Y Maturity	250,000,001	0500,000,000	0.807	
MIB Na _z at Plus TD 1-Y Maturity	500,000,001	0750,000,000	0.811	
MIB Na _z at Plus TD 1-Y Maturity	750,000,001	01,000,000,000	0.816	
MIB Na _z at Plus TD 1-Y Maturity	1,000,000,001	099,999,999,999,999	0.899	11.1946
MIB Na _z at Plus TD 2-Y Monthly	0	025,000	0.383	
MIB Na _z at Plus TD 2-Y Monthly	25,001	0100,000	0.384	4.7803
MIB Na _z at Plus TD 2-Y Monthly	100,001	0500,000	0.385	4.794
MIB Na _z at Plus TD 2-Y Monthly	500,001	01,000,000	0.386	
MIB Na _z at Plus TD 2-Y Monthly	1,000,001	05,000,000	0.387	4.8187
MIB Na _z at Plus TD 2-Y Monthly	5,000,001	010,000,000	0.612	
MIB Na _z at Plus TD 2-Y Monthly	10,000,001	020,000,000	0.659	
MIB Na _z at Plus TD 2-Y Monthly	20,000,001	030,000,000	0.660	
MIB Na _z at Plus TD 2-Y Monthly	30,000,001	040,000,000	0.661	
MIB Na _z at Plus TD 2-Y Monthly	40,000,001	050,000,000	0.667	
MIB Na _z at Plus TD 2-Y Monthly	50,000,001	060,000,000	0.682	
MIB Na _z at Plus TD 2-Y Monthly	60,000,001	070,000,000	0.683	
MIB Na _z at Plus TD 2-Y Monthly	70,000,001	080,000,000	0.684	
MIB Na _z at Plus TD 2-Y Monthly	80,000,001	090,000,000	0.685	
MIB Na _z at Plus TD 2-Y Monthly	90,000,001	0100,000,000	0.686	
MIB Na _z at Plus TD 2-Y Monthly	100,000,001	0250,000,000	0.706	
MIB Na _z at Plus TD 2-Y Monthly	250,000,001	0500,000,000	0.806	
MIB Na _z at Plus TD 2-Y Monthly	500,000,001	0750,000,000	0.811	
MIB Na _z at Plus TD 2-Y Monthly	750,000,001	01,000,000,000	0.816	

For  

Dated: 31-MAR-19

General Pool

Acct. Description	From Pool	To Pool	Weightages	Profit Rate
MIB Na _z at Plus TD 2-Y Monthly	1,000,000,001	099,999,999,999,999	0.821	
MIB Na _z at Plus TD 2-Y Quarterly	0	025,000	0.386	
MIB Na _z at Plus TD 2-Y Quarterly	25,001	0100,000	0.387	4.8196
MIB Na _z at Plus TD 2-Y Quarterly	100,001	0500,000	0.388	4.8314
MIB Na _z at Plus TD 2-Y Quarterly	500,001	01,000,000	0.389	4.8443
MIB Na _z at Plus TD 2-Y Quarterly	1,000,001	05,000,000	0.390	
MIB Na _z at Plus TD 2-Y Quarterly	5,000,001	010,000,000	0.615	
MIB Na _z at Plus TD 2-Y Quarterly	10,000,001	020,000,000	0.662	
MIB Na _z at Plus TD 2-Y Quarterly	20,000,001	030,000,000	0.663	
MIB Na _z at Plus TD 2-Y Quarterly	30,000,001	040,000,000	0.664	
MIB Na _z at Plus TD 2-Y Quarterly	40,000,001	050,000,000	0.670	
MIB Na _z at Plus TD 2-Y Quarterly	50,000,001	060,000,000	0.685	
MIB Na _z at Plus TD 2-Y Quarterly	60,000,001	070,000,000	0.686	
MIB Na _z at Plus TD 2-Y Quarterly	70,000,001	080,000,000	0.687	
MIB Na _z at Plus TD 2-Y Quarterly	80,000,001	090,000,000	0.688	
MIB Na _z at Plus TD 2-Y Quarterly	90,000,001	0100,000,000	0.746	
MIB Na _z at Plus TD 2-Y Quarterly	100,000,001	0250,000,000	0.807	
MIB Na _z at Plus TD 2-Y Quarterly	250,000,001	0500,000,000	0.808	
MIB Na _z at Plus TD 2-Y Quarterly	500,000,001	0750,000,000	0.812	
MIB Na _z at Plus TD 2-Y Quarterly	750,000,001	01,000,000,000	0.817	
MIB Na _z at Plus TD 2-Y Quarterly	1,000,000,001	099,999,999,999,999	0.822	
MIB Na _z at Plus TD 2-Y Maturity	0	025,000	0.388	4.851
MIB Na _z at Plus TD 2-Y Maturity	25,001	0100,000	0.389	4.8436
MIB Na _z at Plus TD 2-Y Maturity	100,001	0500,000	0.390	4.8564
MIB Na _z at Plus TD 2-Y Maturity	500,001	01,000,000	0.391	4.8686
MIB Na _z at Plus TD 2-Y Maturity	1,000,001	05,000,000	0.392	4.8812
MIB Na _z at Plus TD 2-Y Maturity	5,000,001	010,000,000	0.617	
MIB Na _z at Plus TD 2-Y Maturity	10,000,001	020,000,000	0.664	8.2683
MIB Na _z at Plus TD 2-Y Maturity	20,000,001	030,000,000	0.665	
MIB Na _z at Plus TD 2-Y Maturity	30,000,001	040,000,000	0.666	
MIB Na _z at Plus TD 2-Y Maturity	40,000,001	050,000,000	0.672	
MIB Na _z at Plus TD 2-Y Maturity	50,000,001	060,000,000	0.687	
MIB Na _z at Plus TD 2-Y Maturity	60,000,001	070,000,000	0.688	
MIB Na _z at Plus TD 2-Y Maturity	70,000,001	080,000,000	0.689	
MIB Na _z at Plus TD 2-Y Maturity	80,000,001	090,000,000	0.690	
MIB Na _z at Plus TD 2-Y Maturity	90,000,001	0100,000,000	0.748	
MIB Na _z at Plus TD 2-Y Maturity	100,000,001	0250,000,000	0.809	
MIB Na _z at Plus TD 2-Y Maturity	250,000,001	0500,000,000	0.810	
MIB Na _z at Plus TD 2-Y Maturity	500,000,001	0750,000,000	0.814	
MIB Na _z at Plus TD 2-Y Maturity	750,000,001	01,000,000,000	0.819	
MIB Na _z at Plus TD 2-Y Maturity	1,000,000,001	099,999,999,999,999	0.824	
MIB Na _z at Plus TD 3-Y Monthly	0	025,000	0.384	
MIB Na _z at Plus TD 3-Y Monthly	25,001	0100,000	0.385	
MIB Na _z at Plus TD 3-Y Monthly	100,001	0500,000	0.386	4.8078
MIB Na _z at Plus TD 3-Y Monthly	500,001	01,000,000	0.387	
MIB Na _z at Plus TD 3-Y Monthly	1,000,001	05,000,000	0.388	
MIB Na _z at Plus TD 3-Y Monthly	5,000,001	010,000,000	0.613	7.6333
MIB Na _z at Plus TD 3-Y Monthly	10,000,001	020,000,000	0.660	
MIB Na _z at Plus TD 3-Y Monthly	20,000,001	030,000,000	0.661	
MIB Na _z at Plus TD 3-Y Monthly	30,000,001	040,000,000	0.662	

For 



Dated: 31-MAR-19

General Pool

Acct. Description	From Pool	To Pool	Weightages	Profit Rate
MIB Na'at Plus TD 3-Y Monthly	40,000,001	050,000,000	0.668	
MIB Na'at Plus TD 3-Y Monthly	50,000,001	060,000,000	0.683	
MIB Na'at Plus TD 3-Y Monthly	60,000,001	070,000,000	0.684	
MIB Na'at Plus TD 3-Y Monthly	70,000,001	080,000,000	0.685	
MIB Na'at Plus TD 3-Y Monthly	80,000,001	090,000,000	0.686	
MIB Na'at Plus TD 3-Y Monthly	90,000,001	0100,000,000	0.687	
MIB Na'at Plus TD 3-Y Monthly	100,000,001	0250,000,000	0.707	
MIB Na'at Plus TD 3-Y Monthly	250,000,001	0500,000,000	0.807	
MIB Na'at Plus TD 3-Y Monthly	500,000,001	0750,000,000	0.812	
MIB Na'at Plus TD 3-Y Monthly	750,000,001	01,000,000,000	0.817	
MIB Na'at Plus TD 3-Y Monthly	1,000,000,001	099,999,999,999,999	0.822	
MIB Na'at Plus TD 3-Y Quarterly	0	025,000	0.387	
MIB Na'at Plus TD 3-Y Quarterly	25,001	0100,000	0.388	
MIB Na'at Plus TD 3-Y Quarterly	100,001	0500,000	0.389	
MIB Na'at Plus TD 3-Y Quarterly	500,001	01,000,000	0.390	4.8565
MIB Na'at Plus TD 3-Y Quarterly	1,000,001	05,000,000	0.391	
MIB Na'at Plus TD 3-Y Quarterly	5,000,001	010,000,000	0.616	7.6707
MIB Na'at Plus TD 3-Y Quarterly	10,000,001	020,000,000	0.663	8.2559
MIB Na'at Plus TD 3-Y Quarterly	20,000,001	030,000,000	0.664	
MIB Na'at Plus TD 3-Y Quarterly	30,000,001	040,000,000	0.665	
MIB Na'at Plus TD 3-Y Quarterly	40,000,001	050,000,000	0.671	
MIB Na'at Plus TD 3-Y Quarterly	50,000,001	060,000,000	0.686	
MIB Na'at Plus TD 3-Y Quarterly	60,000,001	070,000,000	0.687	
MIB Na'at Plus TD 3-Y Quarterly	70,000,001	080,000,000	0.688	
MIB Na'at Plus TD 3-Y Quarterly	80,000,001	090,000,000	0.689	
MIB Na'at Plus TD 3-Y Quarterly	90,000,001	0100,000,000	0.747	
MIB Na'at Plus TD 3-Y Quarterly	100,000,001	0250,000,000	0.808	
MIB Na'at Plus TD 3-Y Quarterly	250,000,001	0500,000,000	0.809	
MIB Na'at Plus TD 3-Y Quarterly	500,000,001	0750,000,000	0.813	
MIB Na'at Plus TD 3-Y Quarterly	750,000,001	01,000,000,000	0.818	
MIB Na'at Plus TD 3-Y Quarterly	1,000,000,001	099,999,999,999,999	0.823	
MIB Na'mat Plus TD 3-Y Maturity	0	025,000	0.389	
MIB Na'mat Plus TD 3-Y Maturity	25,001	0100,000	0.390	
MIB Na'mat Plus TD 3-Y Maturity	100,001	0500,000	0.391	
MIB Na'mat Plus TD 3-Y Maturity	500,001	01,000,000	0.392	
MIB Na'mat Plus TD 3-Y Maturity	1,000,001	05,000,000	0.393	
MIB Na'mat Plus TD 3-Y Maturity	5,000,001	010,000,000	0.618	
MIB Na'mat Plus TD 3-Y Maturity	10,000,001	020,000,000	0.665	
MIB Na'mat Plus TD 3-Y Maturity	20,000,001	030,000,000	0.666	
MIB Na'mat Plus TD 3-Y Maturity	30,000,001	040,000,000	0.667	
MIB Na'mat Plus TD 3-Y Maturity	40,000,001	050,000,000	0.673	
MIB Na'mat Plus TD 3-Y Maturity	50,000,001	060,000,000	0.688	
MIB Na'mat Plus TD 3-Y Maturity	60,000,001	070,000,000	0.689	
MIB Na'mat Plus TD 3-Y Maturity	70,000,001	080,000,000	0.690	
MIB Na'mat Plus TD 3-Y Maturity	80,000,001	090,000,000	0.691	
MIB Na'mat Plus TD 3-Y Maturity	90,000,001	0100,000,000	0.749	
MIB Na'mat Plus TD 3-Y Maturity	100,000,001	0250,000,000	0.810	
MIB Na'mat Plus TD 3-Y Maturity	250,000,001	0500,000,000	0.811	
MIB Na'mat Plus TD 3-Y Maturity	500,000,001	0750,000,000	0.815	
MIB Na'mat Plus TD 3-Y Maturity	750,000,001	01,000,000,000	0.820	

For

Cashier



MIB Islamic Bank Ltd.

Profit Rate Declaration Sheet

Dated: 31-MAR-19

08-APR-19 15:22:54

General Pool

Acct. Description	From Pool	To Pool	Weightages	Profit Rate
MIB Na'mat Plus TD 3-Y Maturity	1,000,000,001	099,999,999,999,999	0.825	
MIB Na'at Plus TD 5-Y Monthly	0	025,000	0.389	
MIB Na'at Plus TD 5-Y Monthly	25,001	0100,000	0.390	4.891
MIB Na'at Plus TD 5-Y Monthly	100,001	0500,000	0.391	4.8696
MIB Na'at Plus TD 5-Y Monthly	500,001	01,000,000	0.392	4.8812
MIB Na'at Plus TD 5-Y Monthly	1,000,001	05,000,000	0.393	4.8938
MIB Na'at Plus TD 5-Y Monthly	5,000,001	010,000,000	0.618	7.6956
MIB Na'at Plus TD 5-Y Monthly	10,000,001	020,000,000	0.665	
MIB Na'at Plus TD 5-Y Monthly	20,000,001	030,000,000	0.666	
MIB Na'at Plus TD 5-Y Monthly	30,000,001	040,000,000	0.667	
MIB Na'at Plus TD 5-Y Monthly	40,000,001	050,000,000	0.673	
MIB Na'at Plus TD 5-Y Monthly	50,000,001	060,000,000	0.688	
MIB Na'at Plus TD 5-Y Monthly	60,000,001	070,000,000	0.689	
MIB Na'at Plus TD 5-Y Monthly	70,000,001	080,000,000	0.690	
MIB Na'at Plus TD 5-Y Monthly	80,000,001	090,000,000	0.691	
MIB Na'at Plus TD 5-Y Monthly	90,000,001	0100,000,000	0.692	
MIB Na'at Plus TD 5-Y Monthly	100,000,001	0250,000,000	0.712	
MIB Na'at Plus TD 5-Y Monthly	250,000,001	0500,000,000	0.812	
MIB Na'at Plus TD 5-Y Monthly	500,000,001	0750,000,000	0.817	
MIB Na'at Plus TD 5-Y Monthly	750,000,001	01,000,000,000	0.822	
MIB Na'at Plus TD 5-Y Monthly	1,000,000,001	099,999,999,999,999	0.827	
MIB Na'mat Plus TD 5-Y Quarterly	0	025,000	0.392	
MIB Na'mat Plus TD 5-Y Quarterly	25,001	0100,000	0.393	
MIB Na'mat Plus TD 5-Y Quarterly	100,001	0500,000	0.394	
MIB Na'mat Plus TD 5-Y Quarterly	500,001	01,000,000	0.395	
MIB Na'mat Plus TD 5-Y Quarterly	1,000,001	05,000,000	0.396	
MIB Na'mat Plus TD 5-Y Quarterly	5,000,001	010,000,000	0.621	
MIB Na'mat Plus TD 5-Y Quarterly	10,000,001	020,000,000	0.668	
MIB Na'mat Plus TD 5-Y Quarterly	20,000,001	030,000,000	0.669	
MIB Na'mat Plus TD 5-Y Quarterly	30,000,001	040,000,000	0.670	
MIB Na'mat Plus TD 5-Y Quarterly	40,000,001	050,000,000	0.676	
MIB Na'mat Plus TD 5-Y Quarterly	50,000,001	060,000,000	0.691	
MIB Na'mat Plus TD 5-Y Quarterly	60,000,001	070,000,000	0.692	
MIB Na'mat Plus TD 5-Y Quarterly	70,000,001	080,000,000	0.693	
MIB Na'mat Plus TD 5-Y Quarterly	80,000,001	090,000,000	0.694	
MIB Na'mat Plus TD 5-Y Quarterly	90,000,001	0100,000,000	0.752	
MIB Na'mat Plus TD 5-Y Quarterly	100,000,001	0250,000,000	0.813	
MIB Na'mat Plus TD 5-Y Quarterly	250,000,001	0500,000,000	0.814	
MIB Na'mat Plus TD 5-Y Quarterly	500,000,001	0750,000,000	0.818	
MIB Na'mat Plus TD 5-Y Quarterly	750,000,001	01,000,000,000	0.823	
MIB Na'mat Plus TD 5-Y Quarterly	1,000,000,001	099,999,999,999,999	0.828	
MIB Na'at Plus TD 5-Y Maturity	0	025,000	0.390	
MIB Na'at Plus TD 5-Y Maturity	25,001	0100,000	0.391	
MIB Na'at Plus TD 5-Y Maturity	100,001	0500,000	0.392	
MIB Na'at Plus TD 5-Y Maturity	500,001	01,000,000	0.393	
MIB Na'at Plus TD 5-Y Maturity	1,000,001	05,000,000	0.394	
MIB Na'at Plus TD 5-Y Maturity	5,000,001	010,000,000	0.619	
MIB Na'at Plus TD 5-Y Maturity	10,000,001	020,000,000	0.666	
MIB Na'at Plus TD 5-Y Maturity	20,000,001	030,000,000	0.667	
MIB Na'at Plus TD 5-Y Maturity	30,000,001	040,000,000	0.668	

For

Centin



MIB Islamic Bank Ltd.

Profit Rate Declaration Sheet

08-APR-19 15:22:54

Dated: 31-MAR-19

General Pool

Acct. Description	From Pool	To Pool	Weightages	Profit Rate
MIB Na \bar{z} at Plus TD 5-Y Maturity	40,000,001	050,000,000	0.674	
MIB Na \bar{z} at Plus TD 5-Y Maturity	50,000,001	060,000,000	0.689	
MIB Na \bar{z} at Plus TD 5-Y Maturity	60,000,001	070,000,000	0.690	
MIB Na \bar{z} at Plus TD 5-Y Maturity	70,000,001	080,000,000	0.691	
MIB Na \bar{z} at Plus TD 5-Y Maturity	80,000,001	090,000,000	0.692	
MIB Na \bar{z} at Plus TD 5-Y Maturity	90,000,001	0100,000,000	0.750	
MIB Na \bar{z} at Plus TD 5-Y Maturity	100,000,001	0250,000,000	0.811	
MIB Na \bar{z} at Plus TD 5-Y Maturity	250,000,001	0500,000,000	0.812	
MIB Na \bar{z} at Plus TD 5-Y Maturity	500,000,001	0750,000,000	0.816	
MIB Na \bar{z} at Plus TD 5-Y Maturity	750,000,001	01,000,000,000	0.821	
MIB Na \bar{z} at Plus TD 5-Y Maturity	1,000,000,001	099,999,999,999,999	0.826	
MIB Aasoodgi Term Deposit	0	025,000	0.611	7.6061
MIB Aasoodgi Term Deposit	25,001	0100,000	0.611	7.6084
MIB Aasoodgi Term Deposit	100,001	0500,000	0.611	7.6083
MIB Aasoodgi Term Deposit	500,001	01,000,000	0.611	7.6083
MIB Aasoodgi Term Deposit	1,000,001	05,000,000	0.611	7.6083
MIB Aasoodgi Term Deposit	5,000,001	010,000,000	0.611	
MIB Aasoodgi Term Deposit	10,000,001	020,000,000	0.611	
MIB Aasoodgi Term Deposit	20,000,001	030,000,000	0.611	
MIB Aasoodgi Term Deposit	30,000,001	040,000,000	0.611	
MIB Aasoodgi Term Deposit	40,000,001	050,000,000	0.611	
MIB Aasoodgi Term Deposit	50,000,001	060,000,000	0.611	
MIB Aasoodgi Term Deposit	60,000,001	070,000,000	0.611	
MIB Aasoodgi Term Deposit	70,000,001	080,000,000	0.611	
MIB Aasoodgi Term Deposit	80,000,001	090,000,000	0.611	
MIB Aasoodgi Term Deposit	90,000,001	0100,000,000	0.611	
MIB Aasoodgi Term Deposit	100,000,001	0250,000,000	0.611	
MIB Aasoodgi Term Deposit	250,000,001	0500,000,000	0.611	
MIB Aasoodgi Term Deposit	500,000,001	0750,000,000	0.611	
MIB Aasoodgi Term Deposit	750,000,001	01,000,000,000	0.611	
MIB Aasoodgi Term Deposit	1,000,000,001	099,999,999,999,999	0.611	
MIB Na \bar{z} at Plus TD 2-M Maturity	0	025,000	0.375	
MIB Na \bar{z} at Plus TD 2-M Maturity	25,001	0100,000	0.376	
MIB Na \bar{z} at Plus TD 2-M Maturity	100,001	0500,000	0.377	
MIB Na \bar{z} at Plus TD 2-M Maturity	500,001	01,000,000	0.378	4.7067
MIB Na \bar{z} at Plus TD 2-M Maturity	1,000,001	05,000,000	0.379	
MIB Na \bar{z} at Plus TD 2-M Maturity	5,000,001	010,000,000	0.614	
MIB Na \bar{z} at Plus TD 2-M Maturity	10,000,001	020,000,000	0.619	
MIB Na \bar{z} at Plus TD 2-M Maturity	20,000,001	030,000,000	0.624	
MIB Na \bar{z} at Plus TD 2-M Maturity	30,000,001	040,000,000	0.629	
MIB Na \bar{z} at Plus TD 2-M Maturity	40,000,001	050,000,000	0.634	
MIB Na \bar{z} at Plus TD 2-M Maturity	50,000,001	060,000,000	0.649	
MIB Na \bar{z} at Plus TD 2-M Maturity	60,000,001	070,000,000	0.654	
MIB Na \bar{z} at Plus TD 2-M Maturity	70,000,001	080,000,000	0.659	
MIB Na \bar{z} at Plus TD 2-M Maturity	80,000,001	090,000,000	0.664	
MIB Na \bar{z} at Plus TD 2-M Maturity	90,000,001	0100,000,000	0.669	
MIB Na \bar{z} at Plus TD 2-M Maturity	100,000,001	0250,000,000	0.719	
MIB Na \bar{z} at Plus TD 2-M Maturity	250,000,001	0500,000,000	0.841	
MIB Na \bar{z} at Plus TD 2-M Maturity	500,000,001	0750,000,000	0.842	
MIB Na \bar{z} at Plus TD 2-M Maturity	750,000,001	01,000,000,000	0.843	

Dated: 31-MAR-19

General Pool

Acct. Description	From Pool	To Pool	Weightages	Profit Rate
MIB Na ₂ at Plus TD 2-M Maturity	1,000,000,001	099,999,999,999,999	0.844	
CHARITY FUNDS ACCOUNT	0	099,999,999,999,999	0.300	
MODARABA PLACEMENT 6 MONTH (GP)	0	099,999,999,999,999	0.000	
MIB Imaan Foreign Currency Saving Accou	0	099,999,999,999,999	0.065	.8094
MIB Imaan Foreign Currency Saving Accou	0	099,999,999,999,999	0.008	.0996
MIB Imaan Foreign Currency Saving Accou	0	099,999,999,999,999	0.008	.0996
MIB Asaan Saving Account	0	099,999,999,999,999	0.300	3.7357
MIB Barkat Saving Plus Account	0	0100,000	0.371	4.6198
MIB Barkat Saving Plus Account	100,001	0500,000	0.371	4.6198
MIB Barkat Saving Plus Account	500,001	01,000,000	0.371	4.6198
MIB Barkat Saving Plus Account	1,000,001	05,000,000	0.371	4.6198
MIB Barkat Saving Plus Account	5,000,001	010,000,000	0.371	4.6198
MIB Barkat Saving Plus Account	10,000,001	025,000,000	0.371	4.6198
MIB Barkat Saving Plus Account	25,000,001	050,000,000	0.371	4.6198
MIB Barkat Saving Plus Account	50,000,001	0100,000,000	0.371	4.6198
MIB Barkat Saving Plus Account	100,000,001	0200,000,000	0.371	4.6198
MIB Barkat Saving Plus Account	200,000,001	0300,000,000	0.371	
MIB Barkat Saving Plus Account	300,000,001	0500,000,000	0.371	
MIB Barkat Saving Plus Account	500,000,001	01,000,000,000	0.371	4.6198
MIB Barkat Saving Plus Account	1,000,000,001	02,000,000,000	0.371	
MIB Barkat Saving Plus Account	2,000,000,001	099,999,999,999,999	0.371	
MIB Barkat Saving Premium Account	0	01,000,000	0.371	4.6198
MIB Barkat Saving Premium Account	1,000,001	05,000,000	0.411	5.1179
MIB Barkat Saving Premium Account	5,000,001	010,000,000	0.636	7.9197
MIB Barkat Saving Premium Account	10,000,001	050,000,000	0.644	8.0193
MIB Barkat Saving Premium Account	50,000,001	0100,000,000	0.684	8.5174
MIB Barkat Saving Premium Account	100,000,001	0250,000,000	0.694	8.6419
MIB Barkat Saving Premium Account	250,000,001	0500,000,000	0.704	8.7664
MIB Barkat Saving Premium Account	500,000,001	01,000,000,000	0.724	
MIB Barkat Saving Premium Account	1,000,000,001	099,999,999,999,999	0.744	
MIB Barkat Super Saving Account	0	0200,000,000	0.470	5.8526
MIB Barkat Super Saving Account	200,000,001	0500,000,000	0.473	5.8899
MIB Barkat Super Saving Account	500,000,001	0750,000,000	0.543	6.7616
MIB Barkat Super Saving Account	750,000,001	01,000,000,000	0.578	
MIB Barkat Super Saving Account	1,000,000,001	02,000,000,000	0.648	
MIB Barkat Super Saving Account	2,000,000,001	03,000,000,000	0.858	10.6841
MIB Barkat Super Saving Account	3,000,000,001	099,999,999,999,999	0.879	10.9456
MIB Na' mat TD 1-M Maturity	0	099,999,999,999,999	0.359	
MIB Na' mat TD 3-M Maturity	0	099,999,999,999,999	0.364	
MIB Na ₂ at TD 6-M Maturity	0	099,999,999,999,999	0.369	
MIB Na' mat TD 1-Y Maturity	0	099,999,999,999,999	0.419	
MIB Na' mat TD 2-Y Maturity	0	099,999,999,999,999	0.423	
MIB Na' mat TD 3-Y Maturity	0	099,999,999,999,999	0.427	
MIB Na' mat TD 5-Y Maturity	0	099,999,999,999,999	0.431	
MIB Na' mat TD 1-Y Monthly	0	099,999,999,999,999	0.372	
MIB Na' mat TD 2-Y Monthly	0	099,999,999,999,999	0.373	
MIB Na' mat TD 3-Y Monthly	0	099,999,999,999,999	0.374	
MIB Na' mat TD 5-Y Monthly	0	099,999,999,999,999	0.375	
MIB Na' mat TD 1-Y Quarterly	0	099,999,999,999,999	0.377	
MIB Na' mat TD 2-Y Quarterly	0	099,999,999,999,999	0.378	

Fo



Carlini



MIB Islamic Bank Ltd.

Profit Rate Declaration Sheet

Dated: 31-MAR-19

08-APR-19 15:22:54

General Pool

Acct. Description	From Pool	To Pool	Weightages	Profit Rate
MIB Na'mat TD 3-Y Quarterly	0	099,999,999,999,999	0.379	
MIB Na'mat TD 5-Y Quarterly	0	099,999,999,999,999	0.380	
MIB FI TD 1-M Maturity	0	099,999,999,999,999	0.385	
ADVANCE SECURITY RECEIPT - CAR IJARAH	0	099,999,999,999,999	0.003	.0374
ADVANCE SECURITY RECEIPT - EQUIPMENT IJA	0	099,999,999,999,999	0.003	.0374
ADVANCE SECURITY RECEIPT - LC UNDER MURA	0	099,999,999,999,999	0.003	0
ADVANCE SECURITY RECEIPT - BANK GUARANTE	0	099,999,999,999,999	0.003	.0373
ADVANCE SECURITY RECEIPT - DM OTHER	0	099,999,999,999,999	0.003	.0374
ADVANCE SECURITY RECEIPT - DM STAFF	0	099,999,999,999,999	0.003	.0375
ADVANCE SECURITY RECEIPT - OTHERS	0	099,999,999,999,999	0.003	.0374
ADV SECURITY RECEIPT - ADVANCE RENTALS	0	099,999,999,999,999	0.003	
ADV SEC RECPT-LC UNDER SERVICE IJARAH	0	099,999,999,999,999	0.003	
ADVANCE SECURITY RECEIPT - FCY OTHERS	0	099,999,999,999,999	0.003	
	0	099,999,999,999,999	0.000	
NA'MAT TD A/C - 2 YEARS HALF YEARLY	0	025,000	0.387	
NA'MAT TD A/C - 2 YEARS HALF YEARLY	25,001	0100,000	0.388	
NA'MAT TD A/C - 2 YEARS HALF YEARLY	100,001	0500,000	0.389	
NA'MAT TD A/C - 2 YEARS HALF YEARLY	500,001	01,000,000	0.390	
NA'MAT TD A/C - 2 YEARS HALF YEARLY	1,000,001	05,000,000	0.391	
NA'MAT TD A/C - 2 YEARS HALF YEARLY	5,000,001	010,000,000	0.616	
NA'MAT TD A/C - 2 YEARS HALF YEARLY	5,000,001	010,000,000	0.616	
NA'MAT TD A/C - 2 YEARS HALF YEARLY	10,000,001	020,000,000	0.663	
NA'MAT TD A/C - 2 YEARS HALF YEARLY	20,000,001	030,000,000	0.664	
NA'MAT TD A/C - 2 YEARS HALF YEARLY	30,000,001	040,000,000	0.665	
NA'MAT TD A/C - 2 YEARS HALF YEARLY	40,000,001	050,000,000	0.671	
NA'MAT TD A/C - 2 YEARS HALF YEARLY	50,000,001	060,000,000	0.686	
NA'MAT TD A/C - 2 YEARS HALF YEARLY	50,000,001	060,000,000	0.686	
NA'MAT TD A/C - 2 YEARS HALF YEARLY	60,000,001	070,000,000	0.687	
NA'MAT TD A/C - 2 YEARS HALF YEARLY	60,000,001	070,000,000	0.687	
NA'MAT TD A/C - 2 YEARS HALF YEARLY	70,000,001	080,000,000	0.688	
NA'MAT TD A/C - 2 YEARS HALF YEARLY	80,000,001	090,000,000	0.689	
NA'MAT TD A/C - 2 YEARS HALF YEARLY	90,000,001	0100,000,000	0.747	
NA'MAT TD A/C - 2 YEARS HALF YEARLY	100,000,001	0250,000,000	0.808	
NA'MAT TD A/C - 2 YEARS HALF YEARLY	250,000,001	0500,000,000	0.809	
NA'MAT TD A/C - 2 YEARS HALF YEARLY	500,000,001	0750,000,000	0.813	
NA'MAT TD A/C - 2 YEARS HALF YEARLY	750,000,001	01,000,000,000	0.818	
NA'MAT TD A/C - 2 YEARS HALF YEARLY	1,000,000,001	099,999,999,999,999	0.823	
MIB Atfaal Saving Account	1	099,999,999,999,999	0.300	3.7358
NA'MAT FCY Term Deposit 1 Month Maturity	1,000	025,000	0.038	
NA'MAT FCY Term Deposit 1 Month Maturity	25,001	050,000	0.039	
NA'MAT FCY Term Deposit 1 Month Maturity	50,001	0250,000	0.040	
NA'MAT FCY Term Deposit 1 Month Maturity	250,001	0500,000	0.041	
NA'MAT FCY Term Deposit 1 Month Maturity	500,001	099,999,999,999,999	0.042	
NA'MAT FCY Term Deposit 3 Months Monthly	1,000	025,000	0.039	
NA'MAT FCY Term Deposit 3 Months Monthly	25,001	050,000	0.040	
NA'MAT FCY Term Deposit 3 Months Monthly	50,001	0250,000	0.041	
NA'MAT FCY Term Deposit 3 Months Monthly	250,001	0500,000	0.042	
NA'MAT FCY Term Deposit 3 Months Monthly	500,001	099,999,999,999,999	0.043	
MIB Na'at Plus FCY Term Deposit 3-M Matu	1,000	025,000	0.040	
MIB Na'at Plus FCY Term Deposit 3-M Matu	25,001	050,000	0.041	.5107

For

Carbin

Dated: 31-MAR-19

General Pool

Acct. Description	From Pool	To Pool	Weightages	Profit Rate
MIB Na'at Plus FCY Term Deposit 3-M Matu	50,001	0250,000	0.042	
MIB Na'at Plus FCY Term Deposit 3-M Matu	250,001	0500,000	0.043	
MIB Na'at Plus FCY Term Deposit 3-M Matu	500,001	099,999,999,999,999	0.044	
Nai'mat Fcy Term Deposit 6Months Monthly	1,000	025,000	0.041	
Nai'mat Fcy Term Deposit 6Months Monthly	25,001	050,000	0.042	
Nai'mat Fcy Term Deposit 6Months Monthly	50,001	0250,000	0.043	
Nai'mat Fcy Term Deposit 6Months Monthly	250,001	0500,000	0.044	
Nai'mat Fcy Term Deposit 6Months Monthly	500,001	099,999,999,999,999	0.045	
MIB Na'at Plus FCY Term Deposit 6-M Matu	1,000	025,000	0.042	.5229
MIB Na'at Plus FCY Term Deposit 6-M Matu	25,001	050,000	0.043	
MIB Na'at Plus FCY Term Deposit 6-M Matu	50,001	0250,000	0.044	
MIB Na'at Plus FCY Term Deposit 6-M Matu	250,001	0500,000	0.045	
MIB Na'at Plus FCY Term Deposit 6-M Matu	500,001	099,999,999,999,999	0.046	
Nai'mat Fcy Term Deposit 1 Year Monthly	1,000	025,000	0.043	
Nai'mat Fcy Term Deposit 1 Year Monthly	25,001	050,000	0.044	
Nai'mat Fcy Term Deposit 1 Year Monthly	50,001	0250,000	0.045	
Nai'mat Fcy Term Deposit 1 Year Monthly	250,001	0500,000	0.046	
Nai'mat Fcy Term Deposit 1 Year Monthly	500,001	099,999,999,999,999	0.047	
MIB Na'at Plus FCY Term Deposit 1-Y Matu	1,000	025,000	0.044	
MIB Na'at Plus FCY Term Deposit 1-Y Matu	25,001	050,000	0.045	
MIB Na'at Plus FCY Term Deposit 1-Y Matu	50,000	0250,000	0.046	
MIB Na'at Plus FCY Term Deposit 1-Y Matu	250,001	0500,000	0.047	.5853
MIB Na'at Plus FCY Term Deposit 1-Y Matu	500,001	099,999,999,999,999	0.048	
Nai'mat Fcy Term Deposit 2 Years Monthly	1,000	025,000	0.045	
Nai'mat Fcy Term Deposit 2 Years Monthly	25,001	050,000	0.046	
Nai'mat Fcy Term Deposit 2 Years Monthly	50,001	0250,000	0.047	
Nai'mat Fcy Term Deposit 2 Years Monthly	250,001	0500,000	0.048	
Nai'mat Fcy Term Deposit 2 Years Monthly	500,001	099,999,999,999,999	0.049	
Nai'mat Fcy Term Deposit 2Years Maturity	1,000	025,000	0.046	
Nai'mat Fcy Term Deposit 2Years Maturity	25,001	050,000	0.047	
Nai'mat Fcy Term Deposit 2Years Maturity	50,001	0250,000	0.048	
Nai'mat Fcy Term Deposit 2Years Maturity	250,001	0500,000	0.049	
Nai'mat Fcy Term Deposit 2Years Maturity	500,001	099,999,999,999,999	0.050	
MIB Na'mat Plus FCY Term Deposit 3-M Mon	1,000	025,000	0.047	
MIB Na'mat Plus FCY Term Deposit 3-M Mon	25,001	050,000	0.048	
MIB Na'mat Plus FCY Term Deposit 3-M Mon	50,001	0250,000	0.049	
MIB Na'mat Plus FCY Term Deposit 3-M Mon	250,001	0500,000	0.050	
MIB Na'mat Plus FCY Term Deposit 3-M Mon	500,001	099,999,999,999,999	0.051	
MIB Na'mat Plus FCY Term Deposit 3-Y Mat	1,000	025,000	0.048	
MIB Na'mat Plus FCY Term Deposit 3-Y Mat	25,001	050,000	0.049	
MIB Na'mat Plus FCY Term Deposit 3-Y Mat	50,001	0250,000	0.050	
MIB Na'mat Plus FCY Term Deposit 3-Y Mat	250,001	0500,000	0.051	
MIB Na'mat Plus FCY Term Deposit 3-Y Mat	500,001	099,999,999,999,999	0.052	
Nai?matFcyTermDeposit1MonthMaturityEURO	1,000	025,000	0.038	
Nai?matFcyTermDeposit1MonthMaturityEURO	25,001	050,000	0.039	
Nai?matFcyTermDeposit1MonthMaturityEURO	50,001	0250,000	0.040	
Nai?matFcyTermDeposit1MonthMaturityEURO	250,001	0500,000	0.041	
Nai?matFcyTermDeposit1MonthMaturityEURO	500,001	099,999,999,999,999	0.042	
Nai?matFcyTermDeposit3Months MonthlyEURO	1,000	025,000	0.039	
Nai?matFcyTermDeposit3Months MonthlyEURO	25,001	050,000	0.040	

For 





Profit Rate Declaration Sheet

08-APR-19 15:22:54

Dated: 31-MAR-19

General Pool

Acct. Description	From Pool	To Pool	Weightages	Profit Rate
Nai?matFcyTermDeposit3Months MonthlyEURO	50,001	0250,000	0.041	
Nai?matFcyTermDeposit3Months MonthlyEURO	250,001	0500,000	0.042	
Nai?matFcyTermDeposit3Months MonthlyEURO	500,001	099,999,999,999,999	0.043	
Nai?matFcyTermDeposit3MonthsMaturityEURO	1,000	025,000	0.040	
Nai?matFcyTermDeposit3MonthsMaturityEURO	25,001	050,000	0.041	
Nai?matFcyTermDeposit3MonthsMaturityEURO	50,001	0250,000	0.042	
Nai?matFcyTermDeposit3MonthsMaturityEURO	250,001	0500,000	0.043	
Nai?matFcyTermDeposit3MonthsMaturityEURO	500,001	099,999,999,999,999	0.044	
Nai?matFcyTermDeposit6MonthsMonthlyEURO	1,000	025,000	0.041	
Nai?matFcyTermDeposit6MonthsMonthlyEURO	25,001	050,000	0.042	
Nai?matFcyTermDeposit6MonthsMonthlyEURO	50,001	0250,000	0.043	
Nai?matFcyTermDeposit6MonthsMonthlyEURO	250,001	0500,000	0.044	
Nai?matFcyTermDeposit6MonthsMonthlyEURO	500,001	099,999,999,999,999	0.045	
Nai?matFcyTerm Deposit6MonthMaturityEURO	1,000	025,000	0.042	
Nai?matFcyTerm Deposit6MonthMaturityEURO	25,001	050,000	0.043	
Nai?matFcyTerm Deposit6MonthMaturityEURO	50,001	0250,000	0.044	
Nai?matFcyTerm Deposit6MonthMaturityEURO	250,001	0500,000	0.045	
Nai?matFcyTerm Deposit6MonthMaturityEURO	500,001	099,999,999,999,999	0.046	
Nai?matFcyTermDeposit1YearMonthlyEURO	1,000	025,000	0.043	
Nai?matFcyTermDeposit1YearMonthlyEURO	25,001	050,000	0.044	
Nai?matFcyTermDeposit1YearMonthlyEURO	50,001	0250,000	0.045	
Nai?matFcyTermDeposit1YearMonthlyEURO	250,001	0500,000	0.046	
Nai?matFcyTermDeposit1YearMonthlyEURO	500,001	099,999,999,999,999	0.047	
Nai?matFcyTermDeposit1YearMaturityEURO	1,000	025,000	0.044	
Nai?matFcyTermDeposit1YearMaturityEURO	25,001	050,000	0.045	
Nai?matFcyTermDeposit1YearMaturityEURO	50,001	0250,000	0.046	
Nai?matFcyTermDeposit1YearMaturityEURO	250,001	0500,000	0.047	.5853
Nai?matFcyTermDeposit1YearMaturityEURO	500,001	099,999,999,999,999	0.048	
Nai?matFcyTermDeposit2YearsMonthlyEURO	1,000	025,000	0.045	
Nai?matFcyTermDeposit2YearsMonthlyEURO	25,001	050,000	0.046	
Nai?matFcyTermDeposit2YearsMonthlyEURO	50,001	0250,000	0.047	
Nai?matFcyTermDeposit2YearsMonthlyEURO	250,001	0500,000	0.048	
Nai?matFcyTermDeposit2YearsMonthlyEURO	500,001	099,999,999,999,999	0.049	
Nai?matFcyTermDeposit2YearsMaturityEURO	1,000	025,000	0.046	
Nai?matFcyTermDeposit2YearsMaturityEURO	25,001	050,000	0.047	
Nai?matFcyTermDeposit2YearsMaturityEURO	50,001	0250,000	0.048	
Nai?matFcyTermDeposit2YearsMaturityEURO	250,001	0500,000	0.049	
Nai?matFcyTermDeposit2YearsMaturityEURO	500,001	099,999,999,999,999	0.050	
Nai?matFcyTermDeposit3YearsMonthlyEURO	1,000	025,000	0.047	
Nai?matFcyTermDeposit3YearsMonthlyEURO	25,001	050,000	0.048	
Nai?matFcyTermDeposit3YearsMonthlyEURO	50,001	0250,000	0.049	
Nai?matFcyTermDeposit3YearsMonthlyEURO	250,001	0500,000	0.050	
Nai?matFcyTermDeposit3YearsMonthlyEURO	500,001	099,999,999,999,999	0.051	
Nai?matFcyTermDeposit3YearsMaturityEURO	1,000	025,000	0.048	
Nai?matFcyTermDeposit3YearsMaturityEURO	25,001	050,000	0.049	
Nai?matFcyTermDeposit3YearsMaturityEURO	50,001	0250,000	0.050	
Nai?matFcyTermDeposit3YearsMaturityEURO	250,001	0500,000	0.051	
Nai?matFcyTermDeposit3YearsMaturityEURO	500,001	099,999,999,999,999	0.052	
Nai?matFcyTermDeposit1MonthMaturityGBP	1,000	025,000	0.038	
Nai?matFcyTermDeposit1MonthMaturityGBP	25,001	050,000	0.039	

For

Cenkin



Mt. B Islamic Bank Ltd.

Profit Rate Declaration Sheet

08-APR-19 15:22:54

Dated: 31-MAR-19

General Pool

Acct. Description	From Pool	To Pool	Weightages	Profit Rate
Nai?matFcyTermDeposit1MonthMaturityGBP	50,001	0250,000	0.040	
Nai?matFcyTermDeposit1MonthMaturityGBP	250,001	0500,000	0.041	
Nai?matFcyTermDeposit1MonthMaturityGBP	500,001	099,999,999,999,999	0.042	
Nai?matFcyTermDeposit3Months MonthlyGBP	1,000	025,000	0.039	
Nai?matFcyTermDeposit3Months MonthlyGBP	25,001	050,000	0.040	
Nai?matFcyTermDeposit3Months MonthlyGBP	50,001	0250,000	0.041	
Nai?matFcyTermDeposit3Months MonthlyGBP	250,001	0500,000	0.042	
Nai?matFcyTermDeposit3Months MonthlyGBP	500,001	099,999,999,999,999	0.043	
Nai?matFcyTermDeposit3MonthsMaturityGBP	1,000	025,000	0.040	
Nai?matFcyTermDeposit3MonthsMaturityGBP	25,001	050,000	0.041	
Nai?matFcyTermDeposit3MonthsMaturityGBP	50,001	0250,000	0.042	
Nai?matFcyTermDeposit3MonthsMaturityGBP	250,001	0500,000	0.043	
Nai?matFcyTermDeposit3MonthsMaturityGBP	500,001	099,999,999,999,999	0.044	
Nai?matFcyTermDeposit6MonthsMonthlyGBP	1,000	025,000	0.041	
Nai?matFcyTermDeposit6MonthsMonthlyGBP	25,001	050,000	0.042	
Nai?matFcyTermDeposit6MonthsMonthlyGBP	50,001	0250,000	0.043	
Nai?matFcyTermDeposit6MonthsMonthlyGBP	250,001	0500,000	0.044	
Nai?matFcyTermDeposit6MonthsMonthlyGBP	500,001	099,999,999,999,999	0.045	
Nai?matFcyTerm Deposit6MonthMaturityGBP	1,000	025,000	0.042	
Nai?matFcyTerm Deposit6MonthMaturityGBP	25,001	050,000	0.043	
Nai?matFcyTerm Deposit6MonthMaturityGBP	50,001	0250,000	0.044	
Nai?matFcyTerm Deposit6MonthMaturityGBP	250,001	0500,000	0.045	
Nai?matFcyTerm Deposit6MonthMaturityGBP	500,001	099,999,999,999,999	0.046	
Nai?matFcyTermDeposit1YearMonthlyGBP	1,000	025,000	0.043	
Nai?matFcyTermDeposit1YearMonthlyGBP	25,001	050,000	0.044	
Nai?matFcyTermDeposit1YearMonthlyGBP	50,001	0250,000	0.045	
Nai?matFcyTermDeposit1YearMonthlyGBP	250,001	0500,000	0.046	
Nai?matFcyTermDeposit1YearMonthlyGBP	500,001	099,999,999,999,999	0.047	
Nai?matFcyTermDeposit1YearMaturityGBP	1,000	025,000	0.044	
Nai?matFcyTermDeposit1YearMaturityGBP	25,001	050,000	0.045	
Nai?matFcyTermDeposit1YearMaturityGBP	50,001	0250,000	0.046	
Nai?matFcyTermDeposit1YearMaturityGBP	250,001	0500,000	0.047	
Nai?matFcyTermDeposit1YearMaturityGBP	500,001	099,999,999,999,999	0.048	
Nai?matFcyTermDeposit2YearsMonthlyGBP	1,000	025,000	0.045	
Nai?matFcyTermDeposit2YearsMonthlyGBP	25,001	050,000	0.046	
Nai?matFcyTermDeposit2YearsMonthlyGBP	50,001	0250,000	0.047	
Nai?matFcyTermDeposit2YearsMonthlyGBP	250,001	0500,000	0.048	
Nai?matFcyTermDeposit2YearsMonthlyGBP	500,001	099,999,999,999,999	0.049	
Nai?matFcyTermDeposit2YearsMaturityGBP	1,000	025,000	0.046	
Nai?matFcyTermDeposit2YearsMaturityGBP	25,001	050,000	0.047	
Nai?matFcyTermDeposit2YearsMaturityGBP	50,001	0250,000	0.048	
Nai?matFcyTermDeposit2YearsMaturityGBP	250,001	0500,000	0.049	
Nai?matFcyTermDeposit2YearsMaturityGBP	500,001	099,999,999,999,999	0.050	
Nai?matFcyTermDeposit3YearsMonthlyGBP	1,000	025,000	0.047	
Nai?matFcyTermDeposit3YearsMonthlyGBP	25,001	050,000	0.048	
Nai?matFcyTermDeposit3YearsMonthlyGBP	50,001	0250,000	0.049	
Nai?matFcyTermDeposit3YearsMonthlyGBP	250,001	0500,000	0.050	
Nai?matFcyTermDeposit3YearsMonthlyGBP	500,001	099,999,999,999,999	0.051	
Nai?matFcyTermDeposit3YearsMaturityGBP	1,000	025,000	0.048	
Nai?matFcyTermDeposit3YearsMaturityGBP	25,001	050,000	0.049	

For



Profit Rate Declaration Sheet


08-APR-19 15:22:54

Dated: 31-MAR-19


General Pool

Acct. Description	From Pool	To Pool	Weightages	Profit Rate
Nai?matFcyTermDeposit3YearsMaturityGBP	50,001	0250,000	0.050	
Nai?matFcyTermDeposit3YearsMaturityGBP	250,001	0500,000	0.051	
Nai?matFcyTermDeposit3YearsMaturityGBP	500,001	099,999,999,999,999	0.052	
Total:			294.234	5.9787


PREPARED BY:



UNIT HEAD FCG - POOL MANAGEMENT

APPROVED BY:


MUMTI SYED SABIR HUSSAIN
RESIDENT SHARI'AH BOARD MEMBER

RECOMMENDED BY:


KAMRAN HAMEED - DIVISION HEAD - FCG


SYED IFTIKHAR HUSSAIN RIZVI
CHIEF FINANCIAL OFFICER