

Profit Rate Declaration Sheet

Dated: 30-JUN-20

MIB

MCB Islamic Bank Ltd.

General Pool

Acct. Description	From Pool	To Pool	Weightages	Profit Rate
MIB Imaan Saving Account	0	099,999,999,999,999	0.332	4.0395
MIB Barkat Saving Account	0	025,000	0.331	4.0274
MIB Barkat Saving Account	25,001	0100,000	0.333	4.0517
MIB Barkat Saving Account	100,001	0500,000	0.340	4.1369
MIB Barkat Saving Account	500,001	01,000,000	0.346	4.2099
MIB Barkat Saving Account	1,000,001	05,000,000	0.353	4.295
MIB Barkat Saving Account	5,000,001	010,000,000	0.360	4.3802
MIB Barkat Saving Account	10,000,001	020,000,000	0.367	4.4654
MIB Barkat Saving Account	20,000,001	030,000,000	0.374	4.5505
MIB Barkat Saving Account	30,000,001	040,000,000	0.380	4.6235
MIB Barkat Saving Account	40,000,001	050,000,000	0.388	4.7209
MIB Barkat Saving Account	50,000,001	060,000,000	0.394	4.7939
MIB Barkat Saving Account	60,000,001	070,000,000	0.401	4.8791
MIB Barkat Saving Account	70,000,001	080,000,000	0.408	4.9642
MIB Barkat Saving Account	80,000,001	090,000,000	0.415	5.0494
MIB Barkat Saving Account	90,000,001	0100,000,000	0.422	5.1346
MIB Barkat Saving Account	100,000,001	0250,000,000	0.425	5.1711
MIB Barkat Saving Account	250,000,001	0500,000,000	0.432	
MIB Barkat Saving Account	500,000,001	0750,000,000	0.439	
MIB Barkat Saving Account	750,000,001	01,000,000,000	0.445	
MIB Barkat Saving Account	1,000,000,001	099,999,999,999,999	0.452	
MIB Na'imat Plus TD 1-M Maturity	0	025,000	0.340	4.1367
MIB Na'imat Plus TD 1-M Maturity	25,001	0100,000	0.341	4.1488
MIB Na'imat Plus TD 1-M Maturity	100,001	0500,000	0.343	4.1735
MIB Na'imat Plus TD 1-M Maturity	500,001	01,000,000	0.344	4.1856
MIB Na'imat Plus TD 1-M Maturity	1,000,001	05,000,000	0.418	5.0859
MIB Na'imat Plus TD 1-M Maturity	5,000,001	010,000,000	0.463	5.6334
MIB Na'imat Plus TD 1-M Maturity	10,000,001	020,000,000	0.525	6.3878
MIB Na'imat Plus TD 1-M Maturity	20,000,001	030,000,000	0.529	6.4365
MIB Na'imat Plus TD 1-M Maturity	30,000,001	040,000,000	0.533	6.4851
MIB Na'imat Plus TD 1-M Maturity	40,000,001	050,000,000	0.540	6.5703
MIB Na'imat Plus TD 1-M Maturity	50,000,001	060,000,000	0.541	6.5825
MIB Na'imat Plus TD 1-M Maturity	60,000,001	070,000,000	0.550	6.692
MIB Na'imat Plus TD 1-M Maturity	70,000,001	080,000,000	0.558	6.7893
MIB Na'imat Plus TD 1-M Maturity	80,000,001	090,000,000	0.566	6.8866
MIB Na'imat Plus TD 1-M Maturity	90,000,001	0100,000,000	0.569	6.9231
MIB Na'imat Plus TD 1-M Maturity	100,000,001	0250,000,000	0.571	6.9475
MIB Na'imat Plus TD 1-M Maturity	250,000,001	0500,000,000	0.572	6.9597
MIB Na'imat Plus TD 1-M Maturity	500,000,001	0750,000,000	0.573	6.9718
MIB Na'imat Plus TD 1-M Maturity	750,000,001	01,000,000,000	0.574	6.984
MIB Na'imat Plus TD 1-M Maturity	1,000,000,001	099,999,999,999,999	0.576	
MIB Na'imat Plus TD 3-M Maturity	0	025,000	0.343	4.1471
MIB Na'imat Plus TD 3-M Maturity	25,001	0100,000	0.344	4.1862
MIB Na'imat Plus TD 3-M Maturity	100,001	0500,000	0.346	4.2097
MIB Na'imat Plus TD 3-M Maturity	500,001	01,000,000	0.347	4.222
MIB Na'imat Plus TD 3-M Maturity	1,000,001	05,000,000	0.422	5.1346
MIB Na'imat Plus TD 3-M Maturity	5,000,001	010,000,000	0.466	5.6699
MIB Na'imat Plus TD 3-M Maturity	10,000,001	020,000,000	0.528	6.4243
MIB Na'imat Plus TD 3-M Maturity	20,000,001	030,000,000	0.532	6.473
MIB Na'imat Plus TD 3-M Maturity	30,000,001	040,000,000	0.536	6.5216



Profit Rate Declaration Sheet

07-JUL-20 12:16:01

Dated: 30-JUN-20

MCB Islamic Bank Ltd.

General Pool

Acct. Description	From Pool	To Pool	Weightages	Profit Rate
MIB Na ₂ at Plus TD 3-M Maturity	40,000,001	050,000,000	0.542	6.5946
MIB Na ₂ at Plus TD 3-M Maturity	50,000,001	060,000,000	0.544	6.619
MIB Na ₂ at Plus TD 3-M Maturity	60,000,001	070,000,000	0.552	6.7163
MIB Na ₂ at Plus TD 3-M Maturity	70,000,001	080,000,000	0.560	6.8137
MIB Na ₂ at Plus TD 3-M Maturity	80,000,001	090,000,000	0.568	
MIB Na ₂ at Plus TD 3-M Maturity	90,000,001	0100,000,000	0.573	6.9718
MIB Na ₂ at Plus TD 3-M Maturity	100,000,001	0250,000,000	0.576	7.0083
MIB Na ₂ at Plus TD 3-M Maturity	250,000,001	0500,000,000	0.576	7.0083
MIB Na ₂ at Plus TD 3-M Maturity	500,000,001	0750,000,000	0.578	7.0327
MIB Na ₂ at Plus TD 3-M Maturity	750,000,001	01,000,000,000	0.579	
MIB Na ₂ at Plus TD 3-M Maturity	1,000,000,001	099,999,999,999,999	0.579	
MIB Na ₂ at Plus TD 3-M Monthly	0	025,000	0.341	
MIB Na ₂ at Plus TD 3-M Monthly	25,001	0100,000	0.343	
MIB Na ₂ at Plus TD 3-M Monthly	100,001	0500,000	0.344	4.1853
MIB Na ₂ at Plus TD 3-M Monthly	500,001	01,000,000	0.346	4.2097
MIB Na ₂ at Plus TD 3-M Monthly	1,000,001	05,000,000	0.419	5.0983
MIB Na ₂ at Plus TD 3-M Monthly	5,000,001	010,000,000	0.465	5.6578
MIB Na ₂ at Plus TD 3-M Monthly	10,000,001	020,000,000	0.527	6.4121
MIB Na ₂ at Plus TD 3-M Monthly	20,000,001	030,000,000	0.531	
MIB Na ₂ at Plus TD 3-M Monthly	30,000,001	040,000,000	0.535	
MIB Na ₂ at Plus TD 3-M Monthly	40,000,001	050,000,000	0.541	6.5825
MIB Na ₂ at Plus TD 3-M Monthly	50,000,001	060,000,000	0.542	
MIB Na ₂ at Plus TD 3-M Monthly	60,000,001	070,000,000	0.551	
MIB Na ₂ at Plus TD 3-M Monthly	70,000,001	080,000,000	0.559	
MIB Na ₂ at Plus TD 3-M Monthly	80,000,001	090,000,000	0.567	
MIB Na ₂ at Plus TD 3-M Monthly	90,000,001	0100,000,000	0.572	
MIB Na ₂ at Plus TD 3-M Monthly	100,000,001	0250,000,000	0.573	
MIB Na ₂ at Plus TD 3-M Monthly	250,000,001	0500,000,000	0.574	
MIB Na ₂ at Plus TD 3-M Monthly	500,000,001	0750,000,000	0.575	
MIB Na ₂ at Plus TD 3-M Monthly	750,000,001	01,000,000,000	0.576	
MIB Na ₂ at Plus TD 3-M Monthly	1,000,000,001	099,999,999,999,999	0.577	
MIB Na ₂ at Plus TD 6-M Monthly	0	025,000	0.343	
MIB Na ₂ at Plus TD 6-M Monthly	25,001	0100,000	0.344	
MIB Na ₂ at Plus TD 6-M Monthly	100,001	0500,000	0.346	
MIB Na ₂ at Plus TD 6-M Monthly	500,001	01,000,000	0.347	4.2218
MIB Na ₂ at Plus TD 6-M Monthly	1,000,001	05,000,000	0.422	5.1346
MIB Na ₂ at Plus TD 6-M Monthly	5,000,001	010,000,000	0.466	5.6699
MIB Na ₂ at Plus TD 6-M Monthly	10,000,001	020,000,000	0.528	6.4243
MIB Na ₂ at Plus TD 6-M Monthly	20,000,001	030,000,000	0.532	
MIB Na ₂ at Plus TD 6-M Monthly	30,000,001	040,000,000	0.536	
MIB Na ₂ at Plus TD 6-M Monthly	40,000,001	050,000,000	0.542	
MIB Na ₂ at Plus TD 6-M Monthly	50,000,001	060,000,000	0.544	
MIB Na ₂ at Plus TD 6-M Monthly	60,000,001	070,000,000	0.552	
MIB Na ₂ at Plus TD 6-M Monthly	70,000,001	080,000,000	0.560	
MIB Na ₂ at Plus TD 6-M Monthly	80,000,001	090,000,000	0.568	
MIB Na ₂ at Plus TD 6-M Monthly	90,000,001	0100,000,000	0.573	
MIB Na ₂ at Plus TD 6-M Monthly	100,000,001	0250,000,000	0.575	
MIB Na ₂ at Plus TD 6-M Monthly	250,000,001	0500,000,000	0.576	
MIB Na ₂ at Plus TD 6-M Monthly	500,000,001	0750,000,000	0.577	
MIB Na ₂ at Plus TD 6-M Monthly	750,000,001	01,000,000,000	0.578	



Profit Rate Declaration Sheet

07-JUL-20 12:16:01

Dated: 30-JUN-20

MCB Islamic Bank Ltd.

General Pool

Acct. Description	From Pool	To Pool	Weightages	Profit Rate
MIB Na ₂ at Plus TD 6-M Monthly	1,000,000,001	099,999,999,999,999	0.579	
MIB Na ₂ at Plus TD 6-M Maturity	0	025,000	0.344	4.1853
MIB Na ₂ at Plus TD 6-M Maturity	25,001	0100,000	0.346	4.2097
MIB Na ₂ at Plus TD 6-M Maturity	100,001	0500,000	0.347	4.2218
MIB Na ₂ at Plus TD 6-M Maturity	500,001	01,000,000	0.348	4.234
MIB Na ₂ at Plus TD 6-M Maturity	1,000,001	05,000,000	0.422	5.1346
MIB Na ₂ at Plus TD 6-M Maturity	5,000,001	010,000,000	0.471	5.7307
MIB Na ₂ at Plus TD 6-M Maturity	10,000,001	020,000,000	0.533	6.4852
MIB Na ₂ at Plus TD 6-M Maturity	20,000,001	030,000,000	0.537	
MIB Na ₂ at Plus TD 6-M Maturity	30,000,001	040,000,000	0.541	
MIB Na ₂ at Plus TD 6-M Maturity	40,000,001	050,000,000	0.548	
MIB Na ₂ at Plus TD 6-M Maturity	50,000,001	060,000,000	0.549	6.6798
MIB Na ₂ at Plus TD 6-M Maturity	60,000,001	070,000,000	0.558	
MIB Na ₂ at Plus TD 6-M Maturity	70,000,001	080,000,000	0.566	6.8867
MIB Na ₂ at Plus TD 6-M Maturity	80,000,001	090,000,000	0.574	
MIB Na ₂ at Plus TD 6-M Maturity	90,000,001	0100,000,000	0.580	
MIB Na ₂ at Plus TD 6-M Maturity	100,000,001	0250,000,000	0.579	7.0448
MIB Na ₂ at Plus TD 6-M Maturity	250,000,001	0500,000,000	0.580	7.057
MIB Na ₂ at Plus TD 6-M Maturity	500,000,001	0750,000,000	0.581	
MIB Na ₂ at Plus TD 6-M Maturity	750,000,001	01,000,000,000	0.582	7.0813
MIB Na ₂ at Plus TD 6-M Maturity	1,000,000,001	099,999,999,999,999	0.583	
MIB Na ₂ at Plus TD 1-Y Monthly	0	025,000	0.344	
MIB Na ₂ at Plus TD 1-Y Monthly	25,001	0100,000	0.346	4.2097
MIB Na ₂ at Plus TD 1-Y Monthly	100,001	0500,000	0.347	4.222
MIB Na ₂ at Plus TD 1-Y Monthly	500,001	01,000,000	0.348	4.2342
MIB Na ₂ at Plus TD 1-Y Monthly	1,000,001	05,000,000	0.422	5.1346
MIB Na ₂ at Plus TD 1-Y Monthly	5,000,001	010,000,000	0.484	5.8889
MIB Na ₂ at Plus TD 1-Y Monthly	10,000,001	020,000,000	0.485	5.9011
MIB Na ₂ at Plus TD 1-Y Monthly	20,000,001	030,000,000	0.487	5.9254
MIB Na ₂ at Plus TD 1-Y Monthly	30,000,001	040,000,000	0.488	5.9376
MIB Na ₂ at Plus TD 1-Y Monthly	40,000,001	050,000,000	0.489	
MIB Na ₂ at Plus TD 1-Y Monthly	50,000,001	060,000,000	0.525	6.3878
MIB Na ₂ at Plus TD 1-Y Monthly	60,000,001	070,000,000	0.558	
MIB Na ₂ at Plus TD 1-Y Monthly	70,000,001	080,000,000	0.566	
MIB Na ₂ at Plus TD 1-Y Monthly	80,000,001	090,000,000	0.574	
MIB Na ₂ at Plus TD 1-Y Monthly	90,000,001	0100,000,000	0.580	
MIB Na ₂ at Plus TD 1-Y Monthly	100,000,001	0250,000,000	0.579	7.0448
MIB Na ₂ at Plus TD 1-Y Monthly	250,000,001	0500,000,000	0.580	7.057
MIB Na ₂ at Plus TD 1-Y Monthly	500,000,001	0750,000,000	0.581	
MIB Na ₂ at Plus TD 1-Y Monthly	750,000,001	01,000,000,000	0.581	
MIB Na ₂ at Plus TD 1-Y Monthly	1,000,000,001	099,999,999,999,999	0.582	
MIB Na ₂ at Plus TD 1-Y Quarterly	0	025,000	0.347	4.1975
MIB Na ₂ at Plus TD 1-Y Quarterly	25,001	0100,000	0.348	4.2298
MIB Na ₂ at Plus TD 1-Y Quarterly	100,001	0500,000	0.350	4.2582
MIB Na ₂ at Plus TD 1-Y Quarterly	500,001	01,000,000	0.351	4.2705
MIB Na ₂ at Plus TD 1-Y Quarterly	1,000,001	05,000,000	0.425	5.171
MIB Na ₂ at Plus TD 1-Y Quarterly	5,000,001	010,000,000	0.487	5.9254
MIB Na ₂ at Plus TD 1-Y Quarterly	10,000,001	020,000,000	0.488	
MIB Na ₂ at Plus TD 1-Y Quarterly	20,000,001	030,000,000	0.489	5.9498
MIB Na ₂ at Plus TD 1-Y Quarterly	30,000,001	040,000,000	0.491	



Profit Rate Declaration Sheet

07-JUL-20 12:16:01

Dated: 30-JUN-20

MCB Islamic Bank Ltd.

General Pool

Acct. Description	From Pool	To Pool	Weightages	Profit Rate
MIB Na ₂ at Plus TD 1-Y Quarterly	40,000,001	050,000,000	0.492	
MIB Na ₂ at Plus TD 1-Y Quarterly	50,000,001	060,000,000	0.528	
MIB Na ₂ at Plus TD 1-Y Quarterly	60,000,001	070,000,000	0.560	
MIB Na ₂ at Plus TD 1-Y Quarterly	70,000,001	080,000,000	0.568	
MIB Na ₂ at Plus TD 1-Y Quarterly	80,000,001	090,000,000	0.577	
MIB Na ₂ at Plus TD 1-Y Quarterly	90,000,001	0100,000,000	0.582	
MIB Na ₂ at Plus TD 1-Y Quarterly	100,000,001	0250,000,000	0.579	
MIB Na ₂ at Plus TD 1-Y Quarterly	250,000,001	0500,000,000	0.580	
MIB Na ₂ at Plus TD 1-Y Quarterly	500,000,001	0750,000,000	0.581	
MIB Na ₂ at Plus TD 1-Y Quarterly	750,000,001	01,000,000,000	0.582	
MIB Na ₂ at Plus TD 1-Y Quarterly	1,000,000,001	099,999,999,999,999	0.583	
MIB Na ₂ at Plus TD 1-Y Maturity	0	025,000	0.347	4.2272
MIB Na ₂ at Plus TD 1-Y Maturity	25,001	0100,000	0.348	4.234
MIB Na ₂ at Plus TD 1-Y Maturity	100,001	0500,000	0.350	4.2585
MIB Na ₂ at Plus TD 1-Y Maturity	500,001	01,000,000	0.351	4.2707
MIB Na ₂ at Plus TD 1-Y Maturity	1,000,001	05,000,000	0.425	5.1711
MIB Na ₂ at Plus TD 1-Y Maturity	5,000,001	010,000,000	0.496	6.0349
MIB Na ₂ at Plus TD 1-Y Maturity	10,000,001	020,000,000	0.544	6.619
MIB Na ₂ at Plus TD 1-Y Maturity	20,000,001	030,000,000	0.548	6.6676
MIB Na ₂ at Plus TD 1-Y Maturity	30,000,001	040,000,000	0.552	6.7163
MIB Na ₂ at Plus TD 1-Y Maturity	40,000,001	050,000,000	0.558	6.7893
MIB Na ₂ at Plus TD 1-Y Maturity	50,000,001	060,000,000	0.560	6.8136
MIB Na ₂ at Plus TD 1-Y Maturity	60,000,001	070,000,000	0.568	6.911
MIB Na ₂ at Plus TD 1-Y Maturity	70,000,001	080,000,000	0.576	
MIB Na ₂ at Plus TD 1-Y Maturity	80,000,001	090,000,000	0.585	
MIB Na ₂ at Plus TD 1-Y Maturity	90,000,001	0100,000,000	0.590	7.1787
MIB Na ₂ at Plus TD 1-Y Maturity	100,000,001	0250,000,000	0.587	7.1422
MIB Na ₂ at Plus TD 1-Y Maturity	250,000,001	0500,000,000	0.588	7.1543
MIB Na ₂ at Plus TD 1-Y Maturity	500,000,001	0750,000,000	0.589	7.1665
MIB Na ₂ at Plus TD 1-Y Maturity	750,000,001	01,000,000,000	0.590	
MIB Na ₂ at Plus TD 1-Y Maturity	1,000,000,001	099,999,999,999,999	0.592	7.203
MIB Na ₂ at Plus TD 2-Y Monthly	0	025,000	0.347	
MIB Na ₂ at Plus TD 2-Y Monthly	25,001	0100,000	0.348	4.2332
MIB Na ₂ at Plus TD 2-Y Monthly	100,001	0500,000	0.350	4.2583
MIB Na ₂ at Plus TD 2-Y Monthly	500,001	01,000,000	0.351	4.2705
MIB Na ₂ at Plus TD 2-Y Monthly	1,000,001	05,000,000	0.425	
MIB Na ₂ at Plus TD 2-Y Monthly	5,000,001	010,000,000	0.495	
MIB Na ₂ at Plus TD 2-Y Monthly	10,000,001	020,000,000	0.496	
MIB Na ₂ at Plus TD 2-Y Monthly	20,000,001	030,000,000	0.498	
MIB Na ₂ at Plus TD 2-Y Monthly	30,000,001	040,000,000	0.499	
MIB Na ₂ at Plus TD 2-Y Monthly	40,000,001	050,000,000	0.500	
MIB Na ₂ at Plus TD 2-Y Monthly	50,000,001	060,000,000	0.536	
MIB Na ₂ at Plus TD 2-Y Monthly	60,000,001	070,000,000	0.568	
MIB Na ₂ at Plus TD 2-Y Monthly	70,000,001	080,000,000	0.576	
MIB Na ₂ at Plus TD 2-Y Monthly	80,000,001	090,000,000	0.585	
MIB Na ₂ at Plus TD 2-Y Monthly	90,000,001	0100,000,000	0.590	
MIB Na ₂ at Plus TD 2-Y Monthly	100,000,001	0250,000,000	0.588	
MIB Na ₂ at Plus TD 2-Y Monthly	250,000,001	0500,000,000	0.589	
MIB Na ₂ at Plus TD 2-Y Monthly	500,000,001	0750,000,000	0.590	
MIB Na ₂ at Plus TD 2-Y Monthly	750,000,001	01,000,000,000	0.591	



Profit Rate Declaration Sheet

07-JUL-20 12:16:01

Dated: 30-JUN-20

MCB Islamic Bank Ltd.

General Pool

Acct. Description	From Pool	To Pool	Weightages	Profit Rate
MIB Na ₂ at Plus TD 2-Y Monthly	1,000,000,001	099,999,999,999,999	0.592	
MIB Na ₂ at Plus TD 2-Y Quarterly	0	025,000	0.350	
MIB Na ₂ at Plus TD 2-Y Quarterly	25,001	0100,000	0.351	4.2705
MIB Na ₂ at Plus TD 2-Y Quarterly	100,001	0500,000	0.352	4.2827
MIB Na ₂ at Plus TD 2-Y Quarterly	500,001	01,000,000	0.354	4.3075
MIB Na ₂ at Plus TD 2-Y Quarterly	1,000,001	05,000,000	0.427	
MIB Na ₂ at Plus TD 2-Y Quarterly	5,000,001	010,000,000	0.498	
MIB Na ₂ at Plus TD 2-Y Quarterly	10,000,001	020,000,000	0.499	
MIB Na ₂ at Plus TD 2-Y Quarterly	20,000,001	030,000,000	0.500	
MIB Na ₂ at Plus TD 2-Y Quarterly	30,000,001	040,000,000	0.501	
MIB Na ₂ at Plus TD 2-Y Quarterly	40,000,001	050,000,000	0.503	
MIB Na ₂ at Plus TD 2-Y Quarterly	50,000,001	060,000,000	0.540	
MIB Na ₂ at Plus TD 2-Y Quarterly	60,000,001	070,000,000	0.571	
MIB Na ₂ at Plus TD 2-Y Quarterly	70,000,001	080,000,000	0.579	
MIB Na ₂ at Plus TD 2-Y Quarterly	80,000,001	090,000,000	0.588	
MIB Na ₂ at Plus TD 2-Y Quarterly	90,000,001	0100,000,000	0.592	
MIB Na ₂ at Plus TD 2-Y Quarterly	100,000,001	0250,000,000	0.588	
MIB Na ₂ at Plus TD 2-Y Quarterly	250,000,001	0500,000,000	0.589	
MIB Na ₂ at Plus TD 2-Y Quarterly	500,000,001	0750,000,000	0.590	
MIB Na ₂ at Plus TD 2-Y Quarterly	750,000,001	01,000,000,000	0.591	
MIB Na ₂ at Plus TD 2-Y Quarterly	1,000,000,001	099,999,999,999,999	0.592	
MIB Na ₂ at Plus TD 2-Y Maturity	0	025,000	0.348	4.234
MIB Na ₂ at Plus TD 2-Y Maturity	25,001	0100,000	0.350	4.2588
MIB Na ₂ at Plus TD 2-Y Maturity	100,001	0500,000	0.351	4.2704
MIB Na ₂ at Plus TD 2-Y Maturity	500,001	01,000,000	0.352	4.2827
MIB Na ₂ at Plus TD 2-Y Maturity	1,000,001	05,000,000	0.426	5.1832
MIB Na ₂ at Plus TD 2-Y Maturity	5,000,001	010,000,000	0.498	
MIB Na ₂ at Plus TD 2-Y Maturity	10,000,001	020,000,000	0.545	
MIB Na ₂ at Plus TD 2-Y Maturity	20,000,001	030,000,000	0.549	
MIB Na ₂ at Plus TD 2-Y Maturity	30,000,001	040,000,000	0.554	
MIB Na ₂ at Plus TD 2-Y Maturity	40,000,001	050,000,000	0.560	
MIB Na ₂ at Plus TD 2-Y Maturity	50,000,001	060,000,000	0.562	
MIB Na ₂ at Plus TD 2-Y Maturity	60,000,001	070,000,000	0.570	
MIB Na ₂ at Plus TD 2-Y Maturity	70,000,001	080,000,000	0.578	
MIB Na ₂ at Plus TD 2-Y Maturity	80,000,001	090,000,000	0.588	
MIB Na ₂ at Plus TD 2-Y Maturity	90,000,001	0100,000,000	0.592	
MIB Na ₂ at Plus TD 2-Y Maturity	100,000,001	0250,000,000	0.588	
MIB Na ₂ at Plus TD 2-Y Maturity	250,000,001	0500,000,000	0.589	
MIB Na ₂ at Plus TD 2-Y Maturity	500,000,001	0750,000,000	0.590	
MIB Na ₂ at Plus TD 2-Y Maturity	750,000,001	01,000,000,000	0.591	
MIB Na ₂ at Plus TD 2-Y Maturity	1,000,000,001	099,999,999,999,999	0.592	
MIB Na ₂ at Plus TD 3-Y Monthly	0	025,000	0.346	
MIB Na ₂ at Plus TD 3-Y Monthly	25,001	0100,000	0.347	
MIB Na ₂ at Plus TD 3-Y Monthly	100,001	0500,000	0.348	4.234
MIB Na ₂ at Plus TD 3-Y Monthly	500,001	01,000,000	0.350	4.2583
MIB Na ₂ at Plus TD 3-Y Monthly	1,000,001	05,000,000	0.423	5.1468
MIB Na ₂ at Plus TD 3-Y Monthly	5,000,001	010,000,000	0.493	
MIB Na ₂ at Plus TD 3-Y Monthly	10,000,001	020,000,000	0.495	6.0228
MIB Na ₂ at Plus TD 3-Y Monthly	20,000,001	030,000,000	0.496	
MIB Na ₂ at Plus TD 3-Y Monthly	30,000,001	040,000,000	0.498	



Profit Rate Declaration Sheet

07-JUL-20 12:16:01

Dated: 30-JUN-20

MCB Islamic Bank Ltd.

General Pool

Acct. Description	From Pool	To Pool	Weightages	Profit Rate
MIB Na ₂ at Plus TD 3-Y Monthly	40,000,001	050,000,000	0.499	
MIB Na ₂ at Plus TD 3-Y Monthly	50,000,001	060,000,000	0.534	
MIB Na ₂ at Plus TD 3-Y Monthly	60,000,001	070,000,000	0.567	
MIB Na ₂ at Plus TD 3-Y Monthly	70,000,001	080,000,000	0.575	
MIB Na ₂ at Plus TD 3-Y Monthly	80,000,001	090,000,000	0.585	
MIB Na ₂ at Plus TD 3-Y Monthly	90,000,001	0100,000,000	0.590	
MIB Na ₂ at Plus TD 3-Y Monthly	100,000,001	0250,000,000	0.588	
MIB Na ₂ at Plus TD 3-Y Monthly	250,000,001	0500,000,000	0.589	
MIB Na ₂ at Plus TD 3-Y Monthly	500,000,001	0750,000,000	0.590	
MIB Na ₂ at Plus TD 3-Y Monthly	750,000,001	01,000,000,000	0.591	
MIB Na ₂ at Plus TD 3-Y Monthly	1,000,000,001	099,999,999,999,999	0.592	
MIB Na ₂ at Plus TD 3-Y Quarterly	0	025,000	0.348	
MIB Na ₂ at Plus TD 3-Y Quarterly	25,001	0100,000	0.350	
MIB Na ₂ at Plus TD 3-Y Quarterly	100,001	0500,000	0.351	4.2705
MIB Na ₂ at Plus TD 3-Y Quarterly	500,001	01,000,000	0.352	4.2827
MIB Na ₂ at Plus TD 3-Y Quarterly	1,000,001	05,000,000	0.426	
MIB Na ₂ at Plus TD 3-Y Quarterly	5,000,001	010,000,000	0.496	6.0349
MIB Na ₂ at Plus TD 3-Y Quarterly	10,000,001	020,000,000	0.498	
MIB Na ₂ at Plus TD 3-Y Quarterly	20,000,001	030,000,000	0.499	
MIB Na ₂ at Plus TD 3-Y Quarterly	30,000,001	040,000,000	0.500	
MIB Na ₂ at Plus TD 3-Y Quarterly	40,000,001	050,000,000	0.501	
MIB Na ₂ at Plus TD 3-Y Quarterly	50,000,001	060,000,000	0.537	
MIB Na ₂ at Plus TD 3-Y Quarterly	60,000,001	070,000,000	0.570	
MIB Na ₂ at Plus TD 3-Y Quarterly	70,000,001	080,000,000	0.578	
MIB Na ₂ at Plus TD 3-Y Quarterly	80,000,001	090,000,000	0.586	
MIB Na ₂ at Plus TD 3-Y Quarterly	90,000,001	0100,000,000	0.592	
MIB Na ₂ at Plus TD 3-Y Quarterly	100,000,001	0250,000,000	0.588	
MIB Na ₂ at Plus TD 3-Y Quarterly	250,000,001	0500,000,000	0.589	
MIB Na ₂ at Plus TD 3-Y Quarterly	500,000,001	0750,000,000	0.590	
MIB Na ₂ at Plus TD 3-Y Quarterly	750,000,001	01,000,000,000	0.591	
MIB Na ₂ at Plus TD 3-Y Quarterly	1,000,000,001	099,999,999,999,999	0.592	
MIB Na'mat Plus TD 3-Y Maturity	0	025,000	0.347	
MIB Na'mat Plus TD 3-Y Maturity	25,001	0100,000	0.348	
MIB Na'mat Plus TD 3-Y Maturity	100,001	0500,000	0.350	
MIB Na'mat Plus TD 3-Y Maturity	500,001	01,000,000	0.351	4.2705
MIB Na'mat Plus TD 3-Y Maturity	1,000,001	05,000,000	0.425	
MIB Na'mat Plus TD 3-Y Maturity	5,000,001	010,000,000	0.496	
MIB Na'mat Plus TD 3-Y Maturity	10,000,001	020,000,000	0.544	
MIB Na'mat Plus TD 3-Y Maturity	20,000,001	030,000,000	0.548	
MIB Na'mat Plus TD 3-Y Maturity	30,000,001	040,000,000	0.552	
MIB Na'mat Plus TD 3-Y Maturity	40,000,001	050,000,000	0.560	
MIB Na'mat Plus TD 3-Y Maturity	50,000,001	060,000,000	0.560	
MIB Na'mat Plus TD 3-Y Maturity	60,000,001	070,000,000	0.568	
MIB Na'mat Plus TD 3-Y Maturity	70,000,001	080,000,000	0.576	
MIB Na'mat Plus TD 3-Y Maturity	80,000,001	090,000,000	0.585	
MIB Na'mat Plus TD 3-Y Maturity	90,000,001	0100,000,000	0.592	
MIB Na'mat Plus TD 3-Y Maturity	100,000,001	0250,000,000	0.588	
MIB Na'mat Plus TD 3-Y Maturity	250,000,001	0500,000,000	0.589	
MIB Na'mat Plus TD 3-Y Maturity	500,000,001	0750,000,000	0.590	
MIB Na'mat Plus TD 3-Y Maturity	750,000,001	01,000,000,000	0.591	



Profit Rate Declaration Sheet

07-JUL-20 12:16:01

Dated: 30-JUN-20

MCB Islamic Bank Ltd.

General Pool

Acct. Description	From Pool	To Pool	Weightages	Profit Rate
MIB Na'mat Plus TD 3-Y Maturity	1,000,000,001	099,999,999,999,999	0.592	
MIB Na'at Plus TD 5-Y Monthly	0	025,000	0.347	
MIB Na'at Plus TD 5-Y Monthly	25,001	0100,000	0.348	4.234
MIB Na'at Plus TD 5-Y Monthly	100,001	0500,000	0.350	4.2583
MIB Na'at Plus TD 5-Y Monthly	500,001	01,000,000	0.351	4.2705
MIB Na'at Plus TD 5-Y Monthly	1,000,001	05,000,000	0.425	5.171
MIB Na'at Plus TD 5-Y Monthly	5,000,001	010,000,000	0.495	
MIB Na'at Plus TD 5-Y Monthly	10,000,001	020,000,000	0.496	
MIB Na'at Plus TD 5-Y Monthly	20,000,001	030,000,000	0.498	
MIB Na'at Plus TD 5-Y Monthly	30,000,001	040,000,000	0.499	
MIB Na'at Plus TD 5-Y Monthly	40,000,001	050,000,000	0.500	
MIB Na'at Plus TD 5-Y Monthly	50,000,001	060,000,000	0.536	
MIB Na'at Plus TD 5-Y Monthly	60,000,001	070,000,000	0.568	
MIB Na'at Plus TD 5-Y Monthly	70,000,001	080,000,000	0.576	
MIB Na'at Plus TD 5-Y Monthly	80,000,001	090,000,000	0.585	
MIB Na'at Plus TD 5-Y Monthly	90,000,001	0100,000,000	0.590	
MIB Na'at Plus TD 5-Y Monthly	100,000,001	0250,000,000	0.588	
MIB Na'at Plus TD 5-Y Monthly	250,000,001	0500,000,000	0.589	
MIB Na'at Plus TD 5-Y Monthly	500,000,001	0750,000,000	0.590	
MIB Na'at Plus TD 5-Y Monthly	750,000,001	01,000,000,000	0.591	
MIB Na'at Plus TD 5-Y Monthly	1,000,000,001	099,999,999,999,999	0.592	
MIB Na'mat Plus TD 5-Y Quarterly	0	025,000	0.351	
MIB Na'mat Plus TD 5-Y Quarterly	25,001	0100,000	0.352	
MIB Na'mat Plus TD 5-Y Quarterly	100,001	0500,000	0.354	
MIB Na'mat Plus TD 5-Y Quarterly	500,001	01,000,000	0.355	
MIB Na'mat Plus TD 5-Y Quarterly	1,000,001	05,000,000	0.429	
MIB Na'mat Plus TD 5-Y Quarterly	5,000,001	010,000,000	0.499	
MIB Na'mat Plus TD 5-Y Quarterly	10,000,001	020,000,000	0.500	
MIB Na'mat Plus TD 5-Y Quarterly	20,000,001	030,000,000	0.501	
MIB Na'mat Plus TD 5-Y Quarterly	30,000,001	040,000,000	0.503	
MIB Na'mat Plus TD 5-Y Quarterly	40,000,001	050,000,000	0.505	
MIB Na'mat Plus TD 5-Y Quarterly	50,000,001	060,000,000	0.540	
MIB Na'mat Plus TD 5-Y Quarterly	60,000,001	070,000,000	0.572	
MIB Na'mat Plus TD 5-Y Quarterly	70,000,001	080,000,000	0.580	
MIB Na'mat Plus TD 5-Y Quarterly	80,000,001	090,000,000	0.589	
MIB Na'mat Plus TD 5-Y Quarterly	90,000,001	0100,000,000	0.592	
MIB Na'mat Plus TD 5-Y Quarterly	100,000,001	0250,000,000	0.588	
MIB Na'mat Plus TD 5-Y Quarterly	250,000,001	0500,000,000	0.589	
MIB Na'mat Plus TD 5-Y Quarterly	500,000,001	0750,000,000	0.590	
MIB Na'mat Plus TD 5-Y Quarterly	750,000,001	01,000,000,000	0.591	
MIB Na'mat Plus TD 5-Y Quarterly	1,000,000,001	099,999,999,999,999	0.592	
MIB Na'at Plus TD 5-Y Maturity	0	025,000	0.348	
MIB Na'at Plus TD 5-Y Maturity	25,001	0100,000	0.350	
MIB Na'at Plus TD 5-Y Maturity	100,001	0500,000	0.351	4.2705
MIB Na'at Plus TD 5-Y Maturity	500,001	01,000,000	0.352	4.2827
MIB Na'at Plus TD 5-Y Maturity	1,000,001	05,000,000	0.426	
MIB Na'at Plus TD 5-Y Maturity	5,000,001	010,000,000	0.498	
MIB Na'at Plus TD 5-Y Maturity	10,000,001	020,000,000	0.545	
MIB Na'at Plus TD 5-Y Maturity	20,000,001	030,000,000	0.549	
MIB Na'at Plus TD 5-Y Maturity	30,000,001	040,000,000	0.554	



Profit Rate Declaration Sheet

07-JUL-20 12:16:01

Dated: 30-JUN-20

MCB Islamic Bank Ltd.

General Pool

Acct. Description	From Pool	To Pool	Weightages	Profit Rate
MIB Na ₂ at Plus TD 5-Y Maturity	40,000,001	050,000,000	0.566	
MIB Na ₂ at Plus TD 5-Y Maturity	50,000,001	060,000,000	0.562	
MIB Na ₂ at Plus TD 5-Y Maturity	60,000,001	070,000,000	0.570	
MIB Na ₂ at Plus TD 5-Y Maturity	70,000,001	080,000,000	0.578	
MIB Na ₂ at Plus TD 5-Y Maturity	80,000,001	090,000,000	0.588	
MIB Na ₂ at Plus TD 5-Y Maturity	90,000,001	0100,000,000	0.592	
MIB Na ₂ at Plus TD 5-Y Maturity	100,000,001	0250,000,000	0.588	
MIB Na ₂ at Plus TD 5-Y Maturity	250,000,001	0500,000,000	0.589	
MIB Na ₂ at Plus TD 5-Y Maturity	500,000,001	0750,000,000	0.590	
MIB Na ₂ at Plus TD 5-Y Maturity	750,000,001	01,000,000,000	0.591	
MIB Na ₂ at Plus TD 5-Y Maturity	1,000,000,001	099,999,999,999,999	0.592	
MIB Aasoodgi Term Deposit	0	025,000	0.581	
MIB Aasoodgi Term Deposit	25,001	0100,000	0.581	7.069
MIB Aasoodgi Term Deposit	100,001	0500,000	0.581	7.069
MIB Aasoodgi Term Deposit	500,001	01,000,000	0.581	7.0691
MIB Aasoodgi Term Deposit	1,000,001	05,000,000	0.581	7.0692
MIB Aasoodgi Term Deposit	5,000,001	010,000,000	0.581	
MIB Aasoodgi Term Deposit	10,000,001	020,000,000	0.581	
MIB Aasoodgi Term Deposit	20,000,001	030,000,000	0.581	
MIB Aasoodgi Term Deposit	30,000,001	040,000,000	0.581	
MIB Aasoodgi Term Deposit	40,000,001	050,000,000	0.581	
MIB Aasoodgi Term Deposit	50,000,001	060,000,000	0.581	
MIB Aasoodgi Term Deposit	60,000,001	070,000,000	0.581	
MIB Aasoodgi Term Deposit	70,000,001	080,000,000	0.581	
MIB Aasoodgi Term Deposit	80,000,001	090,000,000	0.581	
MIB Aasoodgi Term Deposit	90,000,001	0100,000,000	0.581	
MIB Aasoodgi Term Deposit	100,000,001	0250,000,000	0.581	
MIB Aasoodgi Term Deposit	250,000,001	0500,000,000	0.581	
MIB Aasoodgi Term Deposit	500,000,001	0750,000,000	0.581	
MIB Aasoodgi Term Deposit	750,000,001	01,000,000,000	0.581	
MIB Aasoodgi Term Deposit	1,000,000,001	099,999,999,999,999	0.581	
MIB Na ₂ at Plus TD 2-M Maturity	0	025,000	0.341	
MIB Na ₂ at Plus TD 2-M Maturity	25,001	0100,000	0.343	
MIB Na ₂ at Plus TD 2-M Maturity	100,001	0500,000	0.344	
MIB Na ₂ at Plus TD 2-M Maturity	500,001	01,000,000	0.346	4.2097
MIB Na ₂ at Plus TD 2-M Maturity	1,000,001	05,000,000	0.419	
MIB Na ₂ at Plus TD 2-M Maturity	5,000,001	010,000,000	0.465	
MIB Na ₂ at Plus TD 2-M Maturity	10,000,001	020,000,000	0.527	
MIB Na ₂ at Plus TD 2-M Maturity	20,000,001	030,000,000	0.531	
MIB Na ₂ at Plus TD 2-M Maturity	30,000,001	040,000,000	0.535	
MIB Na ₂ at Plus TD 2-M Maturity	40,000,001	050,000,000	0.541	
MIB Na ₂ at Plus TD 2-M Maturity	50,000,001	060,000,000	0.542	
MIB Na ₂ at Plus TD 2-M Maturity	60,000,001	070,000,000	0.551	
MIB Na ₂ at Plus TD 2-M Maturity	70,000,001	080,000,000	0.559	
MIB Na ₂ at Plus TD 2-M Maturity	80,000,001	090,000,000	0.567	
MIB Na ₂ at Plus TD 2-M Maturity	90,000,001	0100,000,000	0.572	
MIB Na ₂ at Plus TD 2-M Maturity	100,000,001	0250,000,000	0.573	
MIB Na ₂ at Plus TD 2-M Maturity	250,000,001	0500,000,000	0.573	
MIB Na ₂ at Plus TD 2-M Maturity	500,000,001	0750,000,000	0.575	
MIB Na ₂ at Plus TD 2-M Maturity	750,000,001	01,000,000,000	0.576	



Profit Rate Declaration Sheet

07-JUL-20 12:16:01

Dated: 30-JUN-20

MCB Islamic Bank Ltd.

General Pool

Acct. Description	From Pool	To Pool	Weightages	Profit Rate
MIB Na'at Plus TD 2-M Maturity	1,000,000,001	099,999,999,999,999	0.577	
CHARITY FUNDS ACCOUNT	0	099,999,999,999,999	0.332	
MODARABA PLACEMENT 6 MONTH (GP)	0	099,999,999,999,999	0.000	
MIB Imaan Foreign Currency Saving Accou	0	099,999,999,999,999	0.047	.5719
MIB Imaan Foreign Currency Saving Accou	0	099,999,999,999,999	0.023	.2798
MIB Imaan Foreign Currency Saving Accou	0	099,999,999,999,999	0.056	.6814
MIB Asaan Saving Account	0	099,999,999,999,999	0.332	4.0395
MIB Barkat Saving Plus Account	0	0100,000	0.376	4.5749
MIB Barkat Saving Plus Account	100,001	0500,000	0.376	4.5749
MIB Barkat Saving Plus Account	500,001	01,000,000	0.376	4.5749
MIB Barkat Saving Plus Account	1,000,001	05,000,000	0.376	4.5749
MIB Barkat Saving Plus Account	5,000,001	010,000,000	0.376	4.5749
MIB Barkat Saving Plus Account	10,000,001	025,000,000	0.376	4.5749
MIB Barkat Saving Plus Account	25,000,001	050,000,000	0.376	4.5749
MIB Barkat Saving Plus Account	50,000,001	0100,000,000	0.376	
MIB Barkat Saving Plus Account	100,000,001	0200,000,000	0.376	4.5749
MIB Barkat Saving Plus Account	200,000,001	0300,000,000	0.376	
MIB Barkat Saving Plus Account	300,000,001	0500,000,000	0.376	
MIB Barkat Saving Plus Account	500,000,001	01,000,000,000	0.376	4.5749
MIB Barkat Saving Plus Account	1,000,000,001	02,000,000,000	0.376	
MIB Barkat Saving Plus Account	2,000,000,001	099,999,999,999,999	0.376	
MIB Barkat Saving Premium Account	0	01,000,000	0.411	5.0007
MIB Barkat Saving Premium Account	1,000,001	05,000,000	0.430	5.2319
MIB Barkat Saving Premium Account	5,000,001	010,000,000	0.469	5.7064
MIB Barkat Saving Premium Account	10,000,001	050,000,000	0.488	5.9376
MIB Barkat Saving Premium Account	50,000,001	0100,000,000	0.517	6.2905
MIB Barkat Saving Premium Account	100,000,001	0250,000,000	0.539	6.5581
MIB Barkat Saving Premium Account	250,000,001	0500,000,000	0.540	6.5703
MIB Barkat Saving Premium Account	500,000,001	01,000,000,000	0.576	7.0083
MIB Barkat Saving Premium Account	1,000,000,001	099,999,999,999,999	0.580	7.057
MIB Barkat Super Saving Account	0	0200,000,000	0.425	5.1711
MIB Barkat Super Saving Account	200,000,001	0500,000,000	0.545	6.6311
MIB Barkat Super Saving Account	500,000,001	0750,000,000	0.563	6.8502
MIB Barkat Super Saving Account	750,000,001	01,000,000,000	0.564	6.8623
MIB Barkat Super Saving Account	1,000,000,001	02,000,000,000	0.571	
MIB Barkat Super Saving Account	2,000,000,001	03,000,000,000	0.577	7.0205
MIB Barkat Super Saving Account	3,000,000,001	099,999,999,999,999	0.584	7.1057
MIB Na'mat TD 1-M Maturity	0	099,999,999,999,999	0.340	
MIB Na'mat TD 3-M Maturity	0	099,999,999,999,999	0.347	
MIB Na'at TD 6-M Maturity	0	099,999,999,999,999	0.354	
MIB Na'mat TD 1-Y Maturity	0	099,999,999,999,999	0.422	
MIB Na'mat TD 2-Y Maturity	0	099,999,999,999,999	0.428	
MIB Na'mat TD 3-Y Maturity	0	099,999,999,999,999	0.433	
MIB Na'mat TD 5-Y Maturity	0	099,999,999,999,999	0.439	
MIB Na'mat TD 1-Y Monthly	0	099,999,999,999,999	0.358	
MIB Na'mat TD 2-Y Monthly	0	099,999,999,999,999	0.359	
MIB Na'mat TD 3-Y Monthly	0	099,999,999,999,999	0.360	
MIB Na'mat TD 5-Y Monthly	0	099,999,999,999,999	0.362	
MIB Na'mat TD 1-Y Quarterly	0	099,999,999,999,999	0.364	
MIB Na'mat TD 2-Y Quarterly	0	099,999,999,999,999	0.366	



Profit Rate Declaration Sheet

07-JUL-20 12:16:01

Dated: 30-JUN-20

MCB Islamic Bank Ltd.

General Pool

Acct. Description	From Pool	To Pool	Weightages	Profit Rate
MIB Na'mat TD 3-Y Quarterly	0	099,999,999,999,999	0.368	
MIB Na'mat TD 5-Y Quarterly	0	099,999,999,999,999	0.369	
MIB FI TD 1-M Maturity	0	099,999,999,999,999	0.376	
ADVANCE SECURITY RECEIPT - CAR IJARAH	0	099,999,999,999,999	0.004	.0487
ADVANCE SECURITY RECEIPT - EQUIPMENT IJA	0	099,999,999,999,999	0.004	.0487
ADVANCE SECURITY RECEIPT - LC UNDER MURA	0	099,999,999,999,999	0.004	.0488
ADVANCE SECURITY RECEIPT - BANK GUARANTE	0	099,999,999,999,999	0.004	.0487
ADVANCE SECURITY RECEIPT - DM OTHER	0	099,999,999,999,999	0.004	.0488
ADVANCE SECURITY RECEIPT - DM STAFF	0	099,999,999,999,999	0.004	.0484
ADVANCE SECURITY RECEIPT - OTHERS	0	099,999,999,999,999	0.004	.0487
ADV SECURITY RECEIPT - ADVANCE RENTALS	0	099,999,999,999,999	0.004	.0492
ADV SEC RECPT-LC UNDER SERVICE IJARAH	0	099,999,999,999,999	0.004	
ADVANCE SECURITY RECEIPT - FCY OTHERS	0	099,999,999,999,999	0.004	
	0	099,999,999,999,999	0.000	
NA'MAT TD A/C - 2 YEARS HALF YEARLY	0	025,000	0.351	
NA'MAT TD A/C - 2 YEARS HALF YEARLY	25,001	0100,000	0.352	
NA'MAT TD A/C - 2 YEARS HALF YEARLY	100,001	0500,000	0.354	
NA'MAT TD A/C - 2 YEARS HALF YEARLY	500,001	01,000,000	0.355	
NA'MAT TD A/C - 2 YEARS HALF YEARLY	1,000,001	05,000,000	0.429	
NA'MAT TD A/C - 2 YEARS HALF YEARLY	5,000,001	010,000,000	0.499	
NA'MAT TD A/C - 2 YEARS HALF YEARLY	5,000,001	010,000,000	0.499	
NA'MAT TD A/C - 2 YEARS HALF YEARLY	10,000,001	020,000,000	0.500	
NA'MAT TD A/C - 2 YEARS HALF YEARLY	20,000,001	030,000,000	0.501	
NA'MAT TD A/C - 2 YEARS HALF YEARLY	30,000,001	040,000,000	0.503	
NA'MAT TD A/C - 2 YEARS HALF YEARLY	40,000,001	050,000,000	0.505	
NA'MAT TD A/C - 2 YEARS HALF YEARLY	50,000,001	060,000,000	0.540	
NA'MAT TD A/C - 2 YEARS HALF YEARLY	50,000,001	060,000,000	0.540	
NA'MAT TD A/C - 2 YEARS HALF YEARLY	60,000,001	070,000,000	0.572	
NA'MAT TD A/C - 2 YEARS HALF YEARLY	60,000,001	070,000,000	0.572	
NA'MAT TD A/C - 2 YEARS HALF YEARLY	70,000,001	080,000,000	0.580	
NA'MAT TD A/C - 2 YEARS HALF YEARLY	80,000,001	090,000,000	0.589	
NA'MAT TD A/C - 2 YEARS HALF YEARLY	90,000,001	0100,000,000	0.592	
NA'MAT TD A/C - 2 YEARS HALF YEARLY	100,000,001	0250,000,000	0.588	
NA'MAT TD A/C - 2 YEARS HALF YEARLY	250,000,001	0500,000,000	0.589	
NA'MAT TD A/C - 2 YEARS HALF YEARLY	500,000,001	0750,000,000	0.590	
NA'MAT TD A/C - 2 YEARS HALF YEARLY	750,000,001	01,000,000,000	0.591	
NA'MAT TD A/C - 2 YEARS HALF YEARLY	1,000,000,001	099,999,999,999,999	0.592	
MIB Atfaal Saving Account	1	099,999,999,999,999	0.335	4.076
NA'MAT FCY Term Deposit 1 Month Maturity	1,000	025,000	0.027	
NA'MAT FCY Term Deposit 1 Month Maturity	25,001	050,000	0.029	
NA'MAT FCY Term Deposit 1 Month Maturity	50,001	0250,000	0.030	
NA'MAT FCY Term Deposit 1 Month Maturity	250,001	0500,000	0.031	
NA'MAT FCY Term Deposit 1 Month Maturity	500,001	099,999,999,999,999	0.033	
NA'MAT FCY Term Deposit 3 Months Monthly	1,000	025,000	0.029	
NA'MAT FCY Term Deposit 3 Months Monthly	25,001	050,000	0.030	
NA'MAT FCY Term Deposit 3 Months Monthly	50,001	0250,000	0.031	
NA'MAT FCY Term Deposit 3 Months Monthly	250,001	0500,000	0.033	
NA'MAT FCY Term Deposit 3 Months Monthly	500,001	099,999,999,999,999	0.034	
MIB Na ₂ at Plus FCY Term Deposit 3-M Matu	1,000	025,000	0.030	
MIB Na ₂ at Plus FCY Term Deposit 3-M Matu	25,001	050,000	0.031	.3771



Profit Rate Declaration Sheet

07-JUL-20 12:16:01

Dated: 30-JUN-20

MCB Islamic Bank Ltd.

General Pool

Acct. Description	From Pool	To Pool	Weightages	Profit Rate
MIB Na _z at Plus FCY Term Deposit 3-M Matu	50,001	0250,000	0.033	
MIB Na _z at Plus FCY Term Deposit 3-M Matu	250,001	0500,000	0.034	
MIB Na _z at Plus FCY Term Deposit 3-M Matu	500,001	099,999,999,999,999	0.036	
Nai'mat Fcy Term Deposit 6Months Monthly	1,000	025,000	0.031	
Nai'mat Fcy Term Deposit 6Months Monthly	25,001	050,000	0.033	
Nai'mat Fcy Term Deposit 6Months Monthly	50,001	0250,000	0.034	
Nai'mat Fcy Term Deposit 6Months Monthly	250,001	0500,000	0.036	
Nai'mat Fcy Term Deposit 6Months Monthly	500,001	099,999,999,999,999	0.037	
MIB Na _z at Plus FCY Term Deposit 6-M Matu	1,000	025,000	0.033	
MIB Na _z at Plus FCY Term Deposit 6-M Matu	25,001	050,000	0.034	
MIB Na _z at Plus FCY Term Deposit 6-M Matu	50,001	0250,000	0.036	
MIB Na _z at Plus FCY Term Deposit 6-M Matu	250,001	0500,000	0.037	
MIB Na _z at Plus FCY Term Deposit 6-M Matu	500,001	099,999,999,999,999	0.039	
Nai'mat Fcy Term Deposit 1 Year Monthly	1,000	025,000	0.034	
Nai'mat Fcy Term Deposit 1 Year Monthly	25,001	050,000	0.036	
Nai'mat Fcy Term Deposit 1 Year Monthly	50,001	0250,000	0.037	
Nai'mat Fcy Term Deposit 1 Year Monthly	250,001	0500,000	0.039	
Nai'mat Fcy Term Deposit 1 Year Monthly	500,001	099,999,999,999,999	0.040	
MIB Na _z at Plus FCY Term Deposit 1-Y Matu	1,000	025,000	0.036	
MIB Na _z at Plus FCY Term Deposit 1-Y Matu	25,001	050,000	0.037	
MIB Na _z at Plus FCY Term Deposit 1-Y Matu	50,000	0250,000	0.039	.4745
MIB Na _z at Plus FCY Term Deposit 1-Y Matu	250,001	0500,000	0.040	
MIB Na _z at Plus FCY Term Deposit 1-Y Matu	500,001	099,999,999,999,999	0.041	
Nai'mat Fcy Term Deposit 2 Years Monthly	1,000	025,000	0.037	
Nai'mat Fcy Term Deposit 2 Years Monthly	25,001	050,000	0.039	
Nai'mat Fcy Term Deposit 2 Years Monthly	50,001	0250,000	0.040	
Nai'mat Fcy Term Deposit 2 Years Monthly	250,001	0500,000	0.041	
Nai'mat Fcy Term Deposit 2 Years Monthly	500,001	099,999,999,999,999	0.043	
Nai'mat Fcy Term Deposit 2Years Maturity	1,000	025,000	0.039	
Nai'mat Fcy Term Deposit 2Years Maturity	25,001	050,000	0.040	
Nai'mat Fcy Term Deposit 2Years Maturity	50,001	0250,000	0.041	
Nai'mat Fcy Term Deposit 2Years Maturity	250,001	0500,000	0.043	
Nai'mat Fcy Term Deposit 2Years Maturity	500,001	099,999,999,999,999	0.044	
MIB Na'mat Plus FCY Term Deposit 3-M Mon	1,000	025,000	0.040	
MIB Na'mat Plus FCY Term Deposit 3-M Mon	25,001	050,000	0.041	
MIB Na'mat Plus FCY Term Deposit 3-M Mon	50,001	0250,000	0.043	
MIB Na'mat Plus FCY Term Deposit 3-M Mon	250,001	0500,000	0.044	
MIB Na'mat Plus FCY Term Deposit 3-M Mon	500,001	099,999,999,999,999	0.045	
MIB Na'mat Plus FCY Term Deposit 3-Y Mat	1,000	025,000	0.041	
MIB Na'mat Plus FCY Term Deposit 3-Y Mat	25,001	050,000	0.043	
MIB Na'mat Plus FCY Term Deposit 3-Y Mat	50,001	0250,000	0.044	
MIB Na'mat Plus FCY Term Deposit 3-Y Mat	250,001	0500,000	0.045	
MIB Na'mat Plus FCY Term Deposit 3-Y Mat	500,001	099,999,999,999,999	0.047	
Nai?matFcyTermDeposit1MonthMaturityEURO	1,000	025,000	0.027	
Nai?matFcyTermDeposit1MonthMaturityEURO	25,001	050,000	0.029	
Nai?matFcyTermDeposit1MonthMaturityEURO	50,001	0250,000	0.030	
Nai?matFcyTermDeposit1MonthMaturityEURO	250,001	0500,000	0.031	
Nai?matFcyTermDeposit1MonthMaturityEURO	500,001	099,999,999,999,999	0.033	
Nai?matFcyTermDeposit3Months MonthlyEURO	1,000	025,000	0.029	
Nai?matFcyTermDeposit3Months MonthlyEURO	25,001	050,000	0.030	



MCB Islamic Bank Ltd.

Profit Rate Declaration Sheet

07-JUL-20 12:16:01

Dated: 30-JUN-20

General Pool

Acct. Description	From Pool	To Pool	Weightages	Profit Rate
Nai?matFcyTermDeposit3Months MonthlyEURO	50,001	0250,000	0.031	
Nai?matFcyTermDeposit3Months MonthlyEURO	250,001	0500,000	0.033	
Nai?matFcyTermDeposit3Months MonthlyEURO	500,001	099,999,999,999,999	0.034	
Nai?matFcyTermDeposit3MonthsMaturityEURO	1,000	025,000	0.030	
Nai?matFcyTermDeposit3MonthsMaturityEURO	25,001	050,000	0.031	
Nai?matFcyTermDeposit3MonthsMaturityEURO	50,001	0250,000	0.033	
Nai?matFcyTermDeposit3MonthsMaturityEURO	250,001	0500,000	0.034	
Nai?matFcyTermDeposit3MonthsMaturityEURO	500,001	099,999,999,999,999	0.036	
Nai?matFcyTermDeposit6MonthsMonthlyEURO	1,000	025,000	0.031	
Nai?matFcyTermDeposit6MonthsMonthlyEURO	25,001	050,000	0.033	
Nai?matFcyTermDeposit6MonthsMonthlyEURO	50,001	0250,000	0.034	
Nai?matFcyTermDeposit6MonthsMonthlyEURO	250,001	0500,000	0.036	
Nai?matFcyTermDeposit6MonthsMonthlyEURO	500,001	099,999,999,999,999	0.037	
Nai?matFcyTerm Deposit6MonthMaturityEURO	1,000	025,000	0.033	
Nai?matFcyTerm Deposit6MonthMaturityEURO	25,001	050,000	0.034	
Nai?matFcyTerm Deposit6MonthMaturityEURO	50,001	0250,000	0.036	
Nai?matFcyTerm Deposit6MonthMaturityEURO	250,001	0500,000	0.037	
Nai?matFcyTerm Deposit6MonthMaturityEURO	500,001	099,999,999,999,999	0.039	
Nai?matFcyTermDeposit1YearMonthlyEURO	1,000	025,000	0.034	
Nai?matFcyTermDeposit1YearMonthlyEURO	25,001	050,000	0.036	
Nai?matFcyTermDeposit1YearMonthlyEURO	50,001	0250,000	0.037	
Nai?matFcyTermDeposit1YearMonthlyEURO	250,001	0500,000	0.039	
Nai?matFcyTermDeposit1YearMonthlyEURO	500,001	099,999,999,999,999	0.040	
Nai?matFcyTermDeposit1YearMaturityEURO	1,000	025,000	0.036	
Nai?matFcyTermDeposit1YearMaturityEURO	25,001	050,000	0.037	
Nai?matFcyTermDeposit1YearMaturityEURO	50,001	0250,000	0.039	
Nai?matFcyTermDeposit1YearMaturityEURO	250,001	0500,000	0.040	.4867
Nai?matFcyTermDeposit1YearMaturityEURO	500,001	099,999,999,999,999	0.041	
Nai?matFcyTermDeposit2YearsMonthlyEURO	1,000	025,000	0.037	
Nai?matFcyTermDeposit2YearsMonthlyEURO	25,001	050,000	0.039	
Nai?matFcyTermDeposit2YearsMonthlyEURO	50,001	0250,000	0.040	
Nai?matFcyTermDeposit2YearsMonthlyEURO	250,001	0500,000	0.041	
Nai?matFcyTermDeposit2YearsMonthlyEURO	500,001	099,999,999,999,999	0.043	
Nai?matFcyTermDeposit2YearsMaturityEURO	1,000	025,000	0.039	
Nai?matFcyTermDeposit2YearsMaturityEURO	25,001	050,000	0.040	
Nai?matFcyTermDeposit2YearsMaturityEURO	50,001	0250,000	0.041	
Nai?matFcyTermDeposit2YearsMaturityEURO	250,001	0500,000	0.043	
Nai?matFcyTermDeposit2YearsMaturityEURO	500,001	099,999,999,999,999	0.044	
Nai?matFcyTermDeposit3YearsMonthlyEURO	1,000	025,000	0.040	
Nai?matFcyTermDeposit3YearsMonthlyEURO	25,001	050,000	0.041	
Nai?matFcyTermDeposit3YearsMonthlyEURO	50,001	0250,000	0.043	
Nai?matFcyTermDeposit3YearsMonthlyEURO	250,001	0500,000	0.044	
Nai?matFcyTermDeposit3YearsMonthlyEURO	500,001	099,999,999,999,999	0.045	
Nai?matFcyTermDeposit3YearsMaturityEURO	1,000	025,000	0.041	
Nai?matFcyTermDeposit3YearsMaturityEURO	25,001	050,000	0.043	
Nai?matFcyTermDeposit3YearsMaturityEURO	50,001	0250,000	0.044	
Nai?matFcyTermDeposit3YearsMaturityEURO	250,001	0500,000	0.045	
Nai?matFcyTermDeposit3YearsMaturityEURO	500,001	099,999,999,999,999	0.047	
Nai?matFcyTermDeposit1MonthMaturityGBP	1,000	025,000	0.027	
Nai?matFcyTermDeposit1MonthMaturityGBP	25,001	050,000	0.029	



Profit Rate Declaration Sheet

07-JUL-20 12:16:01

Dated: 30-JUN-20

MCB Islamic Bank Ltd.

General Pool

Acct. Description	From Pool	To Pool	Weightages	Profit Rate
Nai?matFcyTermDeposit1MonthMaturityGBP	50,001	0250,000	0.030	
Nai?matFcyTermDeposit1MonthMaturityGBP	250,001	0500,000	0.031	
Nai?matFcyTermDeposit1MonthMaturityGBP	500,001	099,999,999,999,999	0.033	
Nai?matFcyTermDeposit3Months MonthlyGBP	1,000	025,000	0.029	
Nai?matFcyTermDeposit3Months MonthlyGBP	25,001	050,000	0.030	
Nai?matFcyTermDeposit3Months MonthlyGBP	50,001	0250,000	0.031	
Nai?matFcyTermDeposit3Months MonthlyGBP	250,001	0500,000	0.033	
Nai?matFcyTermDeposit3Months MonthlyGBP	500,001	099,999,999,999,999	0.034	
Nai?matFcyTermDeposit3MonthsMaturityGBP	1,000	025,000	0.030	
Nai?matFcyTermDeposit3MonthsMaturityGBP	25,001	050,000	0.031	
Nai?matFcyTermDeposit3MonthsMaturityGBP	50,001	0250,000	0.033	
Nai?matFcyTermDeposit3MonthsMaturityGBP	250,001	0500,000	0.034	
Nai?matFcyTermDeposit3MonthsMaturityGBP	500,001	099,999,999,999,999	0.036	
Nai?matFcyTermDeposit6MonthsMonthlyGBP	1,000	025,000	0.031	
Nai?matFcyTermDeposit6MonthsMonthlyGBP	25,001	050,000	0.033	
Nai?matFcyTermDeposit6MonthsMonthlyGBP	50,001	0250,000	0.034	
Nai?matFcyTermDeposit6MonthsMonthlyGBP	250,001	0500,000	0.036	
Nai?matFcyTermDeposit6MonthsMonthlyGBP	500,001	099,999,999,999,999	0.037	
Nai?matFcyTerm Deposit6MonthMaturityGBP	1,000	025,000	0.033	
Nai?matFcyTerm Deposit6MonthMaturityGBP	25,001	050,000	0.034	
Nai?matFcyTerm Deposit6MonthMaturityGBP	50,001	0250,000	0.036	
Nai?matFcyTerm Deposit6MonthMaturityGBP	250,001	0500,000	0.037	
Nai?matFcyTerm Deposit6MonthMaturityGBP	500,001	099,999,999,999,999	0.039	
Nai?matFcyTermDeposit1YearMonthlyGBP	1,000	025,000	0.034	
Nai?matFcyTermDeposit1YearMonthlyGBP	25,001	050,000	0.036	
Nai?matFcyTermDeposit1YearMonthlyGBP	50,001	0250,000	0.037	
Nai?matFcyTermDeposit1YearMonthlyGBP	250,001	0500,000	0.039	
Nai?matFcyTermDeposit1YearMonthlyGBP	500,001	099,999,999,999,999	0.040	
Nai?matFcyTermDeposit1YearMaturityGBP	1,000	025,000	0.036	
Nai?matFcyTermDeposit1YearMaturityGBP	25,001	050,000	0.037	
Nai?matFcyTermDeposit1YearMaturityGBP	50,001	0250,000	0.039	
Nai?matFcyTermDeposit1YearMaturityGBP	250,001	0500,000	0.040	
Nai?matFcyTermDeposit1YearMaturityGBP	500,001	099,999,999,999,999	0.041	
Nai?matFcyTermDeposit2YearsMonthlyGBP	1,000	025,000	0.037	
Nai?matFcyTermDeposit2YearsMonthlyGBP	25,001	050,000	0.039	
Nai?matFcyTermDeposit2YearsMonthlyGBP	50,001	0250,000	0.040	
Nai?matFcyTermDeposit2YearsMonthlyGBP	250,001	0500,000	0.041	
Nai?matFcyTermDeposit2YearsMonthlyGBP	500,001	099,999,999,999,999	0.043	
Nai?matFcyTermDeposit2YearsMaturityGBP	1,000	025,000	0.039	
Nai?matFcyTermDeposit2YearsMaturityGBP	25,001	050,000	0.040	
Nai?matFcyTermDeposit2YearsMaturityGBP	50,001	0250,000	0.041	
Nai?matFcyTermDeposit2YearsMaturityGBP	250,001	0500,000	0.043	
Nai?matFcyTermDeposit2YearsMaturityGBP	500,001	099,999,999,999,999	0.044	
Nai?matFcyTermDeposit3YearsMonthlyGBP	1,000	025,000	0.040	
Nai?matFcyTermDeposit3YearsMonthlyGBP	25,001	050,000	0.041	
Nai?matFcyTermDeposit3YearsMonthlyGBP	50,001	0250,000	0.043	
Nai?matFcyTermDeposit3YearsMonthlyGBP	250,001	0500,000	0.044	
Nai?matFcyTermDeposit3YearsMonthlyGBP	500,001	099,999,999,999,999	0.045	
Nai?matFcyTermDeposit3YearsMaturityGBP	1,000	025,000	0.041	
Nai?matFcyTermDeposit3YearsMaturityGBP	25,001	050,000	0.043	

General Pool

Acct. Description	From Pool	To Pool	Weightages	Profit Rate
Nai?matFcyTermDeposit3YearsMaturityGBP	50,001	0250,000	0.044	
Nai?matFcyTermDeposit3YearsMaturityGBP	250,001	0500,000	0.045	
Nai?matFcyTermDeposit3YearsMaturityGBP	500,001	099,999,999,999,999	0.047	
MIB Na'mat Premium Plus TD 1-Y monthly	500,000	05,000,000	0.581	7.0692
MIB Na'mat Premium Plus TD 1-Y monthly	5,000,001	010,000,000	0.583	7.0935
MIB Na'mat Premium Plus TD 1-Y monthly	10,000,001	099,999,999,999,999	0.588	7.1543
MIB Na'mat Premium Plus TD 3-Y monthly	500,000	05,000,000	0.583	7.0935
MIB Na'mat Premium Plus TD 3-Y monthly	5,000,001	010,000,000	0.584	7.1057
MIB Na'mat Premium Plus TD 3-Y monthly	10,000,001	099,999,999,999,999	0.590	7.1787
MIB Na'mat Plus FCY Term Deposit 3-M Mon	1,000	025,000	0.029	
MIB Na'mat Plus FCY Term Deposit 3-M Mon	25,001	050,000	0.030	
MIB Na'mat Plus FCY Term Deposit 3-M Mon	50,001	0250,000	0.031	
MIB Na'mat Plus FCY Term Deposit 3-M Mon	250,001	0500,000	0.033	
MIB Na'mat Plus FCY Term Deposit 3-M Mon	500,001	099,999,999,999,999	0.034	
SBP-ILTF SAVINGS ACCOUNT UPTO 3Y - CIRC	0	099,999,999,999,999	0.370	
SBP-ILTF SAVINGS ACCOUNT MORE THAN 3 &	0	099,999,999,999,999	0.288	
SBP-ILTF SAVINGS ACCOUNT MORE THAN 5 &	0	099,999,999,999,999	0.247	3.0054
SBP- IWS SAVINGS ACCOUNT ATL BORROWER CO	0	099,999,999,999,999	0.004	.0487
SBP- IWS SAVINGS ACCOUNT ATL BORROWER SME	0	099,999,999,999,999	0.004	.0487
SBP- IWS NON- ATL BORROWER CORP COMM - CIR	0	099,999,999,999,999	0.165	
SBP- IWS NON- ATL BORROWER SME - CIRC. 07	0	099,999,999,999,999	0.083	


Total: 245.996 5.0581

PREPARED BY:




DEPT. HEAD FCG - POOL MANAGEMENT

RECOMMENDED BY:




KAMRAN HAMEED- DIVISION HEAD - FCG

APPROVED BY:



MUFTI SYED SABIR HUSSAIN

RESIDENT SHARI'AH BOARD MEMBER



SYED IFTIKHAR HUSSAIN RIZVI

CHIEF FINANCIAL OFFICER