



# Profit Rate Declaration Sheet

06-AUG-20 16:18:13

Dated: 31-JUL-20

MIB Islamic Bank Ltd.

## General Pool

Acct. Description	From Pool	To Pool	Weightages	Profit Rate
MIB Imaan Saving Account	0	099,999,999,999,999	0.310	3.6517
MIB Barkat Saving Account	0	025,000	0.310	3.6517
MIB Barkat Saving Account	25,001	0100,000	0.314	3.6988
MIB Barkat Saving Account	100,001	0500,000	0.316	3.7224
MIB Barkat Saving Account	500,001	01,000,000	0.323	3.8049
MIB Barkat Saving Account	1,000,001	05,000,000	0.330	3.8873
MIB Barkat Saving Account	5,000,001	010,000,000	0.337	3.9698
MIB Barkat Saving Account	10,000,001	020,000,000	0.344	4.0522
MIB Barkat Saving Account	20,000,001	030,000,000	0.351	4.1347
MIB Barkat Saving Account	30,000,001	040,000,000	0.357	4.2054
MIB Barkat Saving Account	40,000,001	050,000,000	0.366	4.3114
MIB Barkat Saving Account	50,000,001	060,000,000	0.372	
MIB Barkat Saving Account	60,000,001	070,000,000	0.379	4.4645
MIB Barkat Saving Account	70,000,001	080,000,000	0.386	4.547
MIB Barkat Saving Account	80,000,001	090,000,000	0.393	4.6294
MIB Barkat Saving Account	90,000,001	0100,000,000	0.400	
MIB Barkat Saving Account	100,000,001	0250,000,000	0.403	4.7472
MIB Barkat Saving Account	250,000,001	0500,000,000	0.410	
MIB Barkat Saving Account	500,000,001	0750,000,000	0.418	
MIB Barkat Saving Account	750,000,001	01,000,000,000	0.424	
MIB Barkat Saving Account	1,000,000,001	099,999,999,999,999	0.431	
MIB Na'imat Plus TD 1-M Maturity	0	025,000	0.316	3.7677
MIB Na'imat Plus TD 1-M Maturity	25,001	0100,000	0.318	3.7457
MIB Na'imat Plus TD 1-M Maturity	100,001	0500,000	0.320	3.7689
MIB Na'imat Plus TD 1-M Maturity	500,001	01,000,000	0.321	3.7813
MIB Na'imat Plus TD 1-M Maturity	1,000,001	05,000,000	0.375	4.4174
MIB Na'imat Plus TD 1-M Maturity	5,000,001	010,000,000	0.412	4.8533
MIB Na'imat Plus TD 1-M Maturity	10,000,001	020,000,000	0.475	5.5954
MIB Na'imat Plus TD 1-M Maturity	20,000,001	030,000,000	0.479	5.6425
MIB Na'imat Plus TD 1-M Maturity	30,000,001	040,000,000	0.484	5.7014
MIB Na'imat Plus TD 1-M Maturity	40,000,001	050,000,000	0.490	5.7721
MIB Na'imat Plus TD 1-M Maturity	50,000,001	060,000,000	0.492	5.7956
MIB Na'imat Plus TD 1-M Maturity	60,000,001	070,000,000	0.501	5.9016
MIB Na'imat Plus TD 1-M Maturity	70,000,001	080,000,000	0.509	
MIB Na'imat Plus TD 1-M Maturity	80,000,001	090,000,000	0.517	6.0901
MIB Na'imat Plus TD 1-M Maturity	90,000,001	0100,000,000	0.520	6.1255
MIB Na'imat Plus TD 1-M Maturity	100,000,001	0250,000,000	0.522	6.149
MIB Na'imat Plus TD 1-M Maturity	250,000,001	0500,000,000	0.523	6.1608
MIB Na'imat Plus TD 1-M Maturity	500,000,001	0750,000,000	0.524	6.1726
MIB Na'imat Plus TD 1-M Maturity	750,000,001	01,000,000,000	0.525	6.1844
MIB Na'imat Plus TD 1-M Maturity	1,000,000,001	099,999,999,999,999	0.527	
MIB Na'imat Plus TD 3-M Maturity	0	025,000	0.320	3.7046
MIB Na'imat Plus TD 3-M Maturity	25,001	0100,000	0.321	3.7818
MIB Na'imat Plus TD 3-M Maturity	100,001	0500,000	0.323	3.8049
MIB Na'imat Plus TD 3-M Maturity	500,001	01,000,000	0.324	3.8166
MIB Na'imat Plus TD 3-M Maturity	1,000,001	05,000,000	0.379	4.4645
MIB Na'imat Plus TD 3-M Maturity	5,000,001	010,000,000	0.416	4.9004
MIB Na'imat Plus TD 3-M Maturity	10,000,001	020,000,000	0.479	5.6425
MIB Na'imat Plus TD 3-M Maturity	20,000,001	030,000,000	0.482	5.6778
MIB Na'imat Plus TD 3-M Maturity	30,000,001	040,000,000	0.487	5.7367



# Profit Rate Declaration Sheet

06-AUG-20 16:18:13

Dated: 31-JUL-20

MIB Islamic Bank Ltd.

## General Pool

Acct. Description	From Pool	To Pool	Weightages	Profit Rate
MIB Na <sub>h</sub> at Plus TD 3-M Maturity	40,000,001	050,000,000	0.493	5.8074
MIB Na <sub>h</sub> at Plus TD 3-M Maturity	50,000,001	060,000,000	0.495	5.831
MIB Na <sub>h</sub> at Plus TD 3-M Maturity	60,000,001	070,000,000	0.503	5.9252
MIB Na <sub>h</sub> at Plus TD 3-M Maturity	70,000,001	080,000,000	0.511	6.0195
MIB Na <sub>h</sub> at Plus TD 3-M Maturity	80,000,001	090,000,000	0.519	
MIB Na <sub>h</sub> at Plus TD 3-M Maturity	90,000,001	0100,000,000	0.524	6.1726
MIB Na <sub>h</sub> at Plus TD 3-M Maturity	100,000,001	0250,000,000	0.527	6.2079
MIB Na <sub>h</sub> at Plus TD 3-M Maturity	250,000,001	0500,000,000	0.529	6.2315
MIB Na <sub>h</sub> at Plus TD 3-M Maturity	500,000,001	0750,000,000	0.530	6.2433
MIB Na <sub>h</sub> at Plus TD 3-M Maturity	750,000,001	01,000,000,000	0.531	
MIB Na <sub>h</sub> at Plus TD 3-M Maturity	1,000,000,001	099,999,999,999	0.532	
MIB Na <sub>h</sub> at Plus TD 3-M Monthly	0	025,000	0.318	
MIB Na <sub>h</sub> at Plus TD 3-M Monthly	25,001	0100,000	0.320	
MIB Na <sub>h</sub> at Plus TD 3-M Monthly	100,001	0500,000	0.321	3.7819
MIB Na <sub>h</sub> at Plus TD 3-M Monthly	500,001	01,000,000	0.323	3.8044
MIB Na <sub>h</sub> at Plus TD 3-M Monthly	1,000,001	05,000,000	0.376	4.4293
MIB Na <sub>h</sub> at Plus TD 3-M Monthly	5,000,001	010,000,000	0.414	4.8768
MIB Na <sub>h</sub> at Plus TD 3-M Monthly	10,000,001	020,000,000	0.478	5.6307
MIB Na <sub>h</sub> at Plus TD 3-M Monthly	20,000,001	030,000,000	0.481	
MIB Na <sub>h</sub> at Plus TD 3-M Monthly	30,000,001	040,000,000	0.486	
MIB Na <sub>h</sub> at Plus TD 3-M Monthly	40,000,001	050,000,000	0.492	5.7956
MIB Na <sub>h</sub> at Plus TD 3-M Monthly	50,000,001	060,000,000	0.493	
MIB Na <sub>h</sub> at Plus TD 3-M Monthly	60,000,001	070,000,000	0.502	
MIB Na <sub>h</sub> at Plus TD 3-M Monthly	70,000,001	080,000,000	0.510	
MIB Na <sub>h</sub> at Plus TD 3-M Monthly	80,000,001	090,000,000	0.518	
MIB Na <sub>h</sub> at Plus TD 3-M Monthly	90,000,001	0100,000,000	0.523	
MIB Na <sub>h</sub> at Plus TD 3-M Monthly	100,000,001	0250,000,000	0.524	
MIB Na <sub>h</sub> at Plus TD 3-M Monthly	250,000,001	0500,000,000	0.525	
MIB Na <sub>h</sub> at Plus TD 3-M Monthly	500,000,001	0750,000,000	0.526	
MIB Na <sub>h</sub> at Plus TD 3-M Monthly	750,000,001	01,000,000,000	0.527	
MIB Na <sub>h</sub> at Plus TD 3-M Monthly	1,000,000,001	099,999,999,999	0.528	
MIB Na <sub>h</sub> at Plus TD 6-M Monthly	0	025,000	0.320	
MIB Na <sub>h</sub> at Plus TD 6-M Monthly	25,001	0100,000	0.321	
MIB Na <sub>h</sub> at Plus TD 6-M Monthly	100,001	0500,000	0.323	
MIB Na <sub>h</sub> at Plus TD 6-M Monthly	500,001	01,000,000	0.324	3.8168
MIB Na <sub>h</sub> at Plus TD 6-M Monthly	1,000,001	05,000,000	0.379	4.4646
MIB Na <sub>h</sub> at Plus TD 6-M Monthly	5,000,001	010,000,000	0.416	4.9004
MIB Na <sub>h</sub> at Plus TD 6-M Monthly	10,000,001	020,000,000	0.479	5.6425
MIB Na <sub>h</sub> at Plus TD 6-M Monthly	20,000,001	030,000,000	0.482	
MIB Na <sub>h</sub> at Plus TD 6-M Monthly	30,000,001	040,000,000	0.487	
MIB Na <sub>h</sub> at Plus TD 6-M Monthly	40,000,001	050,000,000	0.493	
MIB Na <sub>h</sub> at Plus TD 6-M Monthly	50,000,001	060,000,000	0.495	
MIB Na <sub>h</sub> at Plus TD 6-M Monthly	60,000,001	070,000,000	0.503	
MIB Na <sub>h</sub> at Plus TD 6-M Monthly	70,000,001	080,000,000	0.511	
MIB Na <sub>h</sub> at Plus TD 6-M Monthly	80,000,001	090,000,000	0.519	
MIB Na <sub>h</sub> at Plus TD 6-M Monthly	90,000,001	0100,000,000	0.524	
MIB Na <sub>h</sub> at Plus TD 6-M Monthly	100,000,001	0250,000,000	0.526	
MIB Na <sub>h</sub> at Plus TD 6-M Monthly	250,000,001	0500,000,000	0.527	
MIB Na <sub>h</sub> at Plus TD 6-M Monthly	500,000,001	0750,000,000	0.528	
MIB Na <sub>h</sub> at Plus TD 6-M Monthly	750,000,001	01,000,000,000	0.530	

Dated: 31-JUL-20

## General Pool

Acct. Description	From Pool	To Pool	Weightages	Profit Rate
MIB Na <sub>z</sub> at Plus TD 6-M Monthly	1,000,000,001	099,999,999,999,999	0.531	
MIB Na <sub>z</sub> at Plus TD 6-M Maturity	0	025,000	0.321	3.7795
MIB Na <sub>z</sub> at Plus TD 6-M Maturity	25,001	0100,000	0.323	3.8071
MIB Na <sub>z</sub> at Plus TD 6-M Maturity	100,001	0500,000	0.324	3.8168
MIB Na <sub>z</sub> at Plus TD 6-M Maturity	500,001	01,000,000	0.325	3.8281
MIB Na <sub>z</sub> at Plus TD 6-M Maturity	1,000,001	05,000,000	0.379	4.4645
MIB Na <sub>z</sub> at Plus TD 6-M Maturity	5,000,001	010,000,000	0.420	4.9475
MIB Na <sub>z</sub> at Plus TD 6-M Maturity	10,000,001	020,000,000	0.484	5.7014
MIB Na <sub>z</sub> at Plus TD 6-M Maturity	20,000,001	030,000,000	0.488	5.7485
MIB Na <sub>z</sub> at Plus TD 6-M Maturity	30,000,001	040,000,000	0.492	5.7956
MIB Na <sub>z</sub> at Plus TD 6-M Maturity	40,000,001	050,000,000	0.499	5.8781
MIB Na <sub>z</sub> at Plus TD 6-M Maturity	50,000,001	060,000,000	0.500	5.8899
MIB Na <sub>z</sub> at Plus TD 6-M Maturity	60,000,001	070,000,000	0.509	
MIB Na <sub>z</sub> at Plus TD 6-M Maturity	70,000,001	080,000,000	0.517	6.0901
MIB Na <sub>z</sub> at Plus TD 6-M Maturity	80,000,001	090,000,000	0.525	
MIB Na <sub>z</sub> at Plus TD 6-M Maturity	90,000,001	0100,000,000	0.526	
MIB Na <sub>z</sub> at Plus TD 6-M Maturity	100,000,001	0250,000,000	0.531	6.255
MIB Na <sub>z</sub> at Plus TD 6-M Maturity	250,000,001	0500,000,000	0.531	6.255
MIB Na <sub>z</sub> at Plus TD 6-M Maturity	500,000,001	0750,000,000	0.532	
MIB Na <sub>z</sub> at Plus TD 6-M Maturity	750,000,001	01,000,000,000	0.533	6.2786
MIB Na <sub>z</sub> at Plus TD 6-M Maturity	1,000,000,001	099,999,999,999,999	0.534	
MIB Na <sub>z</sub> at Plus TD 1-Y Monthly	0	025,000	0.321	
MIB Na <sub>z</sub> at Plus TD 1-Y Monthly	25,001	0100,000	0.323	3.8054
MIB Na <sub>z</sub> at Plus TD 1-Y Monthly	100,001	0500,000	0.324	3.8166
MIB Na <sub>z</sub> at Plus TD 1-Y Monthly	500,001	01,000,000	0.325	3.8284
MIB Na <sub>z</sub> at Plus TD 1-Y Monthly	1,000,001	05,000,000	0.379	4.4645
MIB Na <sub>z</sub> at Plus TD 1-Y Monthly	5,000,001	010,000,000	0.434	5.1124
MIB Na <sub>z</sub> at Plus TD 1-Y Monthly	10,000,001	020,000,000	0.435	5.1242
MIB Na <sub>z</sub> at Plus TD 1-Y Monthly	20,000,001	030,000,000	0.437	5.1477
MIB Na <sub>z</sub> at Plus TD 1-Y Monthly	30,000,001	040,000,000	0.437	5.1477
MIB Na <sub>z</sub> at Plus TD 1-Y Monthly	40,000,001	050,000,000	0.439	
MIB Na <sub>z</sub> at Plus TD 1-Y Monthly	50,000,001	060,000,000	0.475	5.5954
MIB Na <sub>z</sub> at Plus TD 1-Y Monthly	60,000,001	070,000,000	0.509	
MIB Na <sub>z</sub> at Plus TD 1-Y Monthly	70,000,001	080,000,000	0.517	
MIB Na <sub>z</sub> at Plus TD 1-Y Monthly	80,000,001	090,000,000	0.525	
MIB Na <sub>z</sub> at Plus TD 1-Y Monthly	90,000,001	0100,000,000	0.526	
MIB Na <sub>z</sub> at Plus TD 1-Y Monthly	100,000,001	0250,000,000	0.531	6.255
MIB Na <sub>z</sub> at Plus TD 1-Y Monthly	250,000,001	0500,000,000	0.531	6.255
MIB Na <sub>z</sub> at Plus TD 1-Y Monthly	500,000,001	0750,000,000	0.532	
MIB Na <sub>z</sub> at Plus TD 1-Y Monthly	750,000,001	01,000,000,000	0.533	
MIB Na <sub>z</sub> at Plus TD 1-Y Monthly	1,000,000,001	099,999,999,999,999	0.533	
MIB Na <sub>z</sub> at Plus TD 1-Y Quarterly	0	025,000	0.324	3.8266
MIB Na <sub>z</sub> at Plus TD 1-Y Quarterly	25,001	0100,000	0.325	3.8268
MIB Na <sub>z</sub> at Plus TD 1-Y Quarterly	100,001	0500,000	0.327	3.8522
MIB Na <sub>z</sub> at Plus TD 1-Y Quarterly	500,001	01,000,000	0.328	3.8639
MIB Na <sub>z</sub> at Plus TD 1-Y Quarterly	1,000,001	05,000,000	0.382	4.4999
MIB Na <sub>z</sub> at Plus TD 1-Y Quarterly	5,000,001	010,000,000	0.437	5.1477
MIB Na <sub>z</sub> at Plus TD 1-Y Quarterly	10,000,001	020,000,000	0.437	
MIB Na <sub>z</sub> at Plus TD 1-Y Quarterly	20,000,001	030,000,000	0.439	5.1713
MIB Na <sub>z</sub> at Plus TD 1-Y Quarterly	30,000,001	040,000,000	0.441	






# Profit Rate Declaration Sheet

06-AUG-20 16:18:13

Dated: 31-JUL-20

MCB Islamic Bank Ltd.

## General Pool

Acct. Description	From Pool	To Pool	Weightages	Profit Rate
MIB Na <sub>z</sub> at Plus TD 1-Y Quarterly	40,000,001	050,000,000	0.442	
MIB Na <sub>z</sub> at Plus TD 1-Y Quarterly	50,000,001	060,000,000	0.479	
MIB Na <sub>z</sub> at Plus TD 1-Y Quarterly	60,000,001	070,000,000	0.511	
MIB Na <sub>z</sub> at Plus TD 1-Y Quarterly	70,000,001	080,000,000	0.519	
MIB Na <sub>z</sub> at Plus TD 1-Y Quarterly	80,000,001	090,000,000	0.528	
MIB Na <sub>z</sub> at Plus TD 1-Y Quarterly	90,000,001	0100,000,000	0.529	
MIB Na <sub>z</sub> at Plus TD 1-Y Quarterly	100,000,001	0250,000,000	0.530	
MIB Na <sub>z</sub> at Plus TD 1-Y Quarterly	250,000,001	0500,000,000	0.531	
MIB Na <sub>z</sub> at Plus TD 1-Y Quarterly	500,000,001	0750,000,000	0.532	
MIB Na <sub>z</sub> at Plus TD 1-Y Quarterly	750,000,001	01,000,000,000	0.533	
MIB Na <sub>z</sub> at Plus TD 1-Y Quarterly	1,000,000,001	099,999,999,999,999	0.534	
MIB Na <sub>z</sub> at Plus TD 1-Y Maturity	0	025,000	0.324	3.8196
MIB Na <sub>z</sub> at Plus TD 1-Y Maturity	25,001	0100,000	0.325	3.829
MIB Na <sub>z</sub> at Plus TD 1-Y Maturity	100,001	0500,000	0.327	3.8521
MIB Na <sub>z</sub> at Plus TD 1-Y Maturity	500,001	01,000,000	0.328	3.8637
MIB Na <sub>z</sub> at Plus TD 1-Y Maturity	1,000,001	05,000,000	0.382	4.4999
MIB Na <sub>z</sub> at Plus TD 1-Y Maturity	5,000,001	010,000,000	0.446	5.2538
MIB Na <sub>z</sub> at Plus TD 1-Y Maturity	10,000,001	020,000,000	0.495	5.831
MIB Na <sub>z</sub> at Plus TD 1-Y Maturity	20,000,001	030,000,000	0.499	5.8781
MIB Na <sub>z</sub> at Plus TD 1-Y Maturity	30,000,001	040,000,000	0.503	5.9252
MIB Na <sub>z</sub> at Plus TD 1-Y Maturity	40,000,001	050,000,000	0.509	5.9959
MIB Na <sub>z</sub> at Plus TD 1-Y Maturity	50,000,001	060,000,000	0.511	6.0194
MIB Na <sub>z</sub> at Plus TD 1-Y Maturity	60,000,001	070,000,000	0.519	6.1137
MIB Na <sub>z</sub> at Plus TD 1-Y Maturity	70,000,001	080,000,000	0.527	
MIB Na <sub>z</sub> at Plus TD 1-Y Maturity	80,000,001	090,000,000	0.537	
MIB Na <sub>z</sub> at Plus TD 1-Y Maturity	90,000,001	0100,000,000	0.538	6.3375
MIB Na <sub>z</sub> at Plus TD 1-Y Maturity	100,000,001	0250,000,000	0.539	6.3493
MIB Na <sub>z</sub> at Plus TD 1-Y Maturity	250,000,001	0500,000,000	0.540	6.3611
MIB Na <sub>z</sub> at Plus TD 1-Y Maturity	500,000,001	0750,000,000	0.541	6.3728
MIB Na <sub>z</sub> at Plus TD 1-Y Maturity	750,000,001	01,000,000,000	0.541	
MIB Na <sub>z</sub> at Plus TD 1-Y Maturity	1,000,000,001	099,999,999,999,999	0.543	6.3964
MIB Na <sub>z</sub> at Plus TD 2-Y Monthly	0	025,000	0.324	
MIB Na <sub>z</sub> at Plus TD 2-Y Monthly	25,001	0100,000	0.325	3.8291
MIB Na <sub>z</sub> at Plus TD 2-Y Monthly	100,001	0500,000	0.327	3.8522
MIB Na <sub>z</sub> at Plus TD 2-Y Monthly	500,001	01,000,000	0.328	3.8637
MIB Na <sub>z</sub> at Plus TD 2-Y Monthly	1,000,001	05,000,000	0.382	
MIB Na <sub>z</sub> at Plus TD 2-Y Monthly	5,000,001	010,000,000	0.445	
MIB Na <sub>z</sub> at Plus TD 2-Y Monthly	10,000,001	020,000,000	0.446	
MIB Na <sub>z</sub> at Plus TD 2-Y Monthly	20,000,001	030,000,000	0.448	
MIB Na <sub>z</sub> at Plus TD 2-Y Monthly	30,000,001	040,000,000	0.449	
MIB Na <sub>z</sub> at Plus TD 2-Y Monthly	40,000,001	050,000,000	0.450	
MIB Na <sub>z</sub> at Plus TD 2-Y Monthly	50,000,001	060,000,000	0.487	
MIB Na <sub>z</sub> at Plus TD 2-Y Monthly	60,000,001	070,000,000	0.519	
MIB Na <sub>z</sub> at Plus TD 2-Y Monthly	70,000,001	080,000,000	0.527	
MIB Na <sub>z</sub> at Plus TD 2-Y Monthly	80,000,001	090,000,000	0.537	
MIB Na <sub>z</sub> at Plus TD 2-Y Monthly	90,000,001	0100,000,000	0.541	
MIB Na <sub>z</sub> at Plus TD 2-Y Monthly	100,000,001	0250,000,000	0.540	
MIB Na <sub>z</sub> at Plus TD 2-Y Monthly	250,000,001	0500,000,000	0.541	
MIB Na <sub>z</sub> at Plus TD 2-Y Monthly	500,000,001	0750,000,000	0.541	
MIB Na <sub>z</sub> at Plus TD 2-Y Monthly	750,000,001	01,000,000,000	0.542	

# Profit Rate Declaration Sheet

Dated: 31-JUL-20

## General Pool

Acct. Description	From Pool	To Pool	Weightages	Profit Rate
MIB Na <sub>z</sub> at Plus TD 2-Y Monthly	1,000,000,001	099,999,999,999,999	0.543	
MIB Na <sub>z</sub> at Plus TD 2-Y Quarterly	0	025,000	0.327	
MIB Na <sub>z</sub> at Plus TD 2-Y Quarterly	25,001	0100,000	0.328	3.8619
MIB Na <sub>z</sub> at Plus TD 2-Y Quarterly	100,001	0500,000	0.329	3.8754
MIB Na <sub>z</sub> at Plus TD 2-Y Quarterly	500,001	01,000,000	0.331	3.8988
MIB Na <sub>z</sub> at Plus TD 2-Y Quarterly	1,000,001	05,000,000	0.384	
MIB Na <sub>z</sub> at Plus TD 2-Y Quarterly	5,000,001	010,000,000	0.448	
MIB Na <sub>z</sub> at Plus TD 2-Y Quarterly	10,000,001	020,000,000	0.449	
MIB Na <sub>z</sub> at Plus TD 2-Y Quarterly	20,000,001	030,000,000	0.450	
MIB Na <sub>z</sub> at Plus TD 2-Y Quarterly	30,000,001	040,000,000	0.451	
MIB Na <sub>z</sub> at Plus TD 2-Y Quarterly	40,000,001	050,000,000	0.453	
MIB Na <sub>z</sub> at Plus TD 2-Y Quarterly	50,000,001	060,000,000	0.490	
MIB Na <sub>z</sub> at Plus TD 2-Y Quarterly	60,000,001	070,000,000	0.522	
MIB Na <sub>z</sub> at Plus TD 2-Y Quarterly	70,000,001	080,000,000	0.531	
MIB Na <sub>z</sub> at Plus TD 2-Y Quarterly	80,000,001	090,000,000	0.538	
MIB Na <sub>z</sub> at Plus TD 2-Y Quarterly	90,000,001	0100,000,000	0.539	
MIB Na <sub>z</sub> at Plus TD 2-Y Quarterly	100,000,001	0250,000,000	0.540	
MIB Na <sub>z</sub> at Plus TD 2-Y Quarterly	250,000,001	0500,000,000	0.541	
MIB Na <sub>z</sub> at Plus TD 2-Y Quarterly	500,000,001	0750,000,000	0.542	
MIB Na <sub>z</sub> at Plus TD 2-Y Quarterly	750,000,001	01,000,000,000	0.543	
MIB Na <sub>z</sub> at Plus TD 2-Y Quarterly	1,000,000,001	099,999,999,999,999	0.544	
MIB Na <sub>z</sub> at Plus TD 2-Y Maturity	0	025,000	0.325	3.8148
MIB Na <sub>z</sub> at Plus TD 2-Y Maturity	25,001	0100,000	0.327	3.8518
MIB Na <sub>z</sub> at Plus TD 2-Y Maturity	100,001	0500,000	0.328	3.8634
MIB Na <sub>z</sub> at Plus TD 2-Y Maturity	500,001	01,000,000	0.329	3.8755
MIB Na <sub>z</sub> at Plus TD 2-Y Maturity	1,000,001	05,000,000	0.383	4.5115
MIB Na <sub>z</sub> at Plus TD 2-Y Maturity	5,000,001	010,000,000	0.448	
MIB Na <sub>z</sub> at Plus TD 2-Y Maturity	10,000,001	020,000,000	0.496	
MIB Na <sub>z</sub> at Plus TD 2-Y Maturity	20,000,001	030,000,000	0.500	
MIB Na <sub>z</sub> at Plus TD 2-Y Maturity	30,000,001	040,000,000	0.505	
MIB Na <sub>z</sub> at Plus TD 2-Y Maturity	40,000,001	050,000,000	0.511	
MIB Na <sub>z</sub> at Plus TD 2-Y Maturity	50,000,001	060,000,000	0.513	
MIB Na <sub>z</sub> at Plus TD 2-Y Maturity	60,000,001	070,000,000	0.521	
MIB Na <sub>z</sub> at Plus TD 2-Y Maturity	70,000,001	080,000,000	0.530	
MIB Na <sub>z</sub> at Plus TD 2-Y Maturity	80,000,001	090,000,000	0.531	
MIB Na <sub>z</sub> at Plus TD 2-Y Maturity	90,000,001	0100,000,000	0.536	
MIB Na <sub>z</sub> at Plus TD 2-Y Maturity	100,000,001	0250,000,000	0.540	
MIB Na <sub>z</sub> at Plus TD 2-Y Maturity	250,000,001	0500,000,000	0.541	
MIB Na <sub>z</sub> at Plus TD 2-Y Maturity	500,000,001	0750,000,000	0.541	
MIB Na <sub>z</sub> at Plus TD 2-Y Maturity	750,000,001	01,000,000,000	0.542	
MIB Na <sub>z</sub> at Plus TD 2-Y Maturity	1,000,000,001	099,999,999,999,999	0.543	
MIB Na <sub>z</sub> at Plus TD 3-Y Monthly	0	025,000	0.323	
MIB Na <sub>z</sub> at Plus TD 3-Y Monthly	25,001	0100,000	0.324	
MIB Na <sub>z</sub> at Plus TD 3-Y Monthly	100,001	0500,000	0.325	3.8266
MIB Na <sub>z</sub> at Plus TD 3-Y Monthly	500,001	01,000,000	0.327	3.8516
MIB Na <sub>z</sub> at Plus TD 3-Y Monthly	1,000,001	05,000,000	0.380	4.4763
MIB Na <sub>z</sub> at Plus TD 3-Y Monthly	5,000,001	010,000,000	0.443	
MIB Na <sub>z</sub> at Plus TD 3-Y Monthly	10,000,001	020,000,000	0.445	5.242
MIB Na <sub>z</sub> at Plus TD 3-Y Monthly	20,000,001	030,000,000	0.446	
MIB Na <sub>z</sub> at Plus TD 3-Y Monthly	30,000,001	040,000,000	0.448	






# Profit Rate Declaration Sheet

Dated: 31-JUL-20

## General Pool

Acct. Description	From Pool	To Pool	Weightages	Profit Rate
MIB Na'at Plus TD 3-Y Monthly	40,000,001	050,000,000	0.449	
MIB Na'at Plus TD 3-Y Monthly	50,000,001	060,000,000	0.485	
MIB Na'at Plus TD 3-Y Monthly	60,000,001	070,000,000	0.518	
MIB Na'at Plus TD 3-Y Monthly	70,000,001	080,000,000	0.526	
MIB Na'at Plus TD 3-Y Monthly	80,000,001	090,000,000	0.537	
MIB Na'at Plus TD 3-Y Monthly	90,000,001	0100,000,000	0.541	
MIB Na'at Plus TD 3-Y Monthly	100,000,001	0250,000,000	0.540	
MIB Na'at Plus TD 3-Y Monthly	250,000,001	0500,000,000	0.541	
MIB Na'at Plus TD 3-Y Monthly	500,000,001	0750,000,000	0.541	
MIB Na'at Plus TD 3-Y Monthly	750,000,001	01,000,000,000	0.542	
MIB Na'at Plus TD 3-Y Monthly	1,000,000,001	099,999,999,999,999	0.543	
MIB Na'at Plus TD 3-Y Quarterly	0	025,000	0.325	
MIB Na'at Plus TD 3-Y Quarterly	25,001	0100,000	0.327	
MIB Na'at Plus TD 3-Y Quarterly	100,001	0500,000	0.328	3.8649
MIB Na'at Plus TD 3-Y Quarterly	500,001	01,000,000	0.329	3.8757
MIB Na'at Plus TD 3-Y Quarterly	1,000,001	05,000,000	0.383	
MIB Na'at Plus TD 3-Y Quarterly	5,000,001	010,000,000	0.446	5.2538
MIB Na'at Plus TD 3-Y Quarterly	10,000,001	020,000,000	0.448	
MIB Na'at Plus TD 3-Y Quarterly	20,000,001	030,000,000	0.449	
MIB Na'at Plus TD 3-Y Quarterly	30,000,001	040,000,000	0.450	
MIB Na'at Plus TD 3-Y Quarterly	40,000,001	050,000,000	0.451	
MIB Na'at Plus TD 3-Y Quarterly	50,000,001	060,000,000	0.488	
MIB Na'at Plus TD 3-Y Quarterly	60,000,001	070,000,000	0.521	
MIB Na'at Plus TD 3-Y Quarterly	70,000,001	080,000,000	0.530	
MIB Na'at Plus TD 3-Y Quarterly	80,000,001	090,000,000	0.538	
MIB Na'at Plus TD 3-Y Quarterly	90,000,001	0100,000,000	0.539	
MIB Na'at Plus TD 3-Y Quarterly	100,000,001	0250,000,000	0.540	
MIB Na'at Plus TD 3-Y Quarterly	250,000,001	0500,000,000	0.541	
MIB Na'at Plus TD 3-Y Quarterly	500,000,001	0750,000,000	0.541	
MIB Na'at Plus TD 3-Y Quarterly	750,000,001	01,000,000,000	0.542	
MIB Na'at Plus TD 3-Y Quarterly	1,000,000,001	099,999,999,999,999	0.543	
MIB Na'mat Plus TD 3-Y Maturity	0	025,000	0.324	
MIB Na'mat Plus TD 3-Y Maturity	25,001	0100,000	0.325	
MIB Na'mat Plus TD 3-Y Maturity	100,001	0500,000	0.327	
MIB Na'mat Plus TD 3-Y Maturity	500,001	01,000,000	0.328	3.8643
MIB Na'mat Plus TD 3-Y Maturity	1,000,001	05,000,000	0.382	
MIB Na'mat Plus TD 3-Y Maturity	5,000,001	010,000,000	0.446	
MIB Na'mat Plus TD 3-Y Maturity	10,000,001	020,000,000	0.495	
MIB Na'mat Plus TD 3-Y Maturity	20,000,001	030,000,000	0.499	
MIB Na'mat Plus TD 3-Y Maturity	30,000,001	040,000,000	0.503	
MIB Na'mat Plus TD 3-Y Maturity	40,000,001	050,000,000	0.511	
MIB Na'mat Plus TD 3-Y Maturity	50,000,001	060,000,000	0.511	
MIB Na'mat Plus TD 3-Y Maturity	60,000,001	070,000,000	0.519	
MIB Na'mat Plus TD 3-Y Maturity	70,000,001	080,000,000	0.527	
MIB Na'mat Plus TD 3-Y Maturity	80,000,001	090,000,000	0.537	
MIB Na'mat Plus TD 3-Y Maturity	90,000,001	0100,000,000	0.539	
MIB Na'mat Plus TD 3-Y Maturity	100,000,001	0250,000,000	0.540	
MIB Na'mat Plus TD 3-Y Maturity	250,000,001	0500,000,000	0.541	
MIB Na'mat Plus TD 3-Y Maturity	500,000,001	0750,000,000	0.541	
MIB Na'mat Plus TD 3-Y Maturity	750,000,001	01,000,000,000	0.542	

Dated: 31-JUL-20

General Pool

Acct. Description	From Pool	To Pool	Weightages	Profit Rate
MIB Na'mat Plus TD 3-Y Maturity	1,000,000,001	099,999,999,999,999	0.543	
MIB Na'at Plus TD 5-Y Monthly	0	025,000	0.324	
MIB Na'at Plus TD 5-Y Monthly	25,001	0100,000	0.325	3.8305
MIB Na'at Plus TD 5-Y Monthly	100,001	0500,000	0.327	3.852
MIB Na'at Plus TD 5-Y Monthly	500,001	01,000,000	0.328	3.8637
MIB Na'at Plus TD 5-Y Monthly	1,000,001	05,000,000	0.382	4.4998
MIB Na'at Plus TD 5-Y Monthly	5,000,001	010,000,000	0.445	
MIB Na'at Plus TD 5-Y Monthly	10,000,001	020,000,000	0.446	
MIB Na'at Plus TD 5-Y Monthly	20,000,001	030,000,000	0.448	
MIB Na'at Plus TD 5-Y Monthly	30,000,001	040,000,000	0.449	
MIB Na'at Plus TD 5-Y Monthly	40,000,001	050,000,000	0.450	
MIB Na'at Plus TD 5-Y Monthly	50,000,001	060,000,000	0.487	
MIB Na'at Plus TD 5-Y Monthly	60,000,001	070,000,000	0.519	
MIB Na'at Plus TD 5-Y Monthly	70,000,001	080,000,000	0.527	
MIB Na'at Plus TD 5-Y Monthly	80,000,001	090,000,000	0.537	
MIB Na'at Plus TD 5-Y Monthly	90,000,001	0100,000,000	0.539	
MIB Na'at Plus TD 5-Y Monthly	100,000,001	0250,000,000	0.540	
MIB Na'at Plus TD 5-Y Monthly	250,000,001	0500,000,000	0.541	
MIB Na'at Plus TD 5-Y Monthly	500,000,001	0750,000,000	0.541	
MIB Na'at Plus TD 5-Y Monthly	750,000,001	01,000,000,000	0.542	
MIB Na'at Plus TD 5-Y Monthly	1,000,000,001	099,999,999,999,999	0.543	
MIB Na'mat Plus TD 5-Y Quarterly	0	025,000	0.328	
MIB Na'mat Plus TD 5-Y Quarterly	25,001	0100,000	0.329	
MIB Na'mat Plus TD 5-Y Quarterly	100,001	0500,000	0.331	
MIB Na'mat Plus TD 5-Y Quarterly	500,001	01,000,000	0.332	
MIB Na'mat Plus TD 5-Y Quarterly	1,000,001	05,000,000	0.386	
MIB Na'mat Plus TD 5-Y Quarterly	5,000,001	010,000,000	0.449	
MIB Na'mat Plus TD 5-Y Quarterly	10,000,001	020,000,000	0.450	
MIB Na'mat Plus TD 5-Y Quarterly	20,000,001	030,000,000	0.451	
MIB Na'mat Plus TD 5-Y Quarterly	30,000,001	040,000,000	0.453	
MIB Na'mat Plus TD 5-Y Quarterly	40,000,001	050,000,000	0.455	
MIB Na'mat Plus TD 5-Y Quarterly	50,000,001	060,000,000	0.490	
MIB Na'mat Plus TD 5-Y Quarterly	60,000,001	070,000,000	0.523	
MIB Na'mat Plus TD 5-Y Quarterly	70,000,001	080,000,000	0.531	
MIB Na'mat Plus TD 5-Y Quarterly	80,000,001	090,000,000	0.537	
MIB Na'mat Plus TD 5-Y Quarterly	90,000,001	0100,000,000	0.539	
MIB Na'mat Plus TD 5-Y Quarterly	100,000,001	0250,000,000	0.540	
MIB Na'mat Plus TD 5-Y Quarterly	250,000,001	0500,000,000	0.541	
MIB Na'mat Plus TD 5-Y Quarterly	500,000,001	0750,000,000	0.541	
MIB Na'mat Plus TD 5-Y Quarterly	750,000,001	01,000,000,000	0.542	
MIB Na'mat Plus TD 5-Y Quarterly	1,000,000,001	099,999,999,999,999	0.543	
MIB Na'at Plus TD 5-Y Maturity	0	025,000	0.325	
MIB Na'at Plus TD 5-Y Maturity	25,001	0100,000	0.327	
MIB Na'at Plus TD 5-Y Maturity	100,001	0500,000	0.328	3.8619
MIB Na'at Plus TD 5-Y Maturity	500,001	01,000,000	0.329	3.8761
MIB Na'at Plus TD 5-Y Maturity	1,000,001	05,000,000	0.383	
MIB Na'at Plus TD 5-Y Maturity	5,000,001	010,000,000	0.448	
MIB Na'at Plus TD 5-Y Maturity	10,000,001	020,000,000	0.496	
MIB Na'at Plus TD 5-Y Maturity	20,000,001	030,000,000	0.500	
MIB Na'at Plus TD 5-Y Maturity	30,000,001	040,000,000	0.505	






# Profit Rate Declaration Sheet

06-AUG-20 16:18:13

Dated: 31-JUL-20

MIB Islamic Bank Ltd.

## General Pool

Acct. Description	From Pool	To Pool	Weightages	Profit Rate
MIB Na'at Plus TD 5-Y Maturity	40,000,001	050,000,000	0.517	
MIB Na'at Plus TD 5-Y Maturity	50,000,001	060,000,000	0.513	
MIB Na'at Plus TD 5-Y Maturity	60,000,001	070,000,000	0.521	
MIB Na'at Plus TD 5-Y Maturity	70,000,001	080,000,000	0.530	
MIB Na'at Plus TD 5-Y Maturity	80,000,001	090,000,000	0.536	
MIB Na'at Plus TD 5-Y Maturity	90,000,001	0100,000,000	0.539	
MIB Na'at Plus TD 5-Y Maturity	100,000,001	0250,000,000	0.540	
MIB Na'at Plus TD 5-Y Maturity	250,000,001	0500,000,000	0.541	
MIB Na'at Plus TD 5-Y Maturity	500,000,001	0750,000,000	0.541	
MIB Na'at Plus TD 5-Y Maturity	750,000,001	01,000,000,000	0.542	
MIB Na'at Plus TD 5-Y Maturity	1,000,000,001	099,999,999,999,999	0.543	
MIB Aasoodgi Term Deposit	0	025,000	0.534	
MIB Aasoodgi Term Deposit	25,001	0100,000	0.534	6.2905
MIB Aasoodgi Term Deposit	100,001	0500,000	0.534	6.2904
MIB Aasoodgi Term Deposit	500,001	01,000,000	0.534	6.2904
MIB Aasoodgi Term Deposit	1,000,001	05,000,000	0.534	6.2904
MIB Aasoodgi Term Deposit	5,000,001	010,000,000	0.534	
MIB Aasoodgi Term Deposit	10,000,001	020,000,000	0.534	
MIB Aasoodgi Term Deposit	20,000,001	030,000,000	0.534	
MIB Aasoodgi Term Deposit	30,000,001	040,000,000	0.534	
MIB Aasoodgi Term Deposit	40,000,001	050,000,000	0.534	
MIB Aasoodgi Term Deposit	50,000,001	060,000,000	0.534	
MIB Aasoodgi Term Deposit	60,000,001	070,000,000	0.534	
MIB Aasoodgi Term Deposit	70,000,001	080,000,000	0.534	
MIB Aasoodgi Term Deposit	80,000,001	090,000,000	0.534	
MIB Aasoodgi Term Deposit	90,000,001	0100,000,000	0.534	
MIB Aasoodgi Term Deposit	100,000,001	0250,000,000	0.534	
MIB Aasoodgi Term Deposit	250,000,001	0500,000,000	0.534	
MIB Aasoodgi Term Deposit	500,000,001	0750,000,000	0.534	
MIB Aasoodgi Term Deposit	750,000,001	01,000,000,000	0.534	
MIB Aasoodgi Term Deposit	1,000,000,001	099,999,999,999,999	0.534	
MIB Na'at Plus TD 2-M Maturity	0	025,000	0.318	
MIB Na'at Plus TD 2-M Maturity	25,001	0100,000	0.320	
MIB Na'at Plus TD 2-M Maturity	100,001	0500,000	0.321	
MIB Na'at Plus TD 2-M Maturity	500,001	01,000,000	0.323	3.8048
MIB Na'at Plus TD 2-M Maturity	1,000,001	05,000,000	0.376	
MIB Na'at Plus TD 2-M Maturity	5,000,001	010,000,000	0.414	
MIB Na'at Plus TD 2-M Maturity	10,000,001	020,000,000	0.478	
MIB Na'at Plus TD 2-M Maturity	20,000,001	030,000,000	0.481	
MIB Na'at Plus TD 2-M Maturity	30,000,001	040,000,000	0.486	
MIB Na'at Plus TD 2-M Maturity	40,000,001	050,000,000	0.492	
MIB Na'at Plus TD 2-M Maturity	50,000,001	060,000,000	0.493	
MIB Na'at Plus TD 2-M Maturity	60,000,001	070,000,000	0.502	
MIB Na'at Plus TD 2-M Maturity	70,000,001	080,000,000	0.510	
MIB Na'at Plus TD 2-M Maturity	80,000,001	090,000,000	0.518	
MIB Na'at Plus TD 2-M Maturity	90,000,001	0100,000,000	0.523	
MIB Na'at Plus TD 2-M Maturity	100,000,001	0250,000,000	0.524	
MIB Na'at Plus TD 2-M Maturity	250,000,001	0500,000,000	0.525	
MIB Na'at Plus TD 2-M Maturity	500,000,001	0750,000,000	0.526	
MIB Na'at Plus TD 2-M Maturity	750,000,001	01,000,000,000	0.527	





# Profit Rate Declaration Sheet

06-AUG-20 16:18:13

Dated: 31-JUL-20

MCB Islamic Bank Ltd.

## General Pool

Acct. Description	From Pool	To Pool	Weightages	Profit Rate
MIB Na'at Plus TD 2-M Maturity	1,000,000,001	099,999,999,999,999	0.528	
CHARITY FUNDS ACCOUNT	0	099,999,999,999,999	0.310	
MODARABA PLACEMENT 6 MONTH (GP)	0	099,999,999,999,999	0.000	
MIB Imaan Foreign Currency Saving Accou	0	099,999,999,999,999	0.040	.4712
MIB Imaan Foreign Currency Saving Accou	0	099,999,999,999,999	0.023	.2709
MIB Imaan Foreign Currency Saving Accou	0	099,999,999,999,999	0.034	.4005
MIB Asaan Saving Account	0	099,999,999,999,999	0.310	3.6517
MIB Barkat Saving Plus Account	0	0100,000	0.331	3.8991
MIB Barkat Saving Plus Account	100,001	0500,000	0.331	3.8991
MIB Barkat Saving Plus Account	500,001	01,000,000	0.331	3.8991
MIB Barkat Saving Plus Account	1,000,001	05,000,000	0.331	3.8991
MIB Barkat Saving Plus Account	5,000,001	010,000,000	0.331	3.8991
MIB Barkat Saving Plus Account	10,000,001	025,000,000	0.331	3.8991
MIB Barkat Saving Plus Account	25,000,001	050,000,000	0.331	3.8991
MIB Barkat Saving Plus Account	50,000,001	0100,000,000	0.331	3.8991
MIB Barkat Saving Plus Account	100,000,001	0200,000,000	0.331	3.8991
MIB Barkat Saving Plus Account	200,000,001	0300,000,000	0.331	
MIB Barkat Saving Plus Account	300,000,001	0500,000,000	0.331	
MIB Barkat Saving Plus Account	500,000,001	01,000,000,000	0.331	3.8991
MIB Barkat Saving Plus Account	1,000,000,001	02,000,000,000	0.331	
MIB Barkat Saving Plus Account	2,000,000,001	099,999,999,999,999	0.331	
MIB Barkat Saving Premium Account	0	01,000,000	0.365	4.2996
MIB Barkat Saving Premium Account	1,000,001	05,000,000	0.374	4.4056
MIB Barkat Saving Premium Account	5,000,001	010,000,000	0.427	5.0299
MIB Barkat Saving Premium Account	10,000,001	050,000,000	0.446	5.2538
MIB Barkat Saving Premium Account	50,000,001	0100,000,000	0.467	5.5011
MIB Barkat Saving Premium Account	100,000,001	0250,000,000	0.489	5.7603
MIB Barkat Saving Premium Account	250,000,001	0500,000,000	0.490	5.7721
MIB Barkat Saving Premium Account	500,000,001	01,000,000,000	0.523	6.1608
MIB Barkat Saving Premium Account	1,000,000,001	099,999,999,999,999	0.533	6.2786
MIB Barkat Super Saving Account	0	0200,000,000	0.382	4.4999
MIB Barkat Super Saving Account	200,000,001	0500,000,000	0.504	5.937
MIB Barkat Super Saving Account	500,000,001	0750,000,000	0.523	
MIB Barkat Super Saving Account	750,000,001	01,000,000,000	0.515	6.0666
MIB Barkat Super Saving Account	1,000,000,001	02,000,000,000	0.522	6.149
MIB Barkat Super Saving Account	2,000,000,001	03,000,000,000	0.528	
MIB Barkat Super Saving Account	3,000,000,001	099,999,999,999,999	0.535	6.3022
MIB Na'mat TD 1-M Maturity	0	099,999,999,999,999	0.316	
MIB Na'mat TD 3-M Maturity	0	099,999,999,999,999	0.324	
MIB Na'at TD 6-M Maturity	0	099,999,999,999,999	0.331	
MIB Na'mat TD 1-Y Maturity	0	099,999,999,999,999	0.400	
MIB Na'mat TD 2-Y Maturity	0	099,999,999,999,999	0.406	
MIB Na'mat TD 3-Y Maturity	0	099,999,999,999	0.411	
MIB Na'mat TD 5-Y Maturity	0	099,999,999,999,999	0.418	
MIB Na'mat TD 1-Y Monthly	0	099,999,999,999,999	0.335	
MIB Na'mat TD 2-Y Monthly	0	099,999,999,999,999	0.336	
MIB Na'mat TD 3-Y Monthly	0	099,999,999,999,999	0.337	
MIB Na'mat TD 5-Y Monthly	0	099,999,999,999,999	0.339	
MIB Na'mat TD 1-Y Quarterly	0	099,999,999,999,999	0.341	
MIB Na'mat TD 2-Y Quarterly	0	099,999,999,999,999	0.343	

## Profit Rate Declaration Sheet

Dated: 31-JUL-20



## General Pool

Acct. Description	From Pool	To Pool	Weightages	Profit Rate
MIB Na'mat TD 3-Y Quarterly	0	099,999,999,999,999	0.345	
MIB Na'mat TD 5-Y Quarterly	0	099,999,999,999,999	0.346	
MIB FI TD 1-M Maturity	0	099,999,999,999,999	0.353	
ADVANCE SECURITY RECEIPT - CAR IJARAH	0	099,999,999,999,999	0.003	.0353
ADVANCE SECURITY RECEIPT - EQUIPMENT IJA	0	099,999,999,999,999	0.003	.0353
ADVANCE SECURITY RECEIPT - LC UNDER MURA	0	099,999,999,999,999	0.003	0
ADVANCE SECURITY RECEIPT - BANK GUARANTE	0	099,999,999,999,999	0.003	.0353
ADVANCE SECURITY RECEIPT - DM OTHER	0	099,999,999,999,999	0.003	.0351
ADVANCE SECURITY RECEIPT - DM STAFF	0	099,999,999,999,999	0.003	.0356
ADVANCE SECURITY RECEIPT - OTHERS	0	099,999,999,999,999	0.003	.0353
ADV SECURITY RECEIPT - ADVANCE RENTALS	0	099,999,999,999,999	0.003	.0354
ADV SEC RECPT-LC UNDER SERVICE IJARAH	0	099,999,999,999,999	0.003	
ADVANCE SECURITY RECEIPT - FCY OTHERS	0	099,999,999,999,999	0.003	
	0	099,999,999,999,999	0.000	
NA'MAT TD A/C - 2 YEARS HALF YEARLY	0	025,000	0.328	
NA'MAT TD A/C - 2 YEARS HALF YEARLY	25,001	0100,000	0.329	
NA'MAT TD A/C - 2 YEARS HALF YEARLY	100,001	0500,000	0.331	
NA'MAT TD A/C - 2 YEARS HALF YEARLY	500,001	01,000,000	0.332	
NA'MAT TD A/C - 2 YEARS HALF YEARLY	1,000,001	05,000,000	0.386	
NA'MAT TD A/C - 2 YEARS HALF YEARLY	5,000,001	010,000,000	0.449	
NA'MAT TD A/C - 2 YEARS HALF YEARLY	5,000,001	010,000,000	0.449	
NA'MAT TD A/C - 2 YEARS HALF YEARLY	10,000,001	020,000,000	0.450	
NA'MAT TD A/C - 2 YEARS HALF YEARLY	20,000,001	030,000,000	0.451	
NA'MAT TD A/C - 2 YEARS HALF YEARLY	30,000,001	040,000,000	0.453	
NA'MAT TD A/C - 2 YEARS HALF YEARLY	40,000,001	050,000,000	0.455	
NA'MAT TD A/C - 2 YEARS HALF YEARLY	50,000,001	060,000,000	0.490	
NA'MAT TD A/C - 2 YEARS HALF YEARLY	50,000,001	060,000,000	0.490	
NA'MAT TD A/C - 2 YEARS HALF YEARLY	60,000,001	070,000,000	0.523	
NA'MAT TD A/C - 2 YEARS HALF YEARLY	60,000,001	070,000,000	0.523	
NA'MAT TD A/C - 2 YEARS HALF YEARLY	70,000,001	080,000,000	0.531	
NA'MAT TD A/C - 2 YEARS HALF YEARLY	80,000,001	090,000,000	0.537	
NA'MAT TD A/C - 2 YEARS HALF YEARLY	90,000,001	0100,000,000	0.539	
NA'MAT TD A/C - 2 YEARS HALF YEARLY	100,000,001	0250,000,000	0.540	
NA'MAT TD A/C - 2 YEARS HALF YEARLY	250,000,001	0500,000,000	0.541	
NA'MAT TD A/C - 2 YEARS HALF YEARLY	500,000,001	0750,000,000	0.541	
NA'MAT TD A/C - 2 YEARS HALF YEARLY	750,000,001	01,000,000,000	0.542	
NA'MAT TD A/C - 2 YEARS HALF YEARLY	1,000,000,001	099,999,999,999,999	0.543	
MIB Atfaal Saving Account	1	099,999,999,999,999	0.337	3.9697
NA'MAT FCY Term Deposit 1 Month Maturity	1,000	025,000	0.019	
NA'MAT FCY Term Deposit 1 Month Maturity	25,001	050,000	0.021	
NA'MAT FCY Term Deposit 1 Month Maturity	50,001	0250,000	0.022	
NA'MAT FCY Term Deposit 1 Month Maturity	250,001	0500,000	0.023	
NA'MAT FCY Term Deposit 1 Month Maturity	500,001	099,999,999,999,999	0.025	
NA'MAT FCY Term Deposit 3 Months Monthly	1,000	025,000	0.021	
NA'MAT FCY Term Deposit 3 Months Monthly	25,001	050,000	0.022	
NA'MAT FCY Term Deposit 3 Months Monthly	50,001	0250,000	0.023	
NA'MAT FCY Term Deposit 3 Months Monthly	250,001	0500,000	0.025	
NA'MAT FCY Term Deposit 3 Months Monthly	500,001	099,999,999,999,999	0.026	
MIB Na'at Plus FCY Term Deposit 3-M Matu	1,000	025,000	0.022	
MIB Na'at Plus FCY Term Deposit 3-M Matu	25,001	050,000	0.023	.271

Dated: 31-JUL-20

General Pool

Acct. Description	From Pool	To Pool	Weightages	Profit Rate
MIB Na'at Plus FCY Term Deposit 3-M Matu	50,001	0250,000	0.025	
MIB Na'at Plus FCY Term Deposit 3-M Matu	250,001	0500,000	0.026	
MIB Na'at Plus FCY Term Deposit 3-M Matu	500,001	099,999,999,999,999	0.028	
Nai'mat Fcy Term Deposit 6Months Monthly	1,000	025,000	0.023	
Nai'mat Fcy Term Deposit 6Months Monthly	25,001	050,000	0.025	
Nai'mat Fcy Term Deposit 6Months Monthly	50,001	0250,000	0.026	
Nai'mat Fcy Term Deposit 6Months Monthly	250,001	0500,000	0.028	
Nai'mat Fcy Term Deposit 6Months Monthly	500,001	099,999,999,999,999	0.029	
MIB Na'at Plus FCY Term Deposit 6-M Matu	1,000	025,000	0.025	
MIB Na'at Plus FCY Term Deposit 6-M Matu	25,001	050,000	0.026	
MIB Na'at Plus FCY Term Deposit 6-M Matu	50,001	0250,000	0.028	
MIB Na'at Plus FCY Term Deposit 6-M Matu	250,001	0500,000	0.029	
MIB Na'at Plus FCY Term Deposit 6-M Matu	500,001	099,999,999,999,999	0.031	
Nai'mat Fcy Term Deposit 1 Year Monthly	1,000	025,000	0.026	
Nai'mat Fcy Term Deposit 1 Year Monthly	25,001	050,000	0.028	
Nai'mat Fcy Term Deposit 1 Year Monthly	50,001	0250,000	0.029	
Nai'mat Fcy Term Deposit 1 Year Monthly	250,001	0500,000	0.031	
Nai'mat Fcy Term Deposit 1 Year Monthly	500,001	099,999,999,999,999	0.032	
MIB Na'at Plus FCY Term Deposit 1-Y Matu	1,000	025,000	0.028	
MIB Na'at Plus FCY Term Deposit 1-Y Matu	25,001	050,000	0.029	
MIB Na'at Plus FCY Term Deposit 1-Y Matu	50,000	0250,000	0.031	.3652
MIB Na'at Plus FCY Term Deposit 1-Y Matu	250,001	0500,000	0.032	
MIB Na'at Plus FCY Term Deposit 1-Y Matu	500,001	099,999,999,999,999	0.033	
Nai'mat Fcy Term Deposit 2 Years Monthly	1,000	025,000	0.029	
Nai'mat Fcy Term Deposit 2 Years Monthly	25,001	050,000	0.031	
Nai'mat Fcy Term Deposit 2 Years Monthly	50,001	0250,000	0.032	
Nai'mat Fcy Term Deposit 2 Years Monthly	250,001	0500,000	0.033	
Nai'mat Fcy Term Deposit 2 Years Monthly	500,001	099,999,999,999,999	0.035	
Nai'mat Fcy Term Deposit 2Years Maturity	1,000	025,000	0.031	
Nai'mat Fcy Term Deposit 2Years Maturity	25,001	050,000	0.032	
Nai'mat Fcy Term Deposit 2Years Maturity	50,001	0250,000	0.033	
Nai'mat Fcy Term Deposit 2Years Maturity	250,001	0500,000	0.035	
Nai'mat Fcy Term Deposit 2Years Maturity	500,001	099,999,999,999,999	0.036	
MIB Na'mat Plus FCY Term Deposit 3-M Mon	1,000	025,000	0.032	
MIB Na'mat Plus FCY Term Deposit 3-M Mon	25,001	050,000	0.033	
MIB Na'mat Plus FCY Term Deposit 3-M Mon	50,001	0250,000	0.035	
MIB Na'mat Plus FCY Term Deposit 3-M Mon	250,001	0500,000	0.036	
MIB Na'mat Plus FCY Term Deposit 3-M Mon	500,001	099,999,999,999,999	0.037	
MIB Na'mat Plus FCY Term Deposit 3-Y Mat	1,000	025,000	0.033	
MIB Na'mat Plus FCY Term Deposit 3-Y Mat	25,001	050,000	0.035	
MIB Na'mat Plus FCY Term Deposit 3-Y Mat	50,001	0250,000	0.036	
MIB Na'mat Plus FCY Term Deposit 3-Y Mat	250,001	0500,000	0.037	
MIB Na'mat Plus FCY Term Deposit 3-Y Mat	500,001	099,999,999,999,999	0.040	
Nai?matFcyTermDeposit1MonthMaturityEURO	1,000	025,000	0.019	
Nai?matFcyTermDeposit1MonthMaturityEURO	25,001	050,000	0.021	
Nai?matFcyTermDeposit1MonthMaturityEURO	50,001	0250,000	0.022	
Nai?matFcyTermDeposit1MonthMaturityEURO	250,001	0500,000	0.023	
Nai?matFcyTermDeposit1MonthMaturityEURO	500,001	099,999,999,999,999	0.025	
Nai?matFcyTermDeposit3Months MonthlyEURO	1,000	025,000	0.021	
Nai?matFcyTermDeposit3Months MonthlyEURO	25,001	050,000	0.022	




Dated: 31-JUL-20

MCB Islamic Bank Ltd.

## General Pool

Acct. Description	From Pool	To Pool	Weightages	Profit Rate
Nai?matFcyTermDeposit3Months MonthlyEURO	50,001	0250,000	0.023	
Nai?matFcyTermDeposit3Months MonthlyEURO	250,001	0500,000	0.025	
Nai?matFcyTermDeposit3Months MonthlyEURO	500,001	099,999,999,999,999	0.026	
Nai?matFcyTermDeposit3MonthsMaturityEURO	1,000	025,000	0.022	
Nai?matFcyTermDeposit3MonthsMaturityEURO	25,001	050,000	0.023	
Nai?matFcyTermDeposit3MonthsMaturityEURO	50,001	0250,000	0.025	
Nai?matFcyTermDeposit3MonthsMaturityEURO	250,001	0500,000	0.026	
Nai?matFcyTermDeposit3MonthsMaturityEURO	500,001	099,999,999,999,999	0.028	
Nai?matFcyTermDeposit6MonthsMonthlyEURO	1,000	025,000	0.023	
Nai?matFcyTermDeposit6MonthsMonthlyEURO	25,001	050,000	0.025	
Nai?matFcyTermDeposit6MonthsMonthlyEURO	50,001	0250,000	0.026	
Nai?matFcyTermDeposit6MonthsMonthlyEURO	250,001	0500,000	0.028	
Nai?matFcyTermDeposit6MonthsMonthlyEURO	500,001	099,999,999,999,999	0.029	
Nai?matFcyTerm Deposit6MonthMaturityEURO	1,000	025,000	0.025	
Nai?matFcyTerm Deposit6MonthMaturityEURO	25,001	050,000	0.026	
Nai?matFcyTerm Deposit6MonthMaturityEURO	50,001	0250,000	0.028	
Nai?matFcyTerm Deposit6MonthMaturityEURO	250,001	0500,000	0.029	
Nai?matFcyTerm Deposit6MonthMaturityEURO	500,001	099,999,999,999,999	0.031	
Nai?matFcyTermDeposit1YearMonthlyEURO	1,000	025,000	0.026	
Nai?matFcyTermDeposit1YearMonthlyEURO	25,001	050,000	0.028	
Nai?matFcyTermDeposit1YearMonthlyEURO	50,001	0250,000	0.029	
Nai?matFcyTermDeposit1YearMonthlyEURO	250,001	0500,000	0.032	
Nai?matFcyTermDeposit1YearMonthlyEURO	500,001	099,999,999,999,999	0.032	
Nai?matFcyTermDeposit1YearMaturityEURO	1,000	025,000	0.028	
Nai?matFcyTermDeposit1YearMaturityEURO	25,001	050,000	0.029	
Nai?matFcyTermDeposit1YearMaturityEURO	50,001	0250,000	0.031	
Nai?matFcyTermDeposit1YearMaturityEURO	250,001	0500,000	0.032	.3769
Nai?matFcyTermDeposit1YearMaturityEURO	500,001	099,999,999,999,999	0.033	
Nai?matFcyTermDeposit2YearsMonthlyEURO	1,000	025,000	0.029	
Nai?matFcyTermDeposit2YearsMonthlyEURO	25,001	050,000	0.031	
Nai?matFcyTermDeposit2YearsMonthlyEURO	50,001	0250,000	0.032	
Nai?matFcyTermDeposit2YearsMonthlyEURO	250,001	0500,000	0.033	
Nai?matFcyTermDeposit2YearsMonthlyEURO	500,001	099,999,999,999,999	0.035	
Nai?matFcyTermDeposit2YearsMaturityEURO	1,000	025,000	0.031	
Nai?matFcyTermDeposit2YearsMaturityEURO	25,001	050,000	0.032	
Nai?matFcyTermDeposit2YearsMaturityEURO	50,001	0250,000	0.033	
Nai?matFcyTermDeposit2YearsMaturityEURO	250,001	0500,000	0.035	
Nai?matFcyTermDeposit2YearsMaturityEURO	500,001	099,999,999,999,999	0.036	
Nai?matFcyTermDeposit3YearsMonthlyEURO	1,000	025,000	0.032	
Nai?matFcyTermDeposit3YearsMonthlyEURO	25,001	050,000	0.033	
Nai?matFcyTermDeposit3YearsMonthlyEURO	50,001	0250,000	0.035	
Nai?matFcyTermDeposit3YearsMonthlyEURO	250,001	0500,000	0.036	
Nai?matFcyTermDeposit3YearsMonthlyEURO	500,001	099,999,999,999,999	0.037	
Nai?matFcyTermDeposit3YearsMaturityEURO	1,000	025,000	0.033	
Nai?matFcyTermDeposit3YearsMaturityEURO	25,001	050,000	0.035	
Nai?matFcyTermDeposit3YearsMaturityEURO	50,001	0250,000	0.036	
Nai?matFcyTermDeposit3YearsMaturityEURO	250,001	0500,000	0.037	
Nai?matFcyTermDeposit3YearsMaturityEURO	500,001	099,999,999,999,999	0.040	
Nai?matFcyTermDeposit1MonthMaturityGBP	1,000	025,000	0.019	
Nai?matFcyTermDeposit1MonthMaturityGBP	25,001	050,000	0.021	






# Profit Rate Declaration Sheet

06-AUG-20 16:18:13

Dated: 31-JUL-20

MIB Islamic Bank Ltd.

## General Pool

Acct. Description	From Pool	To Pool	Weightages	Profit Rate
Nai?matFcyTermDeposit1MonthMaturityGBP	50,001	0250,000	0.022	
Nai?matFcyTermDeposit1MonthMaturityGBP	250,001	0500,000	0.023	
Nai?matFcyTermDeposit1MonthMaturityGBP	500,001	099,999,999,999,999	0.025	
Nai?matFcyTermDeposit3Months MonthlyGBP	1,000	025,000	0.021	
Nai?matFcyTermDeposit3Months MonthlyGBP	25,001	050,000	0.022	
Nai?matFcyTermDeposit3Months MonthlyGBP	50,001	0250,000	0.023	
Nai?matFcyTermDeposit3Months MonthlyGBP	250,001	0500,000	0.025	
Nai?matFcyTermDeposit3Months MonthlyGBP	500,001	099,999,999,999,999	0.026	
Nai?matFcyTermDeposit3MonthsMaturityGBP	1,000	025,000	0.022	
Nai?matFcyTermDeposit3MonthsMaturityGBP	25,001	050,000	0.023	
Nai?matFcyTermDeposit3MonthsMaturityGBP	50,001	0250,000	0.025	
Nai?matFcyTermDeposit3MonthsMaturityGBP	250,001	0500,000	0.026	
Nai?matFcyTermDeposit3MonthsMaturityGBP	500,001	099,999,999,999,999	0.028	
Nai?matFcyTermDeposit6MonthsMonthlyGBP	1,000	025,000	0.023	
Nai?matFcyTermDeposit6MonthsMonthlyGBP	25,001	050,000	0.025	
Nai?matFcyTermDeposit6MonthsMonthlyGBP	50,001	0250,000	0.026	
Nai?matFcyTermDeposit6MonthsMonthlyGBP	250,001	0500,000	0.028	
Nai?matFcyTermDeposit6MonthsMonthlyGBP	500,001	099,999,999,999,999	0.029	
Nai?matFcyTerm Deposit6MonthMaturityGBP	1,000	025,000	0.025	
Nai?matFcyTerm Deposit6MonthMaturityGBP	25,001	050,000	0.026	
Nai?matFcyTerm Deposit6MonthMaturityGBP	50,001	0250,000	0.028	
Nai?matFcyTerm Deposit6MonthMaturityGBP	250,001	0500,000	0.029	
Nai?matFcyTerm Deposit6MonthMaturityGBP	500,001	099,999,999,999,999	0.031	
Nai?matFcyTermDeposit1YearMonthlyGBP	1,000	025,000	0.026	
Nai?matFcyTermDeposit1YearMonthlyGBP	25,001	050,000	0.028	
Nai?matFcyTermDeposit1YearMonthlyGBP	50,001	0250,000	0.029	
Nai?matFcyTermDeposit1YearMonthlyGBP	250,001	0500,000	0.031	
Nai?matFcyTermDeposit1YearMonthlyGBP	500,001	099,999,999,999,999	0.032	
Nai?matFcyTermDeposit1YearMaturityGBP	1,000	025,000	0.028	
Nai?matFcyTermDeposit1YearMaturityGBP	25,001	050,000	0.029	
Nai?matFcyTermDeposit1YearMaturityGBP	50,001	0250,000	0.031	
Nai?matFcyTermDeposit1YearMaturityGBP	250,001	0500,000	0.032	
Nai?matFcyTermDeposit1YearMaturityGBP	500,001	099,999,999,999,999	0.033	
Nai?matFcyTermDeposit2YearsMonthlyGBP	1,000	025,000	0.029	
Nai?matFcyTermDeposit2YearsMonthlyGBP	25,001	050,000	0.031	
Nai?matFcyTermDeposit2YearsMonthlyGBP	50,001	0250,000	0.032	
Nai?matFcyTermDeposit2YearsMonthlyGBP	250,001	0500,000	0.033	
Nai?matFcyTermDeposit2YearsMonthlyGBP	500,001	099,999,999,999,999	0.035	
Nai?matFcyTermDeposit2YearsMaturityGBP	1,000	025,000	0.031	
Nai?matFcyTermDeposit2YearsMaturityGBP	25,001	050,000	0.032	
Nai?matFcyTermDeposit2YearsMaturityGBP	50,001	0250,000	0.033	
Nai?matFcyTermDeposit2YearsMaturityGBP	250,001	0500,000	0.035	
Nai?matFcyTermDeposit2YearsMaturityGBP	500,001	099,999,999,999,999	0.036	
Nai?matFcyTermDeposit3YearsMonthlyGBP	1,000	025,000	0.032	
Nai?matFcyTermDeposit3YearsMonthlyGBP	25,001	050,000	0.033	
Nai?matFcyTermDeposit3YearsMonthlyGBP	50,001	0250,000	0.035	
Nai?matFcyTermDeposit3YearsMonthlyGBP	250,001	0500,000	0.036	
Nai?matFcyTermDeposit3YearsMonthlyGBP	500,001	099,999,999,999,999	0.037	
Nai?matFcyTermDeposit3YearsMaturityGBP	1,000	025,000	0.033	
Nai?matFcyTermDeposit3YearsMaturityGBP	25,001	050,000	0.035	


Dated: 31-JUL-20

MCB Islamic Bank Ltd.

## General Pool


Acct. Description	From Pool	To Pool	Weightages	Profit Rate
Nai?matFcyTermDeposit3YearsMaturityGBP	50,001	0250,000	0.036	
Nai?matFcyTermDeposit3YearsMaturityGBP	250,001	0500,000	0.037	
Nai?matFcyTermDeposit3YearsMaturityGBP	500,001	099,999,999,999,999	0.040	
MIB Na'mat Premium Plus TD 1-Y monthly	500,000	05,000,000	0.532	6.2668
MIB Na'mat Premium Plus TD 1-Y monthly	5,000,001	010,000,000	0.534	6.2904
MIB Na'mat Premium Plus TD 1-Y monthly	10,000,001	099,999,999,999,999	0.540	6.3611
MIB Na'mat Premium Plus TD 3-Y monthly	500,000	05,000,000	0.534	6.2904
MIB Na'mat Premium Plus TD 3-Y monthly	5,000,001	010,000,000	0.540	6.3611
MIB Na'mat Premium Plus TD 3-Y monthly	10,000,001	099,999,999,999,999	0.544	6.4082
MIB Na'mat Plus FCY Term Deposit 3-M Mon	1,000	025,000	0.021	
MIB Na'mat Plus FCY Term Deposit 3-M Mon	25,001	050,000	0.022	
MIB Na'mat Plus FCY Term Deposit 3-M Mon	50,001	0250,000	0.023	
MIB Na'mat Plus FCY Term Deposit 3-M Mon	250,001	0500,000	0.025	
MIB Na'mat Plus FCY Term Deposit 3-M Mon	500,001	099,999,999,999,999	0.026	
SBP-ILTFF SAVINGS ACCOUNT UPTO 3Y - CIRC	0	099,999,999,999,999	0.382	
SBP-ILTFF SAVINGS ACCOUNT MORE THAN 3 &	0	099,999,999,999,999	0.297	
SBP-ILTFF SAVINGS ACCOUNT MORE THAN 5 &	0	099,999,999,999,999	0.255	3.0038
SBP- IWS SAVINGS ACCOUNT ATL BORROWER CO	0	099,999,999,999,999	0.003	.0353
SBP-IWS SAVINGS ACCOUNT ATL BORROWER SME	0	099,999,999,999,999	0.003	.0354
SBP-IWS NON-ATL BORROWER CORP COMM - CIR	0	099,999,999,999,999	0.170	
SBP-IWS NON-ATL BORROWER SME - CIRC. 07	0	099,999,999,999,999	0.085	
<b>Total:</b>			<b>224.383</b>	<b>4.4856</b>

PREPARED BY:



DEPARTMENT HEAD FCG – POOL MANAGEMENT

RECOMMENDED BY:




KAMRAN HAMEED - DIVISION HEAD – FCG

APPROVED BY:



MUFTI SYED SABIR HUSSAIN  
RESIDENT SHARI'AH BOARD MEMBER



SYED IFTIKHAR HUSSAIN RIZVI  
CHIEF FINANCIAL OFFICER