



Profit Rate Declaration Sheet

04-SEP-19 14:33:40

Dated: 31-AUG-19

General Pool

Acct. Description	From Pool	To Pool	Weightages	Profit Rate
MIB Imaan Saving Account	0	099,999,999,999,999	0.331	4.4952
MIB Barkat Saving Account	0	025,000	0.344	4.6718
MIB Barkat Saving Account	25,001	0100,000	0.345	4.6853
MIB Barkat Saving Account	100,001	0500,000	0.346	4.6989
MIB Barkat Saving Account	500,001	01,000,000	0.347	4.7125
MIB Barkat Saving Account	1,000,001	05,000,000	0.352	4.7804
MIB Barkat Saving Account	5,000,001	010,000,000	0.357	4.8483
MIB Barkat Saving Account	10,000,001	020,000,000	0.362	4.9162
MIB Barkat Saving Account	20,000,001	030,000,000	0.367	4.9841
MIB Barkat Saving Account	30,000,001	040,000,000	0.372	5.052
MIB Barkat Saving Account	40,000,001	050,000,000	0.377	5.1199
MIB Barkat Saving Account	50,000,001	060,000,000	0.382	5.1878
MIB Barkat Saving Account	60,000,001	070,000,000	0.387	5.2557
MIB Barkat Saving Account	70,000,001	080,000,000	0.392	
MIB Barkat Saving Account	80,000,001	090,000,000	0.397	5.3915
MIB Barkat Saving Account	90,000,001	0100,000,000	0.402	
MIB Barkat Saving Account	100,000,001	0250,000,000	0.407	5.5273
MIB Barkat Saving Account	250,000,001	0500,000,000	0.412	
MIB Barkat Saving Account	500,000,001	0750,000,000	0.417	
MIB Barkat Saving Account	750,000,001	01,000,000,000	0.422	
MIB Barkat Saving Account	1,000,000,001	099,999,999,999,999	0.427	
MIB Na'imat Plus TD 1-M Maturity	0	025,000	0.356	4.9452
MIB Na'imat Plus TD 1-M Maturity	25,001	0100,000	0.357	4.8478
MIB Na'imat Plus TD 1-M Maturity	100,001	0500,000	0.358	4.8617
MIB Na'imat Plus TD 1-M Maturity	500,001	01,000,000	0.359	4.8755
MIB Na'imat Plus TD 1-M Maturity	1,000,001	05,000,000	0.360	4.889
MIB Na'imat Plus TD 1-M Maturity	5,000,001	010,000,000	0.595	8.0805
MIB Na'imat Plus TD 1-M Maturity	10,000,001	020,000,000	0.600	8.1484
MIB Na'imat Plus TD 1-M Maturity	20,000,001	030,000,000	0.605	8.2163
MIB Na'imat Plus TD 1-M Maturity	30,000,001	040,000,000	0.610	8.2842
MIB Na'imat Plus TD 1-M Maturity	40,000,001	050,000,000	0.615	8.3521
MIB Na'imat Plus TD 1-M Maturity	50,000,001	060,000,000	0.630	
MIB Na'imat Plus TD 1-M Maturity	60,000,001	070,000,000	0.635	8.6237
MIB Na'imat Plus TD 1-M Maturity	70,000,001	080,000,000	0.640	
MIB Na'imat Plus TD 1-M Maturity	80,000,001	090,000,000	0.645	8.7595
MIB Na'imat Plus TD 1-M Maturity	90,000,001	0100,000,000	0.650	8.8274
MIB Na'imat Plus TD 1-M Maturity	100,000,001	0250,000,000	0.846	11.4892
MIB Na'imat Plus TD 1-M Maturity	250,000,001	0500,000,000	0.847	11.5028
MIB Na'imat Plus TD 1-M Maturity	500,000,001	0750,000,000	0.870	11.8152
MIB Na'imat Plus TD 1-M Maturity	750,000,001	01,000,000,000	0.873	
MIB Na'imat Plus TD 1-M Maturity	1,000,000,001	099,999,999,999,999	0.874	
MIB Na'imat Plus TD 3-M Maturity	0	025,000	0.361	4.9077
MIB Na'imat Plus TD 3-M Maturity	25,001	0100,000	0.362	4.9171
MIB Na'imat Plus TD 3-M Maturity	100,001	0500,000	0.363	4.9295
MIB Na'imat Plus TD 3-M Maturity	500,001	01,000,000	0.364	4.9433
MIB Na'imat Plus TD 3-M Maturity	1,000,001	05,000,000	0.365	4.957
MIB Na'imat Plus TD 3-M Maturity	5,000,001	010,000,000	0.600	8.1484
MIB Na'imat Plus TD 3-M Maturity	10,000,001	020,000,000	0.605	8.2163
MIB Na'imat Plus TD 3-M Maturity	20,000,001	030,000,000	0.610	8.2842
MIB Na'imat Plus TD 3-M Maturity	30,000,001	040,000,000	0.615	8.3521

Handwritten signature

Handwritten signature

Handwritten signature



Profit Rate Declaration Sheet

04-SEP-19 14:33:40

Dated: 31-AUG-19

MCB Islamic Bank Ltd.

General Pool

Acct. Description	From Pool	To Pool	Weightages	Profit Rate
MIB Na ₂ at Plus TD 3-M Maturity	40,000,001	050,000,000	0.620	8.42
MIB Na ₂ at Plus TD 3-M Maturity	50,000,001	060,000,000	0.635	
MIB Na ₂ at Plus TD 3-M Maturity	60,000,001	070,000,000	0.640	8.6916
MIB Na ₂ at Plus TD 3-M Maturity	70,000,001	080,000,000	0.645	8.7595
MIB Na ₂ at Plus TD 3-M Maturity	80,000,001	090,000,000	0.650	
MIB Na ₂ at Plus TD 3-M Maturity	90,000,001	0100,000,000	0.655	8.8953
MIB Na ₂ at Plus TD 3-M Maturity	100,000,001	0250,000,000	0.884	12.0053
MIB Na ₂ at Plus TD 3-M Maturity	250,000,001	0500,000,000	0.892	12.114
MIB Na ₂ at Plus TD 3-M Maturity	500,000,001	0750,000,000	0.895	12.1547
MIB Na ₂ at Plus TD 3-M Maturity	750,000,001	01,000,000,000	0.896	
MIB Na ₂ at Plus TD 3-M Maturity	1,000,000,001	099,999,999,999	0.897	
MIB Na ₂ at Plus TD 3-M Monthly	0	025,000	0.359	
MIB Na ₂ at Plus TD 3-M Monthly	25,001	0100,000	0.360	
MIB Na ₂ at Plus TD 3-M Monthly	100,001	0500,000	0.361	4.9028
MIB Na ₂ at Plus TD 3-M Monthly	500,001	01,000,000	0.362	4.9164
MIB Na ₂ at Plus TD 3-M Monthly	1,000,001	05,000,000	0.363	4.9297
MIB Na ₂ at Plus TD 3-M Monthly	5,000,001	010,000,000	0.598	8.1212
MIB Na ₂ at Plus TD 3-M Monthly	10,000,001	020,000,000	0.603	8.1891
MIB Na ₂ at Plus TD 3-M Monthly	20,000,001	030,000,000	0.608	8.2571
MIB Na ₂ at Plus TD 3-M Monthly	30,000,001	040,000,000	0.613	8.3249
MIB Na ₂ at Plus TD 3-M Monthly	40,000,001	050,000,000	0.618	8.3929
MIB Na ₂ at Plus TD 3-M Monthly	50,000,001	060,000,000	0.633	8.5966
MIB Na ₂ at Plus TD 3-M Monthly	60,000,001	070,000,000	0.638	
MIB Na ₂ at Plus TD 3-M Monthly	70,000,001	080,000,000	0.643	
MIB Na ₂ at Plus TD 3-M Monthly	80,000,001	090,000,000	0.648	
MIB Na ₂ at Plus TD 3-M Monthly	90,000,001	0100,000,000	0.653	
MIB Na ₂ at Plus TD 3-M Monthly	100,000,001	0250,000,000	0.849	
MIB Na ₂ at Plus TD 3-M Monthly	250,000,001	0500,000,000	0.850	
MIB Na ₂ at Plus TD 3-M Monthly	500,000,001	0750,000,000	0.873	
MIB Na ₂ at Plus TD 3-M Monthly	750,000,001	01,000,000,000	0.876	
MIB Na ₂ at Plus TD 3-M Monthly	1,000,000,001	099,999,999,999	0.877	
MIB Na ₂ at Plus TD 6-M Monthly	0	025,000	0.360	
MIB Na ₂ at Plus TD 6-M Monthly	25,001	0100,000	0.361	
MIB Na ₂ at Plus TD 6-M Monthly	100,001	0500,000	0.362	4.9166
MIB Na ₂ at Plus TD 6-M Monthly	500,001	01,000,000	0.363	4.9295
MIB Na ₂ at Plus TD 6-M Monthly	1,000,001	05,000,000	0.364	4.9432
MIB Na ₂ at Plus TD 6-M Monthly	5,000,001	010,000,000	0.599	8.1348
MIB Na ₂ at Plus TD 6-M Monthly	10,000,001	020,000,000	0.604	8.2027
MIB Na ₂ at Plus TD 6-M Monthly	20,000,001	030,000,000	0.609	8.2706
MIB Na ₂ at Plus TD 6-M Monthly	30,000,001	040,000,000	0.614	
MIB Na ₂ at Plus TD 6-M Monthly	40,000,001	050,000,000	0.619	
MIB Na ₂ at Plus TD 6-M Monthly	50,000,001	060,000,000	0.634	
MIB Na ₂ at Plus TD 6-M Monthly	60,000,001	070,000,000	0.639	
MIB Na ₂ at Plus TD 6-M Monthly	70,000,001	080,000,000	0.644	8.746
MIB Na ₂ at Plus TD 6-M Monthly	80,000,001	090,000,000	0.649	
MIB Na ₂ at Plus TD 6-M Monthly	90,000,001	0100,000,000	0.654	
MIB Na ₂ at Plus TD 6-M Monthly	100,000,001	0250,000,000	0.850	
MIB Na ₂ at Plus TD 6-M Monthly	250,000,001	0500,000,000	0.851	
MIB Na ₂ at Plus TD 6-M Monthly	500,000,001	0750,000,000	0.874	
MIB Na ₂ at Plus TD 6-M Monthly	750,000,001	01,000,000,000	0.877	

Handwritten initials

Handwritten signature

Handwritten signature



Profit Rate Declaration Sheet

04-SEP-19 14:33:40

Dated: 31-AUG-19

MCB Islamic Bank Ltd.

General Pool

Acct. Description	From Pool	To Pool	Weightages	Profit Rate
MIB Na ₂ at Plus TD 6-M Monthly	1,000,000,001	099,999,999,999,999	0.878	
MIB Na ₂ at Plus TD 6-M Maturity	0	025,000	0.362	4.9216
MIB Na ₂ at Plus TD 6-M Maturity	25,001	0100,000	0.363	4.9275
MIB Na ₂ at Plus TD 6-M Maturity	100,001	0500,000	0.364	4.9431
MIB Na ₂ at Plus TD 6-M Maturity	500,001	01,000,000	0.365	4.9569
MIB Na ₂ at Plus TD 6-M Maturity	1,000,001	05,000,000	0.366	4.9705
MIB Na ₂ at Plus TD 6-M Maturity	5,000,001	010,000,000	0.601	8.162
MIB Na ₂ at Plus TD 6-M Maturity	10,000,001	020,000,000	0.606	8.2299
MIB Na ₂ at Plus TD 6-M Maturity	20,000,001	030,000,000	0.611	
MIB Na ₂ at Plus TD 6-M Maturity	30,000,001	040,000,000	0.616	
MIB Na ₂ at Plus TD 6-M Maturity	40,000,001	050,000,000	0.621	8.4336
MIB Na ₂ at Plus TD 6-M Maturity	50,000,001	060,000,000	0.636	
MIB Na ₂ at Plus TD 6-M Maturity	60,000,001	070,000,000	0.641	8.7052
MIB Na ₂ at Plus TD 6-M Maturity	70,000,001	080,000,000	0.646	
MIB Na ₂ at Plus TD 6-M Maturity	80,000,001	090,000,000	0.651	
MIB Na ₂ at Plus TD 6-M Maturity	90,000,001	0100,000,000	0.656	
MIB Na ₂ at Plus TD 6-M Maturity	100,000,001	0250,000,000	0.885	12.0189
MIB Na ₂ at Plus TD 6-M Maturity	250,000,001	0500,000,000	0.893	
MIB Na ₂ at Plus TD 6-M Maturity	500,000,001	0750,000,000	0.896	
MIB Na ₂ at Plus TD 6-M Maturity	750,000,001	01,000,000,000	0.897	
MIB Na ₂ at Plus TD 6-M Maturity	1,000,000,001	099,999,999,999,999	0.898	
MIB Na ₂ at Plus TD 1-Y Monthly	0	025,000	0.363	
MIB Na ₂ at Plus TD 1-Y Monthly	25,001	0100,000	0.364	4.943
MIB Na ₂ at Plus TD 1-Y Monthly	100,001	0500,000	0.365	4.957
MIB Na ₂ at Plus TD 1-Y Monthly	500,001	01,000,000	0.366	4.9705
MIB Na ₂ at Plus TD 1-Y Monthly	1,000,001	05,000,000	0.646	8.7731
MIB Na ₂ at Plus TD 1-Y Monthly	5,000,001	010,000,000	0.651	8.841
MIB Na ₂ at Plus TD 1-Y Monthly	10,000,001	020,000,000	0.656	8.9089
MIB Na ₂ at Plus TD 1-Y Monthly	20,000,001	030,000,000	0.661	8.9768
MIB Na ₂ at Plus TD 1-Y Monthly	30,000,001	040,000,000	0.666	9.0447
MIB Na ₂ at Plus TD 1-Y Monthly	40,000,001	050,000,000	0.671	
MIB Na ₂ at Plus TD 1-Y Monthly	50,000,001	060,000,000	0.681	9.2484
MIB Na ₂ at Plus TD 1-Y Monthly	60,000,001	070,000,000	0.686	
MIB Na ₂ at Plus TD 1-Y Monthly	70,000,001	080,000,000	0.691	
MIB Na ₂ at Plus TD 1-Y Monthly	80,000,001	090,000,000	0.696	
MIB Na ₂ at Plus TD 1-Y Monthly	90,000,001	0100,000,000	0.706	
MIB Na ₂ at Plus TD 1-Y Monthly	100,000,001	0250,000,000	0.886	12.0325
MIB Na ₂ at Plus TD 1-Y Monthly	250,000,001	0500,000,000	0.894	
MIB Na ₂ at Plus TD 1-Y Monthly	500,000,001	0750,000,000	0.895	
MIB Na ₂ at Plus TD 1-Y Monthly	750,000,001	01,000,000,000	0.896	
MIB Na ₂ at Plus TD 1-Y Monthly	1,000,000,001	099,999,999,999,999	0.897	
MIB Na ₂ at Plus TD 1-Y Quarterly	0	025,000	0.365	4.9452
MIB Na ₂ at Plus TD 1-Y Quarterly	25,001	0100,000	0.366	4.9674
MIB Na ₂ at Plus TD 1-Y Quarterly	100,001	0500,000	0.367	4.9839
MIB Na ₂ at Plus TD 1-Y Quarterly	500,001	01,000,000	0.368	4.9976
MIB Na ₂ at Plus TD 1-Y Quarterly	1,000,001	05,000,000	0.648	8.8003
MIB Na ₂ at Plus TD 1-Y Quarterly	5,000,001	010,000,000	0.653	8.8682
MIB Na ₂ at Plus TD 1-Y Quarterly	10,000,001	020,000,000	0.658	
MIB Na ₂ at Plus TD 1-Y Quarterly	20,000,001	030,000,000	0.663	9.004
MIB Na ₂ at Plus TD 1-Y Quarterly	30,000,001	040,000,000	0.668	



Profit Rate Declaration Sheet

04-SEP-19 14:33:40

Dated: 31-AUG-19

MCB Islamic Bank Ltd.

General Pool

Acct. Description	From Pool	To Pool	Weightages	Profit Rate
MIB Na _z at Plus TD 1-Y Quarterly	40,000,001	050,000,000	0.673	
MIB Na _z at Plus TD 1-Y Quarterly	50,000,001	060,000,000	0.683	
MIB Na _z at Plus TD 1-Y Quarterly	60,000,001	070,000,000	0.688	
MIB Na _z at Plus TD 1-Y Quarterly	70,000,001	080,000,000	0.693	
MIB Na _z at Plus TD 1-Y Quarterly	80,000,001	090,000,000	0.698	
MIB Na _z at Plus TD 1-Y Quarterly	90,000,001	0100,000,000	0.708	
MIB Na _z at Plus TD 1-Y Quarterly	100,000,001	0250,000,000	0.902	12.2498
MIB Na _z at Plus TD 1-Y Quarterly	250,000,001	0500,000,000	0.895	
MIB Na _z at Plus TD 1-Y Quarterly	500,000,001	0750,000,000	0.896	
MIB Na _z at Plus TD 1-Y Quarterly	750,000,001	01,000,000,000	0.897	
MIB Na _z at Plus TD 1-Y Quarterly	1,000,000,001	099,999,999,999,999	0.898	
MIB Na _z at Plus TD 1-Y Maturity	0	025,000	0.366	4.966
MIB Na _z at Plus TD 1-Y Maturity	25,001	0100,000	0.367	4.9855
MIB Na _z at Plus TD 1-Y Maturity	100,001	0500,000	0.368	4.9978
MIB Na _z at Plus TD 1-Y Maturity	500,001	01,000,000	0.369	5.0113
MIB Na _z at Plus TD 1-Y Maturity	1,000,001	05,000,000	0.649	8.8139
MIB Na _z at Plus TD 1-Y Maturity	5,000,001	010,000,000	0.654	8.8818
MIB Na _z at Plus TD 1-Y Maturity	10,000,001	020,000,000	0.659	8.9497
MIB Na _z at Plus TD 1-Y Maturity	20,000,001	030,000,000	0.664	9.0176
MIB Na _z at Plus TD 1-Y Maturity	30,000,001	040,000,000	0.669	
MIB Na _z at Plus TD 1-Y Maturity	40,000,001	050,000,000	0.674	9.1534
MIB Na _z at Plus TD 1-Y Maturity	50,000,001	060,000,000	0.684	9.2892
MIB Na _z at Plus TD 1-Y Maturity	60,000,001	070,000,000	0.689	
MIB Na _z at Plus TD 1-Y Maturity	70,000,001	080,000,000	0.694	
MIB Na _z at Plus TD 1-Y Maturity	80,000,001	090,000,000	0.699	
MIB Na _z at Plus TD 1-Y Maturity	90,000,001	0100,000,000	0.709	9.6287
MIB Na _z at Plus TD 1-Y Maturity	100,000,001	0250,000,000	0.903	12.2634
MIB Na _z at Plus TD 1-Y Maturity	250,000,001	0500,000,000	0.896	
MIB Na _z at Plus TD 1-Y Maturity	500,000,001	0750,000,000	0.897	
MIB Na _z at Plus TD 1-Y Maturity	750,000,001	01,000,000,000	0.898	
MIB Na _z at Plus TD 1-Y Maturity	1,000,000,001	099,999,999,999,999	0.899	12.209
MIB Na _z at Plus TD 2-Y Monthly	0	025,000	0.365	
MIB Na _z at Plus TD 2-Y Monthly	25,001	0100,000	0.366	4.9717
MIB Na _z at Plus TD 2-Y Monthly	100,001	0500,000	0.367	4.9843
MIB Na _z at Plus TD 2-Y Monthly	500,001	01,000,000	0.368	
MIB Na _z at Plus TD 2-Y Monthly	1,000,001	05,000,000	0.648	
MIB Na _z at Plus TD 2-Y Monthly	5,000,001	010,000,000	0.653	
MIB Na _z at Plus TD 2-Y Monthly	10,000,001	020,000,000	0.658	
MIB Na _z at Plus TD 2-Y Monthly	20,000,001	030,000,000	0.663	
MIB Na _z at Plus TD 2-Y Monthly	30,000,001	040,000,000	0.668	
MIB Na _z at Plus TD 2-Y Monthly	40,000,001	050,000,000	0.673	
MIB Na _z at Plus TD 2-Y Monthly	50,000,001	060,000,000	0.683	
MIB Na _z at Plus TD 2-Y Monthly	60,000,001	070,000,000	0.688	
MIB Na _z at Plus TD 2-Y Monthly	70,000,001	080,000,000	0.693	
MIB Na _z at Plus TD 2-Y Monthly	80,000,001	090,000,000	0.698	
MIB Na _z at Plus TD 2-Y Monthly	90,000,001	0100,000,000	0.708	
MIB Na _z at Plus TD 2-Y Monthly	100,000,001	0250,000,000	0.888	
MIB Na _z at Plus TD 2-Y Monthly	250,000,001	0500,000,000	0.896	
MIB Na _z at Plus TD 2-Y Monthly	500,000,001	0750,000,000	0.897	
MIB Na _z at Plus TD 2-Y Monthly	750,000,001	01,000,000,000	0.898	



Profit Rate Declaration Sheet

04-SEP-19 14:33:40

Dated: 31-AUG-19

General Pool

Acct. Description	From Pool	To Pool	Weightages	Profit Rate
MIB Na ₂ at Plus TD 2-Y Monthly	1,000,000,001	099,999,999,999,999	0.899	
MIB Na ₂ at Plus TD 2-Y Quarterly	0	025,000	0.367	
MIB Na ₂ at Plus TD 2-Y Quarterly	25,001	0100,000	0.368	4.9923
MIB Na ₂ at Plus TD 2-Y Quarterly	100,001	0500,000	0.369	5.0112
MIB Na ₂ at Plus TD 2-Y Quarterly	500,001	01,000,000	0.370	5.0248
MIB Na ₂ at Plus TD 2-Y Quarterly	1,000,001	05,000,000	0.650	
MIB Na ₂ at Plus TD 2-Y Quarterly	5,000,001	010,000,000	0.655	
MIB Na ₂ at Plus TD 2-Y Quarterly	10,000,001	020,000,000	0.660	
MIB Na ₂ at Plus TD 2-Y Quarterly	20,000,001	030,000,000	0.665	
MIB Na ₂ at Plus TD 2-Y Quarterly	30,000,001	040,000,000	0.670	
MIB Na ₂ at Plus TD 2-Y Quarterly	40,000,001	050,000,000	0.675	
MIB Na ₂ at Plus TD 2-Y Quarterly	50,000,001	060,000,000	0.685	
MIB Na ₂ at Plus TD 2-Y Quarterly	60,000,001	070,000,000	0.690	
MIB Na ₂ at Plus TD 2-Y Quarterly	70,000,001	080,000,000	0.695	
MIB Na ₂ at Plus TD 2-Y Quarterly	80,000,001	090,000,000	0.700	
MIB Na ₂ at Plus TD 2-Y Quarterly	90,000,001	0100,000,000	0.710	
MIB Na ₂ at Plus TD 2-Y Quarterly	100,000,001	0250,000,000	0.904	
MIB Na ₂ at Plus TD 2-Y Quarterly	250,000,001	0500,000,000	0.897	
MIB Na ₂ at Plus TD 2-Y Quarterly	500,000,001	0750,000,000	0.898	
MIB Na ₂ at Plus TD 2-Y Quarterly	750,000,001	01,000,000,000	0.899	
MIB Na ₂ at Plus TD 2-Y Quarterly	1,000,000,001	099,999,999,999,999	0.900	
MIB Na ₂ at Plus TD 2-Y Maturity	0	025,000	0.370	5.0394
MIB Na ₂ at Plus TD 2-Y Maturity	25,001	0100,000	0.371	5.0385
MIB Na ₂ at Plus TD 2-Y Maturity	100,001	0500,000	0.372	5.0518
MIB Na ₂ at Plus TD 2-Y Maturity	500,001	01,000,000	0.373	5.0654
MIB Na ₂ at Plus TD 2-Y Maturity	1,000,001	05,000,000	0.653	8.8682
MIB Na ₂ at Plus TD 2-Y Maturity	5,000,001	010,000,000	0.658	
MIB Na ₂ at Plus TD 2-Y Maturity	10,000,001	020,000,000	0.663	9.004
MIB Na ₂ at Plus TD 2-Y Maturity	20,000,001	030,000,000	0.668	
MIB Na ₂ at Plus TD 2-Y Maturity	30,000,001	040,000,000	0.673	
MIB Na ₂ at Plus TD 2-Y Maturity	40,000,001	050,000,000	0.678	
MIB Na ₂ at Plus TD 2-Y Maturity	50,000,001	060,000,000	0.688	
MIB Na ₂ at Plus TD 2-Y Maturity	60,000,001	070,000,000	0.693	
MIB Na ₂ at Plus TD 2-Y Maturity	70,000,001	080,000,000	0.698	
MIB Na ₂ at Plus TD 2-Y Maturity	80,000,001	090,000,000	0.703	
MIB Na ₂ at Plus TD 2-Y Maturity	90,000,001	0100,000,000	0.713	
MIB Na ₂ at Plus TD 2-Y Maturity	100,000,001	0250,000,000	0.893	
MIB Na ₂ at Plus TD 2-Y Maturity	250,000,001	0500,000,000	0.901	
MIB Na ₂ at Plus TD 2-Y Maturity	500,000,001	0750,000,000	0.902	
MIB Na ₂ at Plus TD 2-Y Maturity	750,000,001	01,000,000,000	0.903	
MIB Na ₂ at Plus TD 2-Y Maturity	1,000,000,001	099,999,999,999,999	0.904	
MIB Na ₂ at Plus TD 3-Y Monthly	0	025,000	0.366	
MIB Na ₂ at Plus TD 3-Y Monthly	25,001	0100,000	0.367	
MIB Na ₂ at Plus TD 3-Y Monthly	100,001	0500,000	0.368	4.9962
MIB Na ₂ at Plus TD 3-Y Monthly	500,001	01,000,000	0.369	5.0108
MIB Na ₂ at Plus TD 3-Y Monthly	1,000,001	05,000,000	0.649	
MIB Na ₂ at Plus TD 3-Y Monthly	5,000,001	010,000,000	0.654	
MIB Na ₂ at Plus TD 3-Y Monthly	10,000,001	020,000,000	0.659	
MIB Na ₂ at Plus TD 3-Y Monthly	20,000,001	030,000,000	0.664	
MIB Na ₂ at Plus TD 3-Y Monthly	30,000,001	040,000,000	0.669	

Handwritten signature

Handwritten signature

Handwritten signature



Profit Rate Declaration Sheet

04-SEP-19 14:33:40

Dated: 31-AUG-19

MCB Islamic Bank Ltd.

General Pool

Acct. Description	From Pool	To Pool	Weightages	Profit Rate
MIB Na'at Plus TD 3-Y Monthly	40,000,001	050,000,000	0.674	
MIB Na'at Plus TD 3-Y Monthly	50,000,001	060,000,000	0.684	
MIB Na'at Plus TD 3-Y Monthly	60,000,001	070,000,000	0.689	
MIB Na'at Plus TD 3-Y Monthly	70,000,001	080,000,000	0.694	
MIB Na'at Plus TD 3-Y Monthly	80,000,001	090,000,000	0.699	
MIB Na'at Plus TD 3-Y Monthly	90,000,001	0100,000,000	0.709	
MIB Na'at Plus TD 3-Y Monthly	100,000,001	0250,000,000	0.889	
MIB Na'at Plus TD 3-Y Monthly	250,000,001	0500,000,000	0.897	
MIB Na'at Plus TD 3-Y Monthly	500,000,001	0750,000,000	0.898	
MIB Na'at Plus TD 3-Y Monthly	750,000,001	01,000,000,000	0.899	
MIB Na'at Plus TD 3-Y Monthly	1,000,000,001	099,999,999,999	0.900	
MIB Na'at Plus TD 3-Y Quarterly	0	025,000	0.368	
MIB Na'at Plus TD 3-Y Quarterly	25,001	0100,000	0.369	
MIB Na'at Plus TD 3-Y Quarterly	100,001	0500,000	0.370	5.0246
MIB Na'at Plus TD 3-Y Quarterly	500,001	01,000,000	0.371	5.0386
MIB Na'at Plus TD 3-Y Quarterly	1,000,001	05,000,000	0.651	
MIB Na'at Plus TD 3-Y Quarterly	5,000,001	010,000,000	0.656	8.9089
MIB Na'at Plus TD 3-Y Quarterly	10,000,001	020,000,000	0.661	8.9768
MIB Na'at Plus TD 3-Y Quarterly	20,000,001	030,000,000	0.666	
MIB Na'at Plus TD 3-Y Quarterly	30,000,001	040,000,000	0.671	
MIB Na'at Plus TD 3-Y Quarterly	40,000,001	050,000,000	0.676	
MIB Na'at Plus TD 3-Y Quarterly	50,000,001	060,000,000	0.686	
MIB Na'at Plus TD 3-Y Quarterly	60,000,001	070,000,000	0.691	
MIB Na'at Plus TD 3-Y Quarterly	70,000,001	080,000,000	0.696	
MIB Na'at Plus TD 3-Y Quarterly	80,000,001	090,000,000	0.701	
MIB Na'at Plus TD 3-Y Quarterly	90,000,001	0100,000,000	0.711	
MIB Na'at Plus TD 3-Y Quarterly	100,000,001	0250,000,000	0.905	
MIB Na'at Plus TD 3-Y Quarterly	250,000,001	0500,000,000	0.898	
MIB Na'at Plus TD 3-Y Quarterly	500,000,001	0750,000,000	0.899	
MIB Na'at Plus TD 3-Y Quarterly	750,000,001	01,000,000,000	0.900	
MIB Na'at Plus TD 3-Y Quarterly	1,000,000,001	099,999,999,999	0.901	
MIB Na'mat Plus TD 3-Y Maturity	0	025,000	0.373	
MIB Na'mat Plus TD 3-Y Maturity	25,001	0100,000	0.374	
MIB Na'mat Plus TD 3-Y Maturity	100,001	0500,000	0.375	
MIB Na'mat Plus TD 3-Y Maturity	500,001	01,000,000	0.376	
MIB Na'mat Plus TD 3-Y Maturity	1,000,001	05,000,000	0.656	
MIB Na'mat Plus TD 3-Y Maturity	5,000,001	010,000,000	0.661	
MIB Na'mat Plus TD 3-Y Maturity	10,000,001	020,000,000	0.666	
MIB Na'mat Plus TD 3-Y Maturity	20,000,001	030,000,000	0.671	
MIB Na'mat Plus TD 3-Y Maturity	30,000,001	040,000,000	0.676	
MIB Na'mat Plus TD 3-Y Maturity	40,000,001	050,000,000	0.681	
MIB Na'mat Plus TD 3-Y Maturity	50,000,001	060,000,000	0.691	
MIB Na'mat Plus TD 3-Y Maturity	60,000,001	070,000,000	0.696	
MIB Na'mat Plus TD 3-Y Maturity	70,000,001	080,000,000	0.701	
MIB Na'mat Plus TD 3-Y Maturity	80,000,001	090,000,000	0.706	
MIB Na'mat Plus TD 3-Y Maturity	90,000,001	0100,000,000	0.716	
MIB Na'mat Plus TD 3-Y Maturity	100,000,001	0250,000,000	0.896	
MIB Na'mat Plus TD 3-Y Maturity	250,000,001	0500,000,000	0.904	
MIB Na'mat Plus TD 3-Y Maturity	500,000,001	0750,000,000	0.905	
MIB Na'mat Plus TD 3-Y Maturity	750,000,001	01,000,000,000	0.906	

Handwritten mark

Handwritten signature

Handwritten signature



Profit Rate Declaration Sheet

04-SEP-19 14:33:40

Dated: 31-AUG-19

General Pool

MCB Islamic Bank Ltd.

Acct. Description	From Pool	To Pool	Weightages	Profit Rate
MIB Na'mat Plus TD 3-Y Maturity	1,000,000,001	099,999,999,999,999	0.907	
MIB Na'at Plus TD 5-Y Monthly	0	025,000	0.367	
MIB Na'at Plus TD 5-Y Monthly	25,001	0100,000	0.368	4.9977
MIB Na'at Plus TD 5-Y Monthly	100,001	0500,000	0.369	5.0114
MIB Na'at Plus TD 5-Y Monthly	500,001	01,000,000	0.370	5.0242
MIB Na'at Plus TD 5-Y Monthly	1,000,001	05,000,000	0.650	8.8275
MIB Na'at Plus TD 5-Y Monthly	5,000,001	010,000,000	0.655	
MIB Na'at Plus TD 5-Y Monthly	10,000,001	020,000,000	0.660	
MIB Na'at Plus TD 5-Y Monthly	20,000,001	030,000,000	0.665	
MIB Na'at Plus TD 5-Y Monthly	30,000,001	040,000,000	0.670	
MIB Na'at Plus TD 5-Y Monthly	40,000,001	050,000,000	0.675	
MIB Na'at Plus TD 5-Y Monthly	50,000,001	060,000,000	0.685	
MIB Na'at Plus TD 5-Y Monthly	60,000,001	070,000,000	0.690	
MIB Na'at Plus TD 5-Y Monthly	70,000,001	080,000,000	0.695	
MIB Na'at Plus TD 5-Y Monthly	80,000,001	090,000,000	0.700	
MIB Na'at Plus TD 5-Y Monthly	90,000,001	0100,000,000	0.710	
MIB Na'at Plus TD 5-Y Monthly	100,000,001	0250,000,000	0.890	
MIB Na'at Plus TD 5-Y Monthly	250,000,001	0500,000,000	0.898	
MIB Na'at Plus TD 5-Y Monthly	500,000,001	0750,000,000	0.899	
MIB Na'at Plus TD 5-Y Monthly	750,000,001	01,000,000,000	0.900	
MIB Na'at Plus TD 5-Y Monthly	1,000,000,001	099,999,999,999,999	0.901	
MIB Na'mat Plus TD 5-Y Quarterly	0	025,000	0.370	
MIB Na'mat Plus TD 5-Y Quarterly	25,001	0100,000	0.371	
MIB Na'mat Plus TD 5-Y Quarterly	100,001	0500,000	0.372	
MIB Na'mat Plus TD 5-Y Quarterly	500,001	01,000,000	0.373	
MIB Na'mat Plus TD 5-Y Quarterly	1,000,001	05,000,000	0.653	
MIB Na'mat Plus TD 5-Y Quarterly	5,000,001	010,000,000	0.658	
MIB Na'mat Plus TD 5-Y Quarterly	10,000,001	020,000,000	0.663	
MIB Na'mat Plus TD 5-Y Quarterly	20,000,001	030,000,000	0.668	
MIB Na'mat Plus TD 5-Y Quarterly	30,000,001	040,000,000	0.673	
MIB Na'mat Plus TD 5-Y Quarterly	40,000,001	050,000,000	0.678	
MIB Na'mat Plus TD 5-Y Quarterly	50,000,001	060,000,000	0.688	
MIB Na'mat Plus TD 5-Y Quarterly	60,000,001	070,000,000	0.693	
MIB Na'mat Plus TD 5-Y Quarterly	70,000,001	080,000,000	0.698	
MIB Na'mat Plus TD 5-Y Quarterly	80,000,001	090,000,000	0.703	
MIB Na'mat Plus TD 5-Y Quarterly	90,000,001	0100,000,000	0.713	
MIB Na'mat Plus TD 5-Y Quarterly	100,000,001	0250,000,000	0.907	
MIB Na'mat Plus TD 5-Y Quarterly	250,000,001	0500,000,000	0.900	
MIB Na'mat Plus TD 5-Y Quarterly	500,000,001	0750,000,000	0.901	
MIB Na'mat Plus TD 5-Y Quarterly	750,000,001	01,000,000,000	0.902	
MIB Na'mat Plus TD 5-Y Quarterly	1,000,000,001	099,999,999,999,999	0.903	
MIB Na'at Plus TD 5-Y Maturity	0	025,000	0.378	
MIB Na'at Plus TD 5-Y Maturity	25,001	0100,000	0.379	
MIB Na'at Plus TD 5-Y Maturity	100,001	0500,000	0.380	
MIB Na'at Plus TD 5-Y Maturity	500,001	01,000,000	0.381	5.1748
MIB Na'at Plus TD 5-Y Maturity	1,000,001	05,000,000	0.661	
MIB Na'at Plus TD 5-Y Maturity	5,000,001	010,000,000	0.666	
MIB Na'at Plus TD 5-Y Maturity	10,000,001	020,000,000	0.671	
MIB Na'at Plus TD 5-Y Maturity	20,000,001	030,000,000	0.676	
MIB Na'at Plus TD 5-Y Maturity	30,000,001	040,000,000	0.681	



Profit Rate Declaration Sheet

04-SEP-19 14:33:40

Dated: 31-AUG-19

MCB Islamic Bank Ltd.

General Pool

Acct. Description	From Pool	To Pool	Weightages	Profit Rate
MIB Na ₂ at Plus TD 5-Y Maturity	40,000,001	050,000,000	0.686	
MIB Na ₂ at Plus TD 5-Y Maturity	50,000,001	060,000,000	0.696	
MIB Na ₂ at Plus TD 5-Y Maturity	60,000,001	070,000,000	0.701	
MIB Na ₂ at Plus TD 5-Y Maturity	70,000,001	080,000,000	0.706	
MIB Na ₂ at Plus TD 5-Y Maturity	80,000,001	090,000,000	0.711	
MIB Na ₂ at Plus TD 5-Y Maturity	90,000,001	0100,000,000	0.721	
MIB Na ₂ at Plus TD 5-Y Maturity	100,000,001	0250,000,000	0.901	
MIB Na ₂ at Plus TD 5-Y Maturity	250,000,001	0500,000,000	0.909	
MIB Na ₂ at Plus TD 5-Y Maturity	500,000,001	0750,000,000	0.910	
MIB Na ₂ at Plus TD 5-Y Maturity	750,000,001	01,000,000,000	0.911	
MIB Na ₂ at Plus TD 5-Y Maturity	1,000,000,001	099,999,999,999,999	0.912	
MIB Aasoodgi Term Deposit	0	025,000	0.696	9.4547
MIB Aasoodgi Term Deposit	25,001	0100,000	0.696	9.4522
MIB Aasoodgi Term Deposit	100,001	0500,000	0.696	9.4522
MIB Aasoodgi Term Deposit	500,001	01,000,000	0.696	9.4522
MIB Aasoodgi Term Deposit	1,000,001	05,000,000	0.696	9.4521
MIB Aasoodgi Term Deposit	5,000,001	010,000,000	0.696	
MIB Aasoodgi Term Deposit	10,000,001	020,000,000	0.696	
MIB Aasoodgi Term Deposit	20,000,001	030,000,000	0.696	
MIB Aasoodgi Term Deposit	30,000,001	040,000,000	0.696	
MIB Aasoodgi Term Deposit	40,000,001	050,000,000	0.696	
MIB Aasoodgi Term Deposit	50,000,001	060,000,000	0.696	
MIB Aasoodgi Term Deposit	60,000,001	070,000,000	0.696	
MIB Aasoodgi Term Deposit	70,000,001	080,000,000	0.696	
MIB Aasoodgi Term Deposit	80,000,001	090,000,000	0.696	
MIB Aasoodgi Term Deposit	90,000,001	0100,000,000	0.696	
MIB Aasoodgi Term Deposit	100,000,001	0250,000,000	0.696	
MIB Aasoodgi Term Deposit	250,000,001	0500,000,000	0.696	
MIB Aasoodgi Term Deposit	500,000,001	0750,000,000	0.696	
MIB Aasoodgi Term Deposit	750,000,001	01,000,000,000	0.696	
MIB Aasoodgi Term Deposit	1,000,000,001	099,999,999,999,999	0.696	
MIB Na ₂ at Plus TD 2-M Maturity	0	025,000	0.357	
MIB Na ₂ at Plus TD 2-M Maturity	25,001	0100,000	0.358	
MIB Na ₂ at Plus TD 2-M Maturity	100,001	0500,000	0.359	
MIB Na ₂ at Plus TD 2-M Maturity	500,001	01,000,000	0.360	4.8892
MIB Na ₂ at Plus TD 2-M Maturity	1,000,001	05,000,000	0.361	
MIB Na ₂ at Plus TD 2-M Maturity	5,000,001	010,000,000	0.596	
MIB Na ₂ at Plus TD 2-M Maturity	10,000,001	020,000,000	0.601	8.1619
MIB Na ₂ at Plus TD 2-M Maturity	20,000,001	030,000,000	0.606	
MIB Na ₂ at Plus TD 2-M Maturity	30,000,001	040,000,000	0.611	
MIB Na ₂ at Plus TD 2-M Maturity	40,000,001	050,000,000	0.616	
MIB Na ₂ at Plus TD 2-M Maturity	50,000,001	060,000,000	0.631	
MIB Na ₂ at Plus TD 2-M Maturity	60,000,001	070,000,000	0.636	
MIB Na ₂ at Plus TD 2-M Maturity	70,000,001	080,000,000	0.641	
MIB Na ₂ at Plus TD 2-M Maturity	80,000,001	090,000,000	0.646	
MIB Na ₂ at Plus TD 2-M Maturity	90,000,001	0100,000,000	0.651	
MIB Na ₂ at Plus TD 2-M Maturity	100,000,001	0250,000,000	0.847	
MIB Na ₂ at Plus TD 2-M Maturity	250,000,001	0500,000,000	0.848	
MIB Na ₂ at Plus TD 2-M Maturity	500,000,001	0750,000,000	0.871	
MIB Na ₂ at Plus TD 2-M Maturity	750,000,001	01,000,000,000	0.874	



Profit Rate Declaration Sheet

04-SEP-19 14:33:40

Dated: 31-AUG-19

General Pool

Acct. Description	From Pool	To Pool	Weightages	Profit Rate
MIB Na'at Plus TD 2-M Maturity	1,000,000,001	099,999,999,999,999	0.875	
CHARITY FUNDS ACCOUNT	0	099,999,999,999,999	0.331	
MODARABA PLACEMENT 6 MONTH (GP)	0	099,999,999,999,999	0.000	
MIB Imaan Foreign Currency Saving Accou	0	099,999,999,999,999	0.064	.8692
MIB Imaan Foreign Currency Saving Accou	0	099,999,999,999,999	0.008	.1086
MIB Imaan Foreign Currency Saving Accou	0	099,999,999,999,999	0.008	.1086
MIB Asaan Saving Account	0	099,999,999,999,999	0.331	4.4952
MIB Barkat Saving Plus Account	0	0100,000	0.421	5.7174
MIB Barkat Saving Plus Account	100,001	0500,000	0.421	5.7175
MIB Barkat Saving Plus Account	500,001	01,000,000	0.421	5.7175
MIB Barkat Saving Plus Account	1,000,001	05,000,000	0.421	5.7175
MIB Barkat Saving Plus Account	5,000,001	010,000,000	0.421	5.7175
MIB Barkat Saving Plus Account	10,000,001	025,000,000	0.421	5.7175
MIB Barkat Saving Plus Account	25,000,001	050,000,000	0.421	5.7175
MIB Barkat Saving Plus Account	50,000,001	0100,000,000	0.421	
MIB Barkat Saving Plus Account	100,000,001	0200,000,000	0.421	5.7175
MIB Barkat Saving Plus Account	200,000,001	0300,000,000	0.421	
MIB Barkat Saving Plus Account	300,000,001	0500,000,000	0.421	
MIB Barkat Saving Plus Account	500,000,001	01,000,000,000	0.421	5.7175
MIB Barkat Saving Plus Account	1,000,000,001	02,000,000,000	0.421	
MIB Barkat Saving Plus Account	2,000,000,001	099,999,999,999,999	0.421	
MIB Barkat Saving Premium Account	0	01,000,000	0.422	5.731
MIB Barkat Saving Premium Account	1,000,001	05,000,000	0.462	6.2743
MIB Barkat Saving Premium Account	5,000,001	010,000,000	0.657	8.9225
MIB Barkat Saving Premium Account	10,000,001	050,000,000	0.665	9.0311
MIB Barkat Saving Premium Account	50,000,001	0100,000,000	0.773	10.4979
MIB Barkat Saving Premium Account	100,000,001	0250,000,000	0.786	10.6744
MIB Barkat Saving Premium Account	250,000,001	0500,000,000	0.816	11.0818
MIB Barkat Saving Premium Account	500,000,001	01,000,000,000	0.817	11.0954
MIB Barkat Saving Premium Account	1,000,000,001	099,999,999,999,999	0.935	12.6979
MIB Barkat Super Saving Account	0	0200,000,000	0.445	6.0434
MIB Barkat Super Saving Account	200,000,001	0500,000,000	0.515	6.994
MIB Barkat Super Saving Account	500,000,001	0750,000,000	0.756	10.267
MIB Barkat Super Saving Account	750,000,001	01,000,000,000	0.791	
MIB Barkat Super Saving Account	1,000,000,001	02,000,000,000	0.801	
MIB Barkat Super Saving Account	2,000,000,001	03,000,000,000	0.867	
MIB Barkat Super Saving Account	3,000,000,001	099,999,999,999,999	0.991	13.4584
MIB Na'mat TD 1-M Maturity	0	099,999,999,999,999	0.359	
MIB Na'mat TD 3-M Maturity	0	099,999,999,999,999	0.364	
MIB Na'at TD 6-M Maturity	0	099,999,999,999,999	0.369	
MIB Na'mat TD 1-Y Maturity	0	099,999,999,999,999	0.419	
MIB Na'mat TD 2-Y Maturity	0	099,999,999,999,999	0.423	
MIB Na'mat TD 3-Y Maturity	0	099,999,999,999	0.427	
MIB Na'mat TD 5-Y Maturity	0	099,999,999,999,999	0.431	
MIB Na'mat TD 1-Y Monthly	0	099,999,999,999,999	0.372	
MIB Na'mat TD 2-Y Monthly	0	099,999,999,999,999	0.373	
MIB Na'mat TD 3-Y Monthly	0	099,999,999,999,999	0.374	
MIB Na'mat TD 5-Y Monthly	0	099,999,999,999,999	0.375	
MIB Na'mat TD 1-Y Quarterly	0	099,999,999,999,999	0.377	
MIB Na'mat TD 2-Y Quarterly	0	099,999,999,999,999	0.378	

Handwritten signature

Handwritten signature

Handwritten signature



Profit Rate Declaration Sheet

04-SEP-19 14:33:40

Dated: 31-AUG-19

MCB Islamic Bank Ltd.

General Pool

Acct. Description	From Pool	To Pool	Weightages	Profit Rate
MIB Na'mat TD 3-Y Quarterly	0	099,999,999,999,999	0.379	
MIB Na'mat TD 5-Y Quarterly	0	099,999,999,999,999	0.380	
MIB FI TD 1-M Maturity	0	099,999,999,999,999	0.385	
ADVANCE SECURITY RECEIPT - CAR IJARAH	0	099,999,999,999,999	0.003	.0407
ADVANCE SECURITY RECEIPT - EQUIPMENT IJA	0	099,999,999,999,999	0.003	.0407
ADVANCE SECURITY RECEIPT - LC UNDER MURA	0	099,999,999,999,999	0.003	0
ADVANCE SECURITY RECEIPT - BANK GUARANTE	0	099,999,999,999,999	0.003	.0407
ADVANCE SECURITY RECEIPT - DM OTHER	0	099,999,999,999,999	0.003	.0407
ADVANCE SECURITY RECEIPT - DM STAFF	0	099,999,999,999,999	0.003	.0408
ADVANCE SECURITY RECEIPT - OTHERS	0	099,999,999,999,999	0.003	.0407
ADV SECURITY RECEIPT - ADVANCE RENTALS	0	099,999,999,999,999	0.003	
ADV SEC RECPT-LC UNDER SERVICE IJARAH	0	099,999,999,999,999	0.003	
ADVANCE SECURITY RECEIPT - FCY OTHERS	0	099,999,999,999,999	0.003	
	0	099,999,999,999,999	0.000	
NA'MAT TD A/C - 2 YEARS HALF YEARLY	0	025,000	0.368	
NA'MAT TD A/C - 2 YEARS HALF YEARLY	25,001	0100,000	0.369	
NA'MAT TD A/C - 2 YEARS HALF YEARLY	100,001	0500,000	0.370	
NA'MAT TD A/C - 2 YEARS HALF YEARLY	500,001	01,000,000	0.371	
NA'MAT TD A/C - 2 YEARS HALF YEARLY	1,000,001	05,000,000	0.651	
NA'MAT TD A/C - 2 YEARS HALF YEARLY	5,000,001	010,000,000	0.656	
NA'MAT TD A/C - 2 YEARS HALF YEARLY	5,000,001	010,000,000	0.656	
NA'MAT TD A/C - 2 YEARS HALF YEARLY	10,000,001	020,000,000	0.661	
NA'MAT TD A/C - 2 YEARS HALF YEARLY	20,000,001	030,000,000	0.666	
NA'MAT TD A/C - 2 YEARS HALF YEARLY	30,000,001	040,000,000	0.671	
NA'MAT TD A/C - 2 YEARS HALF YEARLY	40,000,001	050,000,000	0.676	
NA'MAT TD A/C - 2 YEARS HALF YEARLY	50,000,001	060,000,000	0.686	
NA'MAT TD A/C - 2 YEARS HALF YEARLY	50,000,001	060,000,000	0.686	
NA'MAT TD A/C - 2 YEARS HALF YEARLY	60,000,001	070,000,000	0.691	
NA'MAT TD A/C - 2 YEARS HALF YEARLY	60,000,001	070,000,000	0.691	
NA'MAT TD A/C - 2 YEARS HALF YEARLY	70,000,001	080,000,000	0.696	
NA'MAT TD A/C - 2 YEARS HALF YEARLY	80,000,001	090,000,000	0.701	
NA'MAT TD A/C - 2 YEARS HALF YEARLY	90,000,001	0100,000,000	0.711	
NA'MAT TD A/C - 2 YEARS HALF YEARLY	100,000,001	0250,000,000	0.905	
NA'MAT TD A/C - 2 YEARS HALF YEARLY	250,000,001	0500,000,000	0.898	
NA'MAT TD A/C - 2 YEARS HALF YEARLY	500,000,001	0750,000,000	0.899	
NA'MAT TD A/C - 2 YEARS HALF YEARLY	750,000,001	01,000,000,000	0.900	
NA'MAT TD A/C - 2 YEARS HALF YEARLY	1,000,000,001	099,999,999,999,999	0.901	
MIB Atfaal Saving Account	1	099,999,999,999,999	0.334	4.5359
NA'MAT FCY Term Deposit 1 Month Maturity	1,000	025,000	0.038	
NA'MAT FCY Term Deposit 1 Month Maturity	25,001	050,000	0.039	
NA'MAT FCY Term Deposit 1 Month Maturity	50,001	0250,000	0.040	
NA'MAT FCY Term Deposit 1 Month Maturity	250,001	0500,000	0.041	
NA'MAT FCY Term Deposit 1 Month Maturity	500,001	099,999,999,999,999	0.042	
NA'MAT FCY Term Deposit 3 Months Monthly	1,000	025,000	0.039	
NA'MAT FCY Term Deposit 3 Months Monthly	25,001	050,000	0.040	
NA'MAT FCY Term Deposit 3 Months Monthly	50,001	0250,000	0.041	
NA'MAT FCY Term Deposit 3 Months Monthly	250,001	0500,000	0.042	
NA'MAT FCY Term Deposit 3 Months Monthly	500,001	099,999,999,999,999	0.043	
MIB Na'at Plus FCY Term Deposit 3-M Matu	1,000	025,000	0.040	
MIB Na'at Plus FCY Term Deposit 3-M Matu	25,001	050,000	0.041	.5568



Profit Rate Declaration Sheet

04-SEP-19 14:33:40

Dated: 31-AUG-19

General Pool

Acct. Description	From Pool	To Pool	Weightages	Profit Rate
MIB Na ₂ at Plus FCY Term Deposit 3-M Matu	50,001	0250,000	0.042	
MIB Na ₂ at Plus FCY Term Deposit 3-M Matu	250,001	0500,000	0.043	
MIB Na ₂ at Plus FCY Term Deposit 3-M Matu	500,001	099,999,999,999,999	0.044	
Nai'mat Fcy Term Deposit 6Months Monthly	1,000	025,000	0.041	
Nai'mat Fcy Term Deposit 6Months Monthly	25,001	050,000	0.042	
Nai'mat Fcy Term Deposit 6Months Monthly	50,001	0250,000	0.043	
Nai'mat Fcy Term Deposit 6Months Monthly	250,001	0500,000	0.044	
Nai'mat Fcy Term Deposit 6Months Monthly	500,001	099,999,999,999,999	0.045	
MIB Na ₂ at Plus FCY Term Deposit 6-M Matu	1,000	025,000	0.042	
MIB Na ₂ at Plus FCY Term Deposit 6-M Matu	25,001	050,000	0.043	
MIB Na ₂ at Plus FCY Term Deposit 6-M Matu	50,001	0250,000	0.044	.5975
MIB Na ₂ at Plus FCY Term Deposit 6-M Matu	250,001	0500,000	0.045	
MIB Na ₂ at Plus FCY Term Deposit 6-M Matu	500,001	099,999,999,999,999	0.046	
Nai'mat Fcy Term Deposit 1 Year Monthly	1,000	025,000	0.043	
Nai'mat Fcy Term Deposit 1 Year Monthly	25,001	050,000	0.044	
Nai'mat Fcy Term Deposit 1 Year Monthly	50,001	0250,000	0.045	
Nai'mat Fcy Term Deposit 1 Year Monthly	250,001	0500,000	0.046	
Nai'mat Fcy Term Deposit 1 Year Monthly	500,001	099,999,999,999,999	0.047	
MIB Na ₂ at Plus FCY Term Deposit 1-Y Matu	1,000	025,000	0.044	
MIB Na ₂ at Plus FCY Term Deposit 1-Y Matu	25,001	050,000	0.045	
MIB Na ₂ at Plus FCY Term Deposit 1-Y Matu	50,000	0250,000	0.046	
MIB Na ₂ at Plus FCY Term Deposit 1-Y Matu	250,001	0500,000	0.047	.6383
MIB Na ₂ at Plus FCY Term Deposit 1-Y Matu	500,001	099,999,999,999,999	0.048	
Nai'mat Fcy Term Deposit 2 Years Monthly	1,000	025,000	0.045	
Nai'mat Fcy Term Deposit 2 Years Monthly	25,001	050,000	0.046	
Nai'mat Fcy Term Deposit 2 Years Monthly	50,001	0250,000	0.047	
Nai'mat Fcy Term Deposit 2 Years Monthly	250,001	0500,000	0.048	
Nai'mat Fcy Term Deposit 2 Years Monthly	500,001	099,999,999,999,999	0.049	
Nai'mat Fcy Term Deposit 2Years Maturity	1,000	025,000	0.046	
Nai'mat Fcy Term Deposit 2Years Maturity	25,001	050,000	0.047	
Nai'mat Fcy Term Deposit 2Years Maturity	50,001	0250,000	0.048	
Nai'mat Fcy Term Deposit 2Years Maturity	250,001	0500,000	0.049	
Nai'mat Fcy Term Deposit 2Years Maturity	500,001	099,999,999,999,999	0.050	
MIB Na'mat Plus FCY Term Deposit 3-M Mon	1,000	025,000	0.047	
MIB Na'mat Plus FCY Term Deposit 3-M Mon	25,001	050,000	0.048	
MIB Na'mat Plus FCY Term Deposit 3-M Mon	50,001	0250,000	0.049	
MIB Na'mat Plus FCY Term Deposit 3-M Mon	250,001	0500,000	0.050	
MIB Na'mat Plus FCY Term Deposit 3-M Mon	500,001	099,999,999,999,999	0.051	
MIB Na'mat Plus FCY Term Deposit 3-Y Mat	1,000	025,000	0.048	
MIB Na'mat Plus FCY Term Deposit 3-Y Mat	25,001	050,000	0.049	
MIB Na'mat Plus FCY Term Deposit 3-Y Mat	50,001	0250,000	0.050	
MIB Na'mat Plus FCY Term Deposit 3-Y Mat	250,001	0500,000	0.051	
MIB Na'mat Plus FCY Term Deposit 3-Y Mat	500,001	099,999,999,999,999	0.052	
Nai?matFcyTermDeposit1MonthMaturityEURO	1,000	025,000	0.038	
Nai?matFcyTermDeposit1MonthMaturityEURO	25,001	050,000	0.039	
Nai?matFcyTermDeposit1MonthMaturityEURO	50,001	0250,000	0.040	
Nai?matFcyTermDeposit1MonthMaturityEURO	250,001	0500,000	0.041	
Nai?matFcyTermDeposit1MonthMaturityEURO	500,001	099,999,999,999,999	0.042	
Nai?matFcyTermDeposit3Months MonthlyEURO	1,000	025,000	0.039	
Nai?matFcyTermDeposit3Months MonthlyEURO	25,001	050,000	0.040	

[Handwritten signature]

[Handwritten signature]

[Handwritten signature]



Profit Rate Declaration Sheet

04-SEP-19 14:33:40

Dated: 31-AUG-19

MCB Islamic Bank Ltd.

General Pool

Acct. Description	From Pool	To Pool	Weightages	Profit Rate
Nai?matFcyTermDeposit3Months MonthlyEURO	50,001	0250,000	0.041	
Nai?matFcyTermDeposit3Months MonthlyEURO	250,001	0500,000	0.042	
Nai?matFcyTermDeposit3Months MonthlyEURO	500,001	099,999,999,999,999	0.043	
Nai?matFcyTermDeposit3MonthsMaturityEURO	1,000	025,000	0.040	
Nai?matFcyTermDeposit3MonthsMaturityEURO	25,001	050,000	0.041	
Nai?matFcyTermDeposit3MonthsMaturityEURO	50,001	0250,000	0.042	
Nai?matFcyTermDeposit3MonthsMaturityEURO	250,001	0500,000	0.043	
Nai?matFcyTermDeposit3MonthsMaturityEURO	500,001	099,999,999,999,999	0.044	
Nai?matFcyTermDeposit6MonthsMonthlyEURO	1,000	025,000	0.041	
Nai?matFcyTermDeposit6MonthsMonthlyEURO	25,001	050,000	0.042	
Nai?matFcyTermDeposit6MonthsMonthlyEURO	50,001	0250,000	0.043	
Nai?matFcyTermDeposit6MonthsMonthlyEURO	250,001	0500,000	0.044	
Nai?matFcyTermDeposit6MonthsMonthlyEURO	500,001	099,999,999,999,999	0.045	
Nai?matFcyTerm Deposit6MonthMaturityEURO	1,000	025,000	0.042	
Nai?matFcyTerm Deposit6MonthMaturityEURO	25,001	050,000	0.043	
Nai?matFcyTerm Deposit6MonthMaturityEURO	50,001	0250,000	0.044	
Nai?matFcyTerm Deposit6MonthMaturityEURO	250,001	0500,000	0.045	
Nai?matFcyTerm Deposit6MonthMaturityEURO	500,001	099,999,999,999,999	0.046	
Nai?matFcyTermDeposit1YearMonthlyEURO	1,000	025,000	0.043	
Nai?matFcyTermDeposit1YearMonthlyEURO	25,001	050,000	0.044	
Nai?matFcyTermDeposit1YearMonthlyEURO	50,001	0250,000	0.045	
Nai?matFcyTermDeposit1YearMonthlyEURO	250,001	0500,000	0.046	
Nai?matFcyTermDeposit1YearMonthlyEURO	500,001	099,999,999,999,999	0.047	
Nai?matFcyTermDeposit1YearMaturityEURO	1,000	025,000	0.044	
Nai?matFcyTermDeposit1YearMaturityEURO	25,001	050,000	0.045	
Nai?matFcyTermDeposit1YearMaturityEURO	50,001	0250,000	0.046	
Nai?matFcyTermDeposit1YearMaturityEURO	250,001	0500,000	0.047	.6383
Nai?matFcyTermDeposit1YearMaturityEURO	500,001	099,999,999,999,999	0.048	
Nai?matFcyTermDeposit2YearsMonthlyEURO	1,000	025,000	0.045	
Nai?matFcyTermDeposit2YearsMonthlyEURO	25,001	050,000	0.046	
Nai?matFcyTermDeposit2YearsMonthlyEURO	50,001	0250,000	0.047	
Nai?matFcyTermDeposit2YearsMonthlyEURO	250,001	0500,000	0.048	
Nai?matFcyTermDeposit2YearsMonthlyEURO	500,001	099,999,999,999,999	0.049	
Nai?matFcyTermDeposit2YearsMaturityEURO	1,000	025,000	0.046	
Nai?matFcyTermDeposit2YearsMaturityEURO	25,001	050,000	0.047	
Nai?matFcyTermDeposit2YearsMaturityEURO	50,001	0250,000	0.048	
Nai?matFcyTermDeposit2YearsMaturityEURO	250,001	0500,000	0.049	
Nai?matFcyTermDeposit2YearsMaturityEURO	500,001	099,999,999,999,999	0.050	
Nai?matFcyTermDeposit3YearsMonthlyEURO	1,000	025,000	0.047	
Nai?matFcyTermDeposit3YearsMonthlyEURO	25,001	050,000	0.048	
Nai?matFcyTermDeposit3YearsMonthlyEURO	50,001	0250,000	0.049	
Nai?matFcyTermDeposit3YearsMonthlyEURO	250,001	0500,000	0.050	
Nai?matFcyTermDeposit3YearsMonthlyEURO	500,001	099,999,999,999,999	0.051	
Nai?matFcyTermDeposit3YearsMaturityEURO	1,000	025,000	0.048	
Nai?matFcyTermDeposit3YearsMaturityEURO	25,001	050,000	0.049	
Nai?matFcyTermDeposit3YearsMaturityEURO	50,001	0250,000	0.050	
Nai?matFcyTermDeposit3YearsMaturityEURO	250,001	0500,000	0.051	
Nai?matFcyTermDeposit3YearsMaturityEURO	500,001	099,999,999,999,999	0.052	
Nai?matFcyTermDeposit1MonthMaturityGBP	1,000	025,000	0.038	
Nai?matFcyTermDeposit1MonthMaturityGBP	25,001	050,000	0.039	



Profit Rate Declaration Sheet

04-SEP-19 14:33:40

Dated: 31-AUG-19

General Pool

Acct. Description	From Pool	To Pool	Weightages	Profit Rate
Nai?matFcyTermDeposit1MonthMaturityGBP	50,001	0250,000	0.040	
Nai?matFcyTermDeposit1MonthMaturityGBP	250,001	0500,000	0.041	
Nai?matFcyTermDeposit1MonthMaturityGBP	500,001	099,999,999,999,999	0.042	
Nai?matFcyTermDeposit3Months MonthlyGBP	1,000	025,000	0.039	
Nai?matFcyTermDeposit3Months MonthlyGBP	25,001	050,000	0.040	
Nai?matFcyTermDeposit3Months MonthlyGBP	50,001	0250,000	0.041	
Nai?matFcyTermDeposit3Months MonthlyGBP	250,001	0500,000	0.042	
Nai?matFcyTermDeposit3Months MonthlyGBP	500,001	099,999,999,999,999	0.043	
Nai?matFcyTermDeposit3MonthsMaturityGBP	1,000	025,000	0.040	
Nai?matFcyTermDeposit3MonthsMaturityGBP	25,001	050,000	0.041	
Nai?matFcyTermDeposit3MonthsMaturityGBP	50,001	0250,000	0.042	
Nai?matFcyTermDeposit3MonthsMaturityGBP	250,001	0500,000	0.043	
Nai?matFcyTermDeposit3MonthsMaturityGBP	500,001	099,999,999,999,999	0.044	
Nai?matFcyTermDeposit6MonthsMonthlyGBP	1,000	025,000	0.041	
Nai?matFcyTermDeposit6MonthsMonthlyGBP	25,001	050,000	0.042	
Nai?matFcyTermDeposit6MonthsMonthlyGBP	50,001	0250,000	0.043	
Nai?matFcyTermDeposit6MonthsMonthlyGBP	250,001	0500,000	0.044	
Nai?matFcyTermDeposit6MonthsMonthlyGBP	500,001	099,999,999,999,999	0.045	
Nai?matFcyTerm Deposit6MonthMaturityGBP	1,000	025,000	0.042	
Nai?matFcyTerm Deposit6MonthMaturityGBP	25,001	050,000	0.043	
Nai?matFcyTerm Deposit6MonthMaturityGBP	50,001	0250,000	0.044	
Nai?matFcyTerm Deposit6MonthMaturityGBP	250,001	0500,000	0.045	
Nai?matFcyTerm Deposit6MonthMaturityGBP	500,001	099,999,999,999,999	0.046	
Nai?matFcyTermDeposit1YearMonthlyGBP	1,000	025,000	0.043	
Nai?matFcyTermDeposit1YearMonthlyGBP	25,001	050,000	0.044	
Nai?matFcyTermDeposit1YearMonthlyGBP	50,001	0250,000	0.045	
Nai?matFcyTermDeposit1YearMonthlyGBP	250,001	0500,000	0.046	
Nai?matFcyTermDeposit1YearMonthlyGBP	500,001	099,999,999,999,999	0.047	
Nai?matFcyTermDeposit1YearMaturityGBP	1,000	025,000	0.044	
Nai?matFcyTermDeposit1YearMaturityGBP	25,001	050,000	0.045	
Nai?matFcyTermDeposit1YearMaturityGBP	50,001	0250,000	0.046	
Nai?matFcyTermDeposit1YearMaturityGBP	250,001	0500,000	0.047	
Nai?matFcyTermDeposit1YearMaturityGBP	500,001	099,999,999,999,999	0.048	
Nai?matFcyTermDeposit2YearsMonthlyGBP	1,000	025,000	0.045	
Nai?matFcyTermDeposit2YearsMonthlyGBP	25,001	050,000	0.046	
Nai?matFcyTermDeposit2YearsMonthlyGBP	50,001	0250,000	0.047	
Nai?matFcyTermDeposit2YearsMonthlyGBP	250,001	0500,000	0.048	
Nai?matFcyTermDeposit2YearsMonthlyGBP	500,001	099,999,999,999,999	0.049	
Nai?matFcyTermDeposit2YearsMaturityGBP	1,000	025,000	0.046	
Nai?matFcyTermDeposit2YearsMaturityGBP	25,001	050,000	0.047	
Nai?matFcyTermDeposit2YearsMaturityGBP	50,001	0250,000	0.048	
Nai?matFcyTermDeposit2YearsMaturityGBP	250,001	0500,000	0.049	
Nai?matFcyTermDeposit2YearsMaturityGBP	500,001	099,999,999,999,999	0.050	
Nai?matFcyTermDeposit3YearsMonthlyGBP	1,000	025,000	0.047	
Nai?matFcyTermDeposit3YearsMonthlyGBP	25,001	050,000	0.048	
Nai?matFcyTermDeposit3YearsMonthlyGBP	50,001	0250,000	0.049	
Nai?matFcyTermDeposit3YearsMonthlyGBP	250,001	0500,000	0.050	
Nai?matFcyTermDeposit3YearsMonthlyGBP	500,001	099,999,999,999,999	0.051	
Nai?matFcyTermDeposit3YearsMaturityGBP	1,000	025,000	0.048	
Nai?matFcyTermDeposit3YearsMaturityGBP	25,001	050,000	0.049	



Profit Rate Declaration Sheet

04-SEP-19 14:33:40

Dated: 31-AUG-19

General Pool


Acct. Description	From Pool	To Pool	Weightages	Profit Rate
Nai?matFcyTermDeposit3YearsMaturityGBP	50,001	0250,000	0.050	
Nai?matFcyTermDeposit3YearsMaturityGBP	250,001	0500,000	0.051	
Nai?matFcyTermDeposit3YearsMaturityGBP	500,001	099,999,999,999,999	0.052	
MIB Na'mat Premium Plus TD 1-Y monthly	500,000	05,000,000	0.730	9.9139
MIB Na'mat Premium Plus TD 1-Y monthly	5,000,001	010,000,000	0.775	10.5251
MIB Na'mat Premium Plus TD 1-Y monthly	10,000,001	099,999,999,999,999	0.811	11.0139
MIB Na'mat Premium Plus TD 3-Y monthly	500,000	05,000,000	0.745	10.1176
MIB Na'mat Premium Plus TD 3-Y monthly	5,000,001	010,000,000	0.782	10.6201
MIB Na'mat Premium Plus TD 3-Y monthly	10,000,001	099,999,999,999,999	0.818	11.109
MIB Na'mat Plus FCY Term Deposit 3-M Mon	1,000	025,000	0.039	
MIB Na'mat Plus FCY Term Deposit 3-M Mon	25,001	050,000	0.040	.5433
MIB Na'mat Plus FCY Term Deposit 3-M Mon	50,001	0250,000	0.041	
MIB Na'mat Plus FCY Term Deposit 3-M Mon	250,001	0500,000	0.042	
MIB Na'mat Plus FCY Term Deposit 3-M Mon	500,001	099,999,999,999,999	0.043	

Total: 310.242 6.7499


PREPARED BY:



DEPARTMENT HEAD FCG - POOL MANAGEMENT

APPROVED BY:


MUFTI SYED SABIR HUSSAIN
RESIDENT SHARI'AH BOARD MEMBER

RECOMMENDED BY:


KAMRAN HAMEED - DIVISION HEAD - FCG


SYED IFTIKHAR HUSSAIN RIZVI
CHIEF FINANCIAL OFFICER