



27-Aug-19

PROFIT SHARING WEIGHTAGES - FOR THE MONTH OF SEP 2019

MIB Na'mat Plus TD 1-M Maturity		
From	to	Weightages
less than	25,000	0.3589
25,001	100,000	0.3599
100,001	500,000	0.3609
500,001	1,000,000	0.3618
1,000,001	5,000,000	0.3628
5,000,001	10,000,000	0.5939
10,000,001	20,000,000	0.5988
20,000,001	30,000,000	0.6037
30,000,001	40,000,000	0.6087
40,000,001	50,000,000	0.6136
50,000,001	60,000,000	0.6283
60,000,001	70,000,000	0.6332
70,000,001	80,000,000	0.6382
80,000,001	90,000,000	0.6431
90,000,001	100,000,000	0.6480
100,000,001	250,000,000	0.8673
250,000,001	500,000,000	0.8771
500,000,001	750,000,000	0.9066
750,000,001	1,000,000,000	0.9085
1,000,000,001	and above	0.9095

MIB Na'mat Plus TD 2-M Maturity		
From	to	Weightages
less than	25,000	0.3599
25,001	100,000	0.3609
100,001	500,000	0.3618
500,001	1,000,000	0.3628
1,000,001	5,000,000	0.3638
5,000,001	10,000,000	0.5949
10,000,001	20,000,000	0.5998
20,000,001	30,000,000	0.6047
30,000,001	40,000,000	0.6096
40,000,001	50,000,000	0.6145
50,000,001	60,000,000	0.6293
60,000,001	70,000,000	0.6342
70,000,001	80,000,000	0.6391
80,000,001	90,000,000	0.6441
90,000,001	100,000,000	0.6490
100,000,001	250,000,000	0.8682
250,000,001	500,000,000	0.8781
500,000,001	750,000,000	0.9076
750,000,001	1,000,000,000	0.9085
1,000,000,001	and above	0.9105

MIB Na'mat Plus TD 3-M Monthly		
From	to	Weightages
less than	25,000	0.3618
25,001	100,000	0.3628
100,001	500,000	0.3638
500,001	1,000,000	0.3648
1,000,001	5,000,000	0.3658
5,000,001	10,000,000	0.5969
10,000,001	20,000,000	0.6018
20,000,001	30,000,000	0.6067
30,000,001	40,000,000	0.6116
40,000,001	50,000,000	0.6165
50,000,001	60,000,000	0.6313
60,000,001	70,000,000	0.6362
70,000,001	80,000,000	0.6411
80,000,001	90,000,000	0.6460
90,000,001	100,000,000	0.6509
100,000,001	250,000,000	0.8702
250,000,001	500,000,000	0.8800
500,000,001	750,000,000	0.9095
750,000,001	1,000,000,000	0.9115
1,000,000,001	and above	0.9125

ah

J

Carbis



27-Aug-19

PROFIT SHARING WEIGHTAGES FOR THE MONTH OF SEP 2019

MIB Na'imat Plus TD 3-M Maturity			
From	to	Weightages	
less than	25,000	0.3638	
25,001	100,000	0.3648	
100,001	500,000	0.3658	
500,001	1,000,000	0.3668	
1,000,001	5,000,000	0.3678	
5,000,001	10,000,000	0.5988	
10,000,001	20,000,000	0.6037	
20,000,001	30,000,000	0.6087	
30,000,001	40,000,000	0.6136	
40,000,001	50,000,000	0.6185	
50,000,001	60,000,000	0.6232	
60,000,001	70,000,000	0.6282	
70,000,001	80,000,000	0.6331	
80,000,001	90,000,000	0.6380	
90,000,001	100,000,000	0.6429	
100,000,001	250,000,000	0.8987	
250,000,001	500,000,000	0.9292	
500,000,001	750,000,000	0.9302	
750,000,001	1,000,000,000	0.9312	
1,000,000,001	and above	0.9322	

MIB Na'imat Plus TD 6-M Monthly			
From	to	Weightages	
less than	25,000	0.3628	
25,001	100,000	0.3638	
100,001	500,000	0.3648	
500,001	1,000,000	0.3658	
1,000,001	5,000,000	0.3668	
5,000,001	10,000,000	0.5978	
10,000,001	20,000,000	0.6028	
20,000,001	30,000,000	0.6077	
30,000,001	40,000,000	0.6126	
40,000,001	50,000,000	0.6175	
50,000,001	60,000,000	0.6222	
60,000,001	70,000,000	0.6272	
70,000,001	80,000,000	0.6321	
80,000,001	90,000,000	0.6370	
90,000,001	100,000,000	0.6419	
100,000,001	250,000,000	0.8712	
250,000,001	500,000,000	0.8810	
500,000,001	750,000,000	0.9106	
750,000,001	1,000,000,000	0.9125	
1,000,000,001	and above	0.9135	

MIB Na'imat Plus TD 6-M Maturity			
From	to	Weightages	
less than	25,000	0.3648	
25,001	100,000	0.3658	
100,001	500,000	0.3668	
500,001	1,000,000	0.3678	
1,000,001	5,000,000	0.3687	
5,000,001	10,000,000	0.5988	
10,000,001	20,000,000	0.6047	
20,000,001	30,000,000	0.6096	
30,000,001	40,000,000	0.6145	
40,000,001	50,000,000	0.6195	
50,000,001	60,000,000	0.6242	
60,000,001	70,000,000	0.6291	
70,000,001	80,000,000	0.6341	
80,000,001	90,000,000	0.6390	
90,000,001	100,000,000	0.6439	
100,000,001	250,000,000	0.8997	
250,000,001	500,000,000	0.9302	
500,000,001	750,000,000	0.9312	
750,000,001	1,000,000,000	0.9322	
1,000,000,001	and above	0.9331	

*Ca*

*Ju*

*Cambri*



27-Aug-19

PROFIT SHARING WEIGHTAGES - FOR THE MONTH OF SEP 2019

MIB Na mat Plus TDLY Monthly		
From	to	Weightages
less than	25,000	0.3658
25,001	100,000	0.3668
100,001	500,000	0.3678
500,001	1,000,000	0.3687
1,000,001	5,000,000	0.6441
5,000,001	10,000,000	0.6490
10,000,001	20,000,000	0.6539
20,000,001	30,000,000	0.6588
30,000,001	40,000,000	0.6637
40,000,001	50,000,000	0.6686
50,000,001	60,000,000	0.6735
60,000,001	70,000,000	0.6784
70,000,001	80,000,000	0.6833
80,000,001	90,000,000	0.6882
90,000,001	100,000,000	0.7031
100,000,001	250,000,000	0.9007
250,000,001	500,000,000	0.9056
500,000,001	750,000,000	0.9066
750,000,001	1,000,000,000	0.9076
1,000,000,001	and above	0.9086

MIB Na mat Plus TDLY Quarterly		
From	to	Weightages
less than	25,000	0.3678
25,001	100,000	0.3687
100,001	500,000	0.3697
500,001	1,000,000	0.3707
1,000,001	5,000,000	0.6460
5,000,001	10,000,000	0.6509
10,000,001	20,000,000	0.6558
20,000,001	30,000,000	0.6608
30,000,001	40,000,000	0.6657
40,000,001	50,000,000	0.6706
50,000,001	60,000,000	0.6804
60,000,001	70,000,000	0.6853
70,000,001	80,000,000	0.6903
80,000,001	90,000,000	0.6952
90,000,001	100,000,000	0.7050
100,000,001	250,000,000	0.9027
250,000,001	500,000,000	0.9076
500,000,001	750,000,000	0.9085
750,000,001	1,000,000,000	0.9095
1,000,000,001	and above	0.9105

MIB Na mat Plus TDLY Maturity		
From	to	Weightages
less than	25,000	0.3597
25,001	100,000	0.3707
100,001	500,000	0.3717
500,001	1,000,000	0.3727
1,000,001	5,000,000	0.6470
5,000,001	10,000,000	0.6490
10,000,001	20,000,000	0.6568
20,000,001	30,000,000	0.6618
30,000,001	40,000,000	0.6667
40,000,001	50,000,000	0.6716
50,000,001	60,000,000	0.6786
60,000,001	70,000,000	0.6834
70,000,001	80,000,000	0.6883
80,000,001	90,000,000	0.6932
90,000,001	100,000,000	0.7021
100,000,001	250,000,000	0.8997
250,000,001	500,000,000	0.9312
500,000,001	750,000,000	0.9322
750,000,001	1,000,000,000	0.9331
1,000,000,001	and above	0.9341

*Ch*

*Ju*

*Centric*

PROFIT SHARING WEIGHTAGES - FOR THE MONTH OF SEP 2019

27-Aug-19

MIB Na'imat Plus ID 2-Y Monthly		
From	to	Weightages
less than	25,000	0.3678
25,001	100,000	0.3687
100,001	500,000	0.3697
500,001	1,000,000	0.3707
1,000,001	5,000,000	0.6460
5,000,001	10,000,000	0.6509
10,000,001	20,000,000	0.6558
20,000,001	30,000,000	0.6608
30,000,001	40,000,000	0.6657
40,000,001	50,000,000	0.6706
50,000,001	60,000,000	0.6804
60,000,001	70,000,000	0.6853
70,000,001	80,000,000	0.6903
80,000,001	90,000,000	0.6952
90,000,001	100,000,000	0.7050
100,000,001	250,000,000	0.9027
250,000,001	500,000,000	0.9076
500,000,001	750,000,000	0.9085
750,000,001	1,000,000,000	0.9095
1,000,000,001	and above	0.9105

MIB Na'imat Plus ID 2-Y Quarterly		
From	to	Weightages
less than	25,000	0.3697
25,001	100,000	0.3707
100,001	500,000	0.3717
500,001	1,000,000	0.3727
1,000,001	5,000,000	0.6480
5,000,001	10,000,000	0.6529
10,000,001	20,000,000	0.6578
20,000,001	30,000,000	0.6627
30,000,001	40,000,000	0.6676
40,000,001	50,000,000	0.6726
50,000,001	60,000,000	0.6824
60,000,001	70,000,000	0.6873
70,000,001	80,000,000	0.6922
80,000,001	90,000,000	0.6971
90,000,001	100,000,000	0.7070
100,000,001	250,000,000	0.9046
250,000,001	500,000,000	0.9095
500,000,001	750,000,000	0.9105
750,000,001	1,000,000,000	0.9115
1,000,000,001	and above	0.9125

NA'IMAT ID A/C - 2-YEAR'S HALF YEARLY		
From	to	Weightages
less than	25,000	0.3707
25,001	100,000	0.3717
100,001	500,000	0.3727
500,001	1,000,000	0.3736
1,000,001	5,000,000	0.6490
5,000,001	10,000,000	0.6539
10,000,001	20,000,000	0.6588
20,000,001	30,000,000	0.6637
30,000,001	40,000,000	0.6686
40,000,001	50,000,000	0.6735
50,000,001	60,000,000	0.6834
60,000,001	70,000,000	0.6883
70,000,001	80,000,000	0.6932
80,000,001	90,000,000	0.6981
90,000,001	100,000,000	0.7080
100,000,001	250,000,000	0.9056
250,000,001	500,000,000	0.9105
500,000,001	750,000,000	0.9115
750,000,001	1,000,000,000	0.9125
1,000,000,001	and above	0.9135

02

*Ju*

*Centric*

**PROFIT SHARING WEIGHTAGES - FOR THE MONTH OF SEP 2019**

MIB No mat Plus FD 2-Y Maturity		
From	to	Weightages
less than	25,000	0.3727
25,001	100,000	0.3738
100,001	500,000	0.3746
500,001	1,000,000	0.3756
1,000,001	5,000,000	0.6499
5,000,001	10,000,000	0.6519
10,000,001	20,000,000	0.6598
20,000,001	30,000,000	0.6647
30,000,001	40,000,000	0.6696
40,000,001	50,000,000	0.6745
50,000,001	60,000,000	0.6814
60,000,001	70,000,000	0.6863
70,000,001	80,000,000	0.6912
80,000,001	90,000,000	0.6962
90,000,001	100,000,000	0.7050
100,000,001	250,000,000	0.9027
250,000,001	500,000,000	0.9341
500,000,001	750,000,000	0.9351
750,000,001	1,000,000,000	0.9361
1,000,000,001	and above	0.9371

MIB No mat Plus FD 3-Y Monthly		
From	to	Weightages
less than	25,000	0.3687
25,001	100,000	0.3697
100,001	500,000	0.3707
500,001	1,000,000	0.3717
1,000,001	5,000,000	0.6470
5,000,001	10,000,000	0.6519
10,000,001	20,000,000	0.6568
20,000,001	30,000,000	0.6618
30,000,001	40,000,000	0.6667
40,000,001	50,000,000	0.6716
50,000,001	60,000,000	0.6814
60,000,001	70,000,000	0.6863
70,000,001	80,000,000	0.6912
80,000,001	90,000,000	0.6962
90,000,001	100,000,000	0.7060
100,000,001	250,000,000	0.9036
250,000,001	500,000,000	0.9085
500,000,001	750,000,000	0.9095
750,000,001	1,000,000,000	0.9105
1,000,000,001	and above	0.9115

MIB No mat Plus FD 3-Y Quarterly		
From	to	Weightages
less than	25,000	0.3707
25,001	100,000	0.3717
100,001	500,000	0.3727
500,001	1,000,000	0.3736
1,000,001	5,000,000	0.6490
5,000,001	10,000,000	0.6539
10,000,001	20,000,000	0.6588
20,000,001	30,000,000	0.6637
30,000,001	40,000,000	0.6686
40,000,001	50,000,000	0.6735
50,000,001	60,000,000	0.6834
60,000,001	70,000,000	0.6883
70,000,001	80,000,000	0.6932
80,000,001	90,000,000	0.6981
90,000,001	100,000,000	0.7080
100,000,001	250,000,000	0.9056
250,000,001	500,000,000	0.9105
500,000,001	750,000,000	0.9116
750,000,001	1,000,000,000	0.9125
1,000,000,001	and above	0.9135

*DR*

*Jr*

*Centric*

**PROFIT SHARING WEIGHTAGES - FOR THE MONTH OF SEP 2019**

MIB Na'imat Plus FD 3-Y Maturity		
From	to	Weightages
less than	25,000	0.3756
25,001	100,000	0.3766
100,001	500,000	0.3776
500,001	1,000,000	0.3786
1,000,001	5,000,000	0.6529
5,000,001	10,000,000	0.6549
10,000,001	20,000,000	0.6627
20,000,001	30,000,000	0.6676
30,000,001	40,000,000	0.6726
40,000,001	50,000,000	0.6775
50,000,001	60,000,000	0.6844
60,000,001	70,000,000	0.6893
70,000,001	80,000,000	0.6942
80,000,001	90,000,000	0.6991
90,000,001	100,000,000	0.7080
100,000,001	250,000,000	0.9056
250,000,001	500,000,000	0.9371
500,000,001	750,000,000	0.9381
750,000,001	1,000,000,000	0.9390
1,000,000,001	and above	0.9400

MIB Na'imat Plus FD 5-Y Monthly		
From	to	Weightages
less than	25,000	0.3697
25,001	100,000	0.3707
100,001	500,000	0.3717
500,001	1,000,000	0.3727
1,000,001	5,000,000	0.6480
5,000,001	10,000,000	0.6529
10,000,001	20,000,000	0.6578
20,000,001	30,000,000	0.6627
30,000,001	40,000,000	0.6676
40,000,001	50,000,000	0.6726
50,000,001	60,000,000	0.6824
60,000,001	70,000,000	0.6873
70,000,001	80,000,000	0.6922
80,000,001	90,000,000	0.6971
90,000,001	100,000,000	0.7070
100,000,001	250,000,000	0.9046
250,000,001	500,000,000	0.9095
500,000,001	750,000,000	0.9105
750,000,001	1,000,000,000	0.9115
1,000,000,001	and above	0.9125

MIB Na'imat Plus FD 5-Y Quarterly		
From	to	Weightages
less than	25,000	0.3727
25,001	100,000	0.3736
100,001	500,000	0.3746
500,001	1,000,000	0.3756
1,000,001	5,000,000	0.6509
5,000,001	10,000,000	0.6558
10,000,001	20,000,000	0.6608
20,000,001	30,000,000	0.6657
30,000,001	40,000,000	0.6706
40,000,001	50,000,000	0.6755
50,000,001	60,000,000	0.6863
60,000,001	70,000,000	0.6903
70,000,001	80,000,000	0.6952
80,000,001	90,000,000	0.7001
90,000,001	100,000,000	0.7099
100,000,001	250,000,000	0.9076
250,000,001	500,000,000	0.9125
500,000,001	750,000,000	0.9135
750,000,001	1,000,000,000	0.9145
1,000,000,001	and above	0.9154

*Q*

*Q*

*Cashier*

PROFIT SHARING WEIGHTAGES - FOR THE MONTH OF SEP 2019

MIB Na'imat Plus TDS-A Maturity		
From	to	Weightages
less than	25,000	0.3805
25,001	100,000	0.3815
100,001	500,000	0.3825
500,001	1,000,000	0.3835
1,000,001	5,000,000	0.6578
5,000,001	10,000,000	0.6598
10,000,001	20,000,000	0.6676
20,000,001	30,000,000	0.6726
30,000,001	40,000,000	0.6775
40,000,001	50,000,000	0.6824
50,000,001	60,000,000	0.6893
60,000,001	70,000,000	0.6942
70,000,001	80,000,000	0.6991
80,000,001	90,000,000	0.7040
90,000,001	100,000,000	0.7129
100,000,001	250,000,000	0.9105
250,000,001	500,000,000	0.9420
500,000,001	750,000,000	0.9430
750,000,001	1,000,000,000	0.9440
1,000,000,001	and above	0.9449

MIB Aasoudgi Term Deposit		
From	to	Weightages
less than	25,000	0.6981
25,001	100,000	0.6981
100,001	500,000	0.6981
500,001	1,000,000	0.6981
1,000,001	5,000,000	0.6981
5,000,001	10,000,000	0.6981
10,000,001	20,000,000	0.6981
20,000,001	30,000,000	0.6981
30,000,001	40,000,000	0.6981
40,000,001	50,000,000	0.6981
50,000,001	60,000,000	0.6981
60,000,001	70,000,000	0.6981
70,000,001	80,000,000	0.6981
80,000,001	90,000,000	0.6981
90,000,001	100,000,000	0.6981
100,000,001	250,000,000	0.6981
250,000,001	500,000,000	0.6981
500,000,001	750,000,000	0.6981
750,000,001	1,000,000,000	0.6981
1,000,000,001	and above	0.6981

MIB Baqat Saving Account		
From	to	Weightages
less than	25,000	0.3471
25,001	100,000	0.3481
100,001	500,000	0.3491
500,001	1,000,000	0.3501
1,000,001	5,000,000	0.3550
5,000,001	10,000,000	0.3599
10,000,001	20,000,000	0.3648
20,000,001	30,000,000	0.3697
30,000,001	40,000,000	0.3746
40,000,001	50,000,000	0.3795
50,000,001	60,000,000	0.3845
60,000,001	70,000,000	0.3894
70,000,001	80,000,000	0.3943
80,000,001	90,000,000	0.3992
90,000,001	100,000,000	0.4041
100,000,001	250,000,000	0.4090
250,000,001	500,000,000	0.4140
500,000,001	750,000,000	0.4189
750,000,001	1,000,000,000	0.4238
1,000,000,001	and above	0.4287

Ch

J

Cevlin

MIB Barkat Saving Plus Account		
From	to	Weightages
1	100,000	0.4228
100,001	500,000	0.4228
500,001	1,000,000	0.4228
1,000,001	5,000,000	0.4228
5,000,001	10,000,000	0.4228
10,000,001	25,000,000	0.4228
25,000,001	50,000,000	0.4228
50,000,001	100,000,000	0.4228
100,000,001	200,000,000	0.4228
200,000,001	300,000,000	0.4228
300,000,001	500,000,000	0.4228
500,000,001	1,000,000,000	0.4228
1,000,000,001	2,000,000,000	0.4228
2,000,000,001	and above	0.4228

MIB Barkat Saving Premium Account		
From	to	Weightages
1	1,000,000	0.4238
1,000,001	5,000,000	0.4631
5,000,001	10,000,000	0.6549
10,000,001	50,000,000	0.6608
50,000,001	100,000,000	0.8083
100,000,001	250,000,000	0.8132
250,000,001	500,000,000	0.8230
500,000,001	1,000,000,000	0.8623
1,000,000,001	and above	0.9292

MIB Barkat Super Saving Account		
From	to	Weightages
1	200,000,000	0.4405
200,000,001	500,000,000	0.5074
500,000,001	750,000,000	0.7876
750,000,001	1,000,000,000	0.8220
1,000,000,001	2,000,000,000	0.9007
2,000,000,001	3,000,000,000	0.9204
3,000,000,001	and above	1.0000

MIB Na'imat Premium Plus TD 1-Y monthly		
From	to	Weightages
500,000	5,000,000	0.7266
5,000,001	10,000,000	0.7709
10,000,001	and above	0.8063

MIB Na'imat Premium Plus TD 3-Y monthly		
From	to	Weightages
500,000	5,000,000	0.7414
5,000,001	10,000,000	0.7778
10,000,001	and above	0.8132

MIB Na'imat TD 1-M Maturity		
From	to	Weightages
1	and above	0.3530

MIB Na'imat TD 3-M Maturity		
From	to	Weightages
1	and above	0.3579

MIB Na'imat TD 6-M Maturity		
From	to	Weightages
1	and above	0.3628

MIB Na'imat TD 1-Y Maturity		
From	to	Weightages
1	and above	0.4120

MIB Na'imat TD 2-Y Maturity		
From	to	Weightages
1	and above	0.4159

MIB Na'imat TD 3-Y Maturity		
From	to	Weightages
1	and above	0.4199

MIB Na'imat TD 5-Y Maturity		
From	to	Weightages
1	and above	0.4238

MIB Na'imat TD 1-Y Monthly		
From	to	Weightages
1	and above	0.3668

MIB Na'imat TD 2-Y Monthly		
From	to	Weightages
1	and above	0.3668

MIB Na'imat TD 3-Y Monthly		
From	to	Weightages
1	and above	0.3678

*BR*

*W*

*n. h. w.*



**PROFIT SHARING WEIGHTAGES - FOR THE MONTH OF SEP 2019**

MIB Na'imat TD 5-Y Monthly		
From	to	Weightages
1	and above	0.3687
MIB Na'imat TD 1-Y Quarterly		
1	and above	0.3707
MIB Na'imat TD 2-Y Quarterly		
1	and above	0.3717
MIB Na'imat TD 3-Y Quarterly		
1	and above	0.3727
MIB Na'imat TD 5-Y Quarterly		
1	and above	0.3736
MIB ICD I-M Maturity		
1	and above	0.3786
MIB Imaan Saving Account		
1	and above	0.3343
Charity Fund Account		
1	and above	0.3343
MIB Asaan Saving Account		
1	and above	0.3343
MIB Arfaal Saving Account		
1	and above	0.3373
MIB Imaan Foreign Currency Saving Account - USD		
1	and above	0.0629
MIB Imaan Foreign Currency Saving Account - GBP		
1	and above	0.0079
MIB Imaan Foreign Currency Saving Account - EURO		
1	and above	0.0079
NA'IMAT Term Deposits 1 Month - USD		
From	to	Weightages
1,000	25,000	0.0374
25,001	50,000	0.0383
50,001	250,000	0.0393
250,001	500,000	0.0403
500,001	and above	0.0413
NA'IMAT Term Deposits 3 Months Monthly - USD		
From	to	Weightages
1,000	25,000	0.0383
25,001	50,000	0.0393
50,001	250,000	0.0403
250,001	500,000	0.0413
500,001	and above	0.0423
NA'IMAT Term Deposits 3 Months Maturity - USD		
From	to	Weightages
1,000	25,000	0.0393
25,001	50,000	0.0403
50,001	250,000	0.0413
250,001	500,000	0.0423
500,001	and above	0.0433
NA'IMAT Term Deposits 6 Months Monthly - USD		
From	to	Weightages
1,000	25,000	0.0403
25,001	50,000	0.0413
50,001	250,000	0.0423
250,001	500,000	0.0433
500,001	and above	0.0442

*Dr*

*Ju*

*Caroline*

**PROFIT SHARING WEIGHTAGES - FOR THE MONTH OF SEP 2019**

NAMA Term Deposits 6 Months Maturity-USD		
From	to	Weightages
1,000	25,000	0.0413
25,001	50,000	0.0423
50,001	250,000	0.0433
250,001	500,000	0.0442
500,001	and above	0.0452
NAMA Term Deposits 1 Year Monthly-USD		
From	to	Weightages
1,000	25,000	0.0423
25,001	50,000	0.0433
50,001	250,000	0.0442
250,001	500,000	0.0452
500,001	and above	0.0462
NAMA Term Deposits 1 Year Maturity-USD		
From	to	Weightages
1,000	25,000	0.0433
25,001	50,000	0.0442
50,001	250,000	0.0452
250,001	500,000	0.0462
500,001	and above	0.0472
NAMA Term Deposits 2 Years Monthly-USD		
From	to	Weightages
1,000	25,000	0.0442
25,001	50,000	0.0452
50,001	250,000	0.0462
250,001	500,000	0.0472
500,001	and above	0.0482
NAMA Term Deposits 2 Years Maturity-USD		
From	to	Weightages
1,000	25,000	0.0452
25,001	50,000	0.0462
50,001	250,000	0.0472
250,001	500,000	0.0482
500,001	and above	0.0492
NAMA Term Deposits 3 Years Monthly-USD		
From	to	Weightages
1,000	25,000	0.0462
25,001	50,000	0.0472
50,001	250,000	0.0482
250,001	500,000	0.0492
500,001	and above	0.0501
NAMA Term Deposits 3 Years Maturity-USD		
From	to	Weightages
1,000	25,000	0.0472
25,001	50,000	0.0482
50,001	250,000	0.0492
250,001	500,000	0.0501
500,001	and above	0.0511
ADV SEC RECEIPT CAR HARAH		
From	to	Weightages
1	and above	0.0029
ADV SEC REC EQUIPMENT HARAH		
From	to	Weightages
1	and above	0.0029
ADV SEC REC LC ENDER MURABAHA		
From	to	Weightages
1	and above	0.0029
ADV SEC REC LC SERVICE HARAH		
From	to	Weightages
1	and above	0.0029
ADV SEC REC BANK GUARANTEE		
From	to	Weightages
1	and above	0.0029
ADV SEC RECEIPT DM OTHER		
From	to	Weightages
1	and above	0.0029

*Q*

*J*

*Carlini*

27-Aug-19


**PROFIT SHARING WEIGHTAGES - FOR THE MONTH OF SEP 2019**

ADY SEC RECEIPT - DM STAFF		
From	to	Weightages
1	and above	0.0029
ADY SEC RECEIPT - OTHERS		
From	to	Weightages
1	and above	0.0029
ADY SEC REC. ADVANCE RENTALS		
From	to	Weightages
1	and above	0.0029
ADY SEC RECEIPT - CGY OTHERS		
From	to	Weightages
1	and above	0.0029


PROFIT SHARING RATIO	
Rabbul Maal (Depositor)	50%
Mudarib (Bank)	50%


Recommended By:

  
 DEPARTMENT HEAD - POOL MANAGEMENT

  
 DIVISIONAL HEAD - FCG

Approved By:

  
 MUFTI SYED SABIR HUSSAIN  
 RESIDENT SHARIAH BOARD MEMBER

  
 SYED IFTIKHAR HUSSAIN RIZVI  
 CHIEF FINANCIAL OFFICER