

PROFIT SHARING RATIO AND WEIGHTAGES - FOR THE MONTH OF JUNE 2021

Amount Range		MIB Asaan Saving Account	MIB Asaan Remittance Saving Account	MIB Atfaal Saving Account	MIB Imaan Saving Account - PKR	MCB Islamic Shandaar Account
From	to	Weightage	Weightage	Weightage	Weightage	Weightage
0	and above	0.3000	0.3000	0.3288	0.3000	0.0033

Amount Range		MIB Imaan Saving Account - USD	MIB Imaan Saving Account - GBP	MIB Imaan Saving Account - EURO
From	to	Weightage	Weightage	Weightage
0	and above	0.0154	0.0111	0.0144

Amount Range		MIB Barkat Saving Plus Account	Amount Range		MIB Barkat Saving Premium Account	Amount Range		MIB Barkat Super Saving Account
From	to	Weightages	From	to	Weightages	From	to	Weightages
0	100,000	0.3296	0	1,000,000	0.3625	0	200,000,000	0.3625
100,001	500,000	0.3296	1,000,001	5,000,000	0.3699	200,000,001	500,000,000	0.4521
500,001	1,000,000	0.3296	5,000,001	10,000,000	0.4036	500,000,001	750,000,000	0.4685
1,000,001	5,000,000	0.3296	10,000,001	50,000,000	0.4192	750,000,001	1,000,000,000	0.4767
5,000,001	10,000,000	0.3296	50,000,001	100,000,000	0.4323	1,000,000,001	2,000,000,000	0.5425
10,000,001	25,000,000	0.3296	100,000,001	250,000,000	0.4488	2,000,000,001	3,000,000,000	0.5425
25,000,001	50,000,000	0.3296	250,000,001	500,000,000	0.5096	3,000,000,001	and above	0.5548
50,000,001	100,000,000	0.3296	500,000,001	1,000,000,000	0.5260			
100,000,001	200,000,000	0.3296	1,000,000,001	and above	0.5630			
200,000,001	300,000,000	0.3296						
300,000,001	500,000,000	0.3296						
500,000,001	1,000,000,000	0.3296						
1,000,000,001	2,000,000,000	0.3296						
2,000,000,001	and above	0.3296						


Amount Range		MCB Islamic Rozana Bachat Saving Account	Amount Range		MCB Islamic Rozana Bachat Saving Premium Account
From	to	Weightages	From	to	Weightages
0	25,000	0.2260	0	5,000,000	0.4110
25,001	500,000	0.2548	5,000,001	50,000,000	0.4315
500,001	5,000,000	0.2712	50,000,001	100,000,000	0.4726
5,000,001	50,000,000	0.2877	100,000,001	250,000,000	0.4932
50,000,001	250,000,000	0.3493	250,000,001	500,000,000	0.5137
250,000,001	500,000,000	0.3575	500,000,001	1,000,000,000	0.5137
500,000,001	750,000,000	0.3699	1,000,000,001	2,000,000,000	0.5342
750,000,001	1,000,000,000	0.3699	2,000,000,001	3,000,000,000	0.5425
1,000,000,001	and above	0.3699	3,000,000,001	and above	0.5425



PROFIT SHARING RATIO AND WEIGHTAGES - FOR THE MONTH OF JUNE 2021

Amount Range		MIB Barkat Saving Account	MIB Na'mat Plus TD 1 Month Maturity	MIB Na'mat Plus TD 2 Months Maturity	MIB Na'mat Plus TD 3 Months Monthly	MIB Na'mat Plus TD 3 Months Maturity	MIB Na'mat Plus TD 6 Months Monthly	MIB Na'mat Plus TD 6 Months Maturity
From	to	Weightages	Weightages	Weightages	Weightages	Weightages	Weightages	Weightages
0	25,000	0.3016	0.3090	0.3123	0.3123	0.3140	0.3140	0.3156
25,001	100,000	0.3090	0.3123	0.3140	0.3140	0.3156	0.3156	0.3173
100,001	500,000	0.3123	0.3173	0.3156	0.3156	0.3173	0.3173	0.3197
500,001	1,000,000	0.3189	0.3205	0.3173	0.3173	0.3197	0.3189	0.3205
1,000,001	5,000,000	0.3263	0.3477	0.3493	0.3493	0.3510	0.3501	0.3551
5,000,001	10,000,000	0.3329	0.3847	0.3871	0.3871	0.3888	0.3871	0.3904
10,000,001	20,000,000	0.3395	0.4332	0.4364	0.4364	0.4373	0.4373	0.4397
20,000,001	30,000,000	0.3436	0.4373	0.4521	0.4529	0.4545	0.4537	0.4562
30,000,001	40,000,000	0.3477	0.4414	0.4570	0.4570	0.4586	0.4578	0.4595
40,000,001	50,000,000	0.3551	0.4463	0.4603	0.4603	0.4627	0.4619	0.4644
50,000,001	60,000,000	0.3575	0.4512	0.4652	0.4652	0.4668	0.4652	0.4685
60,000,001	70,000,000	0.3625	0.4545	0.4685	0.4685	0.4701	0.4693	0.4718
70,000,001	80,000,000	0.3666	0.4619	0.4734	0.4734	0.4742	0.4734	0.4767
80,000,001	90,000,000	0.3699	0.4685	0.4775	0.4775	0.4800	0.4792	0.4808
90,000,001	100,000,000	0.3740	0.4726	0.4816	0.4816	0.4825	0.4825	0.4849
100,000,001	250,000,000	0.3789	0.4767	0.5104	0.4858	0.4874	0.4866	0.4882
250,000,001	500,000,000	0.3871	0.4816	0.5293	0.4890	0.4915	0.4907	0.4932
500,000,001	750,000,000	0.4110	0.5071	0.5301	0.4932	0.4956	0.4940	0.5753
750,000,001	1,000,000,000	0.4175	0.5104	0.5310	0.4973	0.4997	0.4981	0.5753
1,000,000,001	and above	0.4241	0.5548	0.5589	0.5022	0.5671	0.5030	0.5753

Amount Range		MIB Na'mat Plus TD 1 Year Monthly	MIB Na'mat Plus TD 1 Year Quarterly	MIB Na'mat Plus TD 1 Year Maturity	MIB Na'mat Plus TD 2 Years Monthly	MIB Na'mat Plus TD 2 Years Quarterly	MIB Na'mat Plus TD 2 Years Half Yearly	MIB Na'mat Plus TD 2 Years Maturity
From	to	Weightages	Weightages	Weightages	Weightages	Weightages	Weightages	Weightages
0	25,000	0.3140	0.3156	0.3173	0.3181	0.3189	0.3205	0.3230
25,001	100,000	0.3164	0.3173	0.3189	0.3189	0.3205	0.3222	0.3238
100,001	500,000	0.3181	0.3189	0.3205	0.3214	0.3214	0.3238	0.3247
500,001	1,000,000	0.3189	0.3205	0.3230	0.3222	0.3230	0.3263	0.3271
1,000,001	5,000,000	0.3526	0.3534	0.3600	0.3551	0.3567	0.3625	0.3649
5,000,001	10,000,000	0.3888	0.3896	0.3995	0.3921	0.3921	0.4011	0.4036
10,000,001	20,000,000	0.4381	0.4381	0.4488	0.4414	0.4414	0.4521	0.4537
20,000,001	30,000,000	0.4545	0.4562	0.4570	0.4586	0.4586	0.4603	0.4619
30,000,001	40,000,000	0.4586	0.4595	0.4603	0.4619	0.4619	0.4636	0.4652
40,000,001	50,000,000	0.4619	0.4636	0.4652	0.4660	0.4668	0.4668	0.4693
50,000,001	60,000,000	0.4668	0.4668	0.4701	0.4701	0.4718	0.4734	0.4759
60,000,001	70,000,000	0.4718	0.4718	0.4742	0.4742	0.4742	0.4775	0.4800
70,000,001	80,000,000	0.4759	0.4759	0.4800	0.4784	0.4800	0.4816	0.4833
80,000,001	90,000,000	0.4800	0.4808	0.4841	0.4825	0.4833	0.4874	0.4890
90,000,001	100,000,000	0.4833	0.4833	0.4874	0.4866	0.4874	0.4890	0.4915
100,000,001	250,000,000	0.4874	0.4882	0.4915	0.4907	0.4915	0.4932	0.4956
250,000,001	500,000,000	0.4915	0.4923	0.6164	0.4940	0.4956	0.4997	0.5022
500,000,001	750,000,000	0.4956	0.4964	0.6164	0.4997	0.4997	0.5038	0.5055
750,000,001	1,000,000,000	0.5005	0.5005	0.6164	0.5038	0.5038	0.5079	0.5096
1,000,000,001	and above	0.5047	0.5055	0.6411	0.5088	0.5088	0.5129	0.5137



PROFIT SHARING RATIO AND WEIGHTAGES - FOR THE MONTH OF JUNE 2021

Amount Range		MIB Na'mat Plus TD 3 Years Monthly	MIB Na'mat Plus TD 3 Years Quarterly	MIB Na'mat Plus TD 3 Years Maturity	MIB Na'mat Plus TD 5 Years Monthly	MIB Na'mat Plus TD 5 Years Quarterly	MIB Na'mat Plus TD 5 Years Maturity	MIB Aasoodgi Term Deposit
From	to	Weightages	Weightages	Weightages	Weightages	Weightages	Weightages	Weightages
0	25,000	0.3181	0.3214	0.3247	0.3214	0.3247	0.3271	0.5071
25,001	100,000	0.3205	0.3222	0.3263	0.3222	0.3263	0.3288	0.5071
100,001	500,000	0.3214	0.3238	0.3271	0.3230	0.3271	0.3296	0.5071
500,001	1,000,000	0.3230	0.3263	0.3296	0.3263	0.3296	0.3329	0.5071
1,000,001	5,000,000	0.3567	0.3625	0.3666	0.3633	0.3666	0.3690	0.5071
5,000,001	10,000,000	0.3921	0.4011	0.4060	0.4011	0.4060	0.4085	0.5071
10,000,001	20,000,000	0.4414	0.4521	0.4545	0.4521	0.4545	0.4578	0.5071
20,000,001	30,000,000	0.4586	0.4603	0.4636	0.4603	0.4636	0.4652	0.5071
30,000,001	40,000,000	0.4627	0.4636	0.4668	0.4636	0.4668	0.4693	0.5071
40,000,001	50,000,000	0.4668	0.4668	0.4775	0.4668	0.4718	0.4734	0.5071
50,000,001	60,000,000	0.4718	0.4734	0.4792	0.4734	0.4775	0.4808	0.5071
60,000,001	70,000,000	0.4742	0.4775	0.4816	0.4775	0.4816	0.4833	0.5071
70,000,001	80,000,000	0.4800	0.4816	0.4858	0.4816	0.4858	0.4874	0.5071
80,000,001	90,000,000	0.4833	0.4874	0.4915	0.4874	0.4915	0.4932	0.5071
90,000,001	100,000,000	0.4874	0.4899	0.4932	0.4890	0.4932	0.4973	0.5071
100,000,001	250,000,000	0.4915	0.4932	0.4940	0.4932	0.4973	0.5005	0.5071
250,000,001	500,000,000	0.4956	0.4997	0.5047	0.4940	0.5038	0.5071	0.5071
500,000,001	750,000,000	0.4997	0.5038	0.5079	0.5038	0.5079	0.5112	0.5071
750,000,001	1,000,000,000	0.5038	0.5079	0.5121	0.5079	0.5121	0.5145	0.5071
1,000,000,001	and above	0.5079	0.5129	0.5162	0.5129	0.5170	0.5186	0.5071

Amount Range		MIB Na'mat Premium Plus TD 1 Year Monthly	Amount Range		MIB Na'mat Premium Plus TD 3 Years Monthly
From	to	Weightages	From	to	Weightages
0	5,000,000	0.5071	0	5,000,000	0.5079
5,000,001	10,000,000	0.5079	5,000,001	10,000,000	0.5121
10,000,001	and above	0.5104	10,000,001	and above	0.5145

Amount Range		MIB Na'mat TD 1 Month Maturity	MIB FI TD 1 Month Maturity	MIB Na'mat TD 3 Months Maturity	MIB Na'mat TD 6Months Maturity	MIB Na'mat TD 1 Year Monthly	MIB Na'mat TD 1 Year Quarterly	MIB Na'mat TD 1 Year Maturity
From	to	Weightage	Weightage	Weightage	Weightage	Weightage	Weightage	Weightage
0	and above	0.6411	0.3452	0.3230	0.3296	0.3337	0.3386	0.3953

Amount Range		MIB Na'mat TD 2 Years Monthly	MIB Na'mat TD 2 Years Quarterly	MIB Na'mat TD 2 Years Maturity	MIB Na'mat TD 3 Years Monthly	MIB Na'mat TD 3 Years Quarterly	MIB Na'mat TD 3 Years Maturity	MIB Na'mat TD 5 Years Monthly
From	to	Weightage	Weightage	Weightage	Weightage	Weightage	Weightage	Weightage
0	and above	0.3337	0.3395	0.4011	0.3345	0.3411	0.4060	0.3345

Amount Range		MIB Na'mat TD 5 Years Quarterly	MIB Na'mat TD 5 Years Maturity
From	to	Weightage	Weightage
0	and above	0.3411	0.4110



PROFIT SHARING RATIO AND WEIGHTAGES - FOR THE MONTH OF JUNE 2021

Amount Range		MIB Na'mat Plus FCY TD 1 Month Maturity	MIB Na'mat Plus FCY TD 3 Months Monthly	MIB Na'mat Plus FCY TD 3 Months Maturity	MIB Na'mat Plus FCY TD 6 Months Monthly	MIB Na'mat Plus FCY TD 6 Months Maturity	MIB Na'mat Plus FCY TD 1 Year Monthly	MIB Na'mat Plus FCY TD 1 Year Maturity
From	to	Weightages	Weightages	Weightages	Weightages	Weightages	Weightages	Weightages
0	25,000	0.0095	0.0103	0.0107	0.0111	0.0119	0.0123	0.0136
25,001	50,000	0.0103	0.0107	0.0111	0.0123	0.0123	0.0136	0.0140
50,001	250,000	0.0107	0.0111	0.0119	0.0127	0.0136	0.0140	0.0148
250,001	500,000	0.0111	0.0120	0.0123	0.0136	0.0140	0.0148	0.0156
500,001	and above	0.0119	0.0127	0.0136	0.0140	0.0148	0.0156	0.0160

Amount Range		MIB Na'mat Plus FCY TD 2 Years Monthly	MIB Na'mat Plus FCY TD 2 Years Maturity	MIB Na'mat Plus FCY TD 3 Years Monthly	MIB Na'mat Plus FCY TD 3 Years Maturity
From	to	Weightages	Weightages	Weightages	Weightages
0	25,000	0.0140	0.0148	0.0156	0.0160
25,001	50,000	0.0148	0.0156	0.0160	0.0168
50,001	250,000	0.0156	0.0160	0.0168	0.0177
250,001	500,000	0.0160	0.0168	0.0177	0.0181
500,001	and above	0.0168	0.0177	0.0181	0.0193

Amount Range		Advance Security Receipt - Advance Rentals	Advance Security Receipt - Bank Guarantee	Advance Security Receipt - Car Ijarah	Advance Security Receipt - DM Other	Advance Security Receipt - DM Staff	Advance Security Receipt - Equipment Ijarah	Advance Security Receipt - LC Service Ijarah
From	to	Weightage	Weightage	Weightage	Weightage	Weightage	Weightage	Weightage
0	and above	0.0033	0.0033	0.0033	0.0033	0.0033	0.0033	0.0033

Amount Range		Advance Security Receipt - LC under Murabaha	Advance Security Receipt - Others	Advance Security Receipt - FCY Others	SBP- IWS Corporate & Commercial ATL	SBP- IWS SME ATL	SBP- IWS Corporate & Commercial Non - ATL	SBP- IWS SME Non - ATL
From	to	Weightage	Weightage	Weightage	Weightage	Weightage	Weightage	Weightage
0	and above	0.0033	0.0033	0.0003	0.0033	0.0033	0.1644	0.0822

Amount Range		SBP- IRFCC upto 5 Years	SBP- ITERF upto 10 Years	SBP- ILTF upto 3 Years	SBP- ILTF more than 3 Years & upto 5 Years	SBP- ILTF more than 5 Years & upto 10 Years	SBP- IFRE Category I	SBP- IFRE Category II
From	to	Weightage	Weightage	Weightage	Weightage	Weightage	Weightage	Weightage
0	and above	0.0033	0.0822	0.2877	0.2055	0.1644	0.2466	0.1644

Amount Range		SBP- IFRE Category III	SBP- IFFSAP Corporate & Commercial upto 3 Years	SBP- IFFSAP Corp & Comm more than 3 Years & upto 5 Years	SBP- IFFSAP Corp & Comm upto 7 Years	SBP- IFFSAP SME	SBP- IRFMS
From	to	Weightage	Weightage	Weightage	Weightage	Weightage	Weightage
0	and above	0.2466	0.2877	0.2671	0.2055	0.1644	0.1644


PROFIT SHARING RATIO AND WEIGHTAGES - FOR THE MONTH OF JUNE 2021

PROFIT SHARING RATIO	
Rabbul Maal (Depositor)	50%
Mudarib (Bank)	50%

Recommended By:



Department Head - Pool Management




Divisional Head - FCG

Approved By:



Mufti Syed Sabir Hussain
Resident Shari'ah Board Member



Syed Iftikhar Hussain Rizvi
Chief Financial Officer