

PROFIT RATES FOR THE MONTH OF MAY 2022


Amount Range		MCB Islamic Asaan Saving Account	MCB Islamic Asaan Remittance Saving Account	MCB Islamic Asaan Digital Saving Account	MCB Islamic Asaan Digital Remittance Saving	MCB Islamic Atfaal Saving Account	MCB Islamic Shandaar Account	MCB Islamic Niswaan Saving Account
From	to	Profit Rate	Profit Rate	Profit Rate	Profit Rate	Profit Rate	Profit Rate	Profit Rate
0	and above	4.8009	0.0000	0.0000	0.0000	4.8009	0.0400	4.8009

Amount Range		MCB Islamic Imaan Saving Account - PKR	MCB Islamic Freelancer Digital Saving Account - PKR
From	to	Profit Rate	Profit Rate
0	and above	4.8009	0.0000

Amount Range		MCB Islamic Imaan Saving Account - USD	MCB Islamic Imaan Saving Account - GBP	MCB Islamic Imaan Saving Account - EUR	MCB Islamic Freelancer Digital Saving - USD	MCB Islamic Freelancer Digital Saving Account - GBP	MCB Islamic Freelancer Digital Saving Account - EUR
From	to	Profit Rate	Profit Rate	Profit Rate	Profit Rate	Profit Rate	Profit Rate
0	and above	0.1847	0.1354	0.1755	0.0000	0.0000	0.0000

Amount Range		MCB Islamic Barkat Saving Account	Amount Range		MCB Islamic Barkat Saving Premium Account	Amount Range		MCB Islamic Barkat Super Saving Account
From	to	Profit Rates	From	to	Profit Rates	From	to	Profit Rates
0	25,000	4.8009	0	5,000,000	5.5004	0	50,000,000	5.3508
25,001	500,000	4.8504	5,000,001	50,000,000	5.7006	50,000,001	100,000,000	5.7512
500,001	5,000,000	4.9010	50,000,001	100,000,000	6.0008	100,000,001	250,000,000	6.1009
5,000,001	50,000,000	4.9505	100,000,001	250,000,000	6.5013	250,000,001	500,000,000	6.8004
50,000,001	250,000,000	5.0011	250,000,001	500,000,000	8.8011	500,000,001	1,000,000,000	0.0000
250,000,001	500,000,000	5.3002	500,000,001	1,000,000,000	9.0013	1,000,000,001	2,000,000,000	9.2014
500,000,001	750,000,000	0.0000	1,000,000,001	2,000,000,000	0.0000	2,000,000,001	3,000,000,000	0.0000
750,000,001	1,000,000,000	0.0000	2,000,000,001	3,000,000,000	9.5005	3,000,000,001	4,000,000,000	0.0000
1,000,000,001	and above	0.0000	3,000,000,001	and above	0.0000	4,000,000,001	and above	0.0000

Amount Range		MCB Islamic Barkat Saving Plus Account	Amount Range		MCB Islamic Rozana Bachat Saving Account	Amount Range		MCB Islamic Rozana Bachat Saving Plus Account
From	To	Profit Rates	From	to	Profit Rates	From	to	Profit Rates
-	100,000	4.8009	0	25,000	4.8009	0	100,000	4.8009
100,001	1,000,000	4.8009	25,001	500,000	4.8504	100,001	1,000,000	4.8009
1,000,001	10,000,000	4.8009	500,001	1,000,000	4.9010	1,000,001	10,000,000	4.8009
10,000,001	50,000,000	4.8009	1,000,001	5,000,000	4.9505	10,000,001	50,000,000	4.8009
50,000,001	250,000,000	5.3002	5,000,001	10,000,000	5.0011	50,000,001	250,000,000	0.0000
250,000,001	500,000,000	0.0000	10,000,001	25,000,000	5.1012	250,000,001	500,000,000	0.0000
500,000,001	750,000,000	0.0000	25,000,001	50,000,000	5.2507	500,000,001	750,000,000	0.0000
750,000,001	1,000,000,000	0.0000	50,000,001	100,000,000	5.2507	750,000,001	1,000,000,000	0.0000
1,000,000,001	2,000,000,000	0.0000	100,000,001	200,000,000	5.2507	1,000,000,001	2,000,000,000	0.0000
2,000,000,001	Above	0.0000	200,000,001	300,000,000	0.0000	2,000,000,001	and above	0.0000
			300,000,001	and above	0.0000			





PROFIT RATES FOR THE MONTH OF MAY 2022

Amount Range		MCB Islamic Rozana Bachat Saving Premium Account	Amount Range		MCB Islamic Rozana Bachat Super Saving Account
From	to	Profit Rates	From	to	Profit Rates
0	5,000,000	6.3011	0	50,000,000	7.5011
5,000,001	50,000,000	6.5508	50,000,001	100,000,000	8.5008
50,000,001	100,000,000	7.0512	100,000,001	250,000,000	9.5005
100,000,001	250,000,000	9.0013	250,000,001	500,000,000	10.0010
250,000,001	500,000,000	9.0013	500,000,001	1,000,000,000	10.2507
500,000,001	1,000,000,000	9.5005	1,000,000,001	2,000,000,000	0.0000
1,000,000,001	2,000,000,000	11.6013	2,000,000,001	3,000,000,000	0.0000
2,000,000,001	3,000,000,000	11.6013	3,000,000,001	4,000,000,000	0.0000
3,000,000,001	and above	0.0000	4,000,000,001	and above	0.0000

Amount Range		MCB Islamic Na'mat Plus TD 1 Month Maturity	MCB Islamic Na'mat Plus TD 2 Months Maturity	MCB Islamic Na'mat Plus TD 3 Months Monthly	MCB Islamic Na'mat Plus TD 3Months Maturity	MCB Islamic Na'mat Plus TD 6 Months Monthly	MCB Islamic Na'mat Plus TD 6 Months Maturity	MCB Islamic Na'mat Plus TD 1 Year Monthly
From	to	Profit Rates	Profit Rates	Profit Rates	Profit Rates	Profit Rates	Profit Rates	Profit Rates
0	100,000	5.0011	0.0000	0.0000	5.1012	0.0000	5.1506	5.1506
100,001	1,000,000	5.0612	5.1106	5.1106	5.1601	5.1601	5.2107	5.2107
1,000,001	25,000,000	6.0503	6.1009	6.1009	6.1504	6.1504	6.2010	6.2010
25,000,001	50,000,000	6.3506	0.0000	0.0000	0.0000	0.0000	6.5013	6.5013
50,000,001	100,000,000	7.3009	0.0000	0.0000	0.0000	0.0000	0.0000	7.4504
100,000,001	250,000,000	7.5505	0.0000	0.0000	7.6506	0.0000	0.0000	7.7012
250,000,001	500,000,000	0.0000	0.0000	0.0000	0.0000	0.0000	0.0000	0.0000
500,000,001	750,000,000	0.0000	0.0000	0.0000	0.0000	0.0000	0.0000	0.0000
750,000,001	1,000,000,000	0.0000	0.0000	0.0000	0.0000	0.0000	0.0000	0.0000
1,000,000,001	2,000,000,000	0.0000	0.0000	0.0000	0.0000	0.0000	0.0000	0.0000
2,000,000,001	3,000,000,000	0.0000	0.0000	0.0000	0.0000	0.0000	0.0000	0.0000
3,000,000,001	Above	0.0000	0.0000	0.0000	0.0000	0.0000	0.0000	0.0000

Amount Range		MCB Islamic Na'mat Plus TD 1 Year Quarterly	MCB Islamic Na'mat Plus TD 1 Year Maturity	MCB Islamic Na'mat Plus TD 2 Years Monthly	MCB Islamic Na'mat Plus TD 2 Years Quarterly	MCB Islamic Na'mat Plus TD 2 Years Maturity	MCB Islamic Na'mat Plus TD 3 Years Monthly	MCB Islamic Na'mat Plus TD 3 Years Quarterly
From	to	Profit Rates	Profit Rates	Profit Rates	Profit Rates	Profit Rates	Profit Rates	Profit Rates
0	100,000	5.2001	5.2507	5.2001	5.3002	5.4003	0.0000	0.0000
100,001	1,000,000	5.2554	5.3002	5.2554	5.3555	5.4556	5.3555	5.4556
1,000,001	25,000,000	6.2411	6.2811	0.0000	0.0000	6.4413	6.3412	0.0000
25,000,001	50,000,000	6.5413	0.0000	0.0000	0.0000	0.0000	0.0000	0.0000
50,000,001	100,000,000	0.0000	7.4810	0.0000	0.0000	0.0000	0.0000	0.0000
100,000,001	250,000,000	0.0000	7.7213	0.0000	0.0000	0.0000	0.0000	0.0000
250,000,001	500,000,000	0.0000	0.0000	0.0000	0.0000	0.0000	0.0000	0.0000
500,000,001	750,000,000	0.0000	0.0000	0.0000	0.0000	0.0000	0.0000	0.0000
750,000,001	1,000,000,000	0.0000	0.0000	0.0000	0.0000	0.0000	0.0000	0.0000
1,000,000,001	2,000,000,000	0.0000	8.1004	0.0000	0.0000	0.0000	0.0000	0.0000
2,000,000,001	3,000,000,000	0.0000	12.0017	0.0000	0.0000	0.0000	0.0000	0.0000
3,000,000,001	Above	0.0000	0.0000	0.0000	0.0000	0.0000	0.0000	0.0000




PROFIT RATES FOR THE MONTH OF MAY 2022

Amount Range		MCB Islamic Na'mat Plus TD 3 Years Maturity	MCB Islamic Na'mat Plus TD 5 Years Monthly	MCB Islamic Na'mat Plus TD 5 Years Quarterly	MCB Islamic Na'mat Plus TD 5 Years Maturity	Amount Range		MCB Islamic Aasoodgi Term Deposit
From	to	Profit Rates	Profit Rates	Profit Rates	Profit Rates	From	to	Profit Rates
0	100,000	0.0000	5.4003	0.0000	0.0000	0	50,000	9.0013
100,001	1,000,000	5.5557	5.4556	0.0000	5.6558	50,001	500,000	9.0013
1,000,001	25,000,000	0.0000	6.4413	0.0000	0.0000	500,001	1,000,000	9.0013
25,000,001	50,000,000	0.0000	0.0000	0.0000	0.0000	1,000,001	5,000,000	9.0013
50,000,001	100,000,000	0.0000	0.0000	0.0000	0.0000	5,000,001	25,000,000	9.0013
100,000,001	250,000,000	0.0000	0.0000	0.0000	0.0000	25,000,001	50,000,000	0.0000
250,000,001	500,000,000	0.0000	0.0000	0.0000	0.0000	50,000,001	75,000,000	0.0000
500,000,001	750,000,000	0.0000	0.0000	0.0000	0.0000	75,000,001	100,000,000	0.0000
750,000,001	1,000,000,000	0.0000	0.0000	0.0000	0.0000	100,000,001	250,000,000	0.0000
1,000,000,001	2,000,000,000	0.0000	0.0000	0.0000	0.0000	250,000,001	500,000,000	0.0000
2,000,000,001	3,000,000,000	0.0000	0.0000	0.0000	0.0000	500,000,001	750,000,000	0.0000
3,000,000,001	Above	0.0000	0.0000	0.0000	0.0000	750,000,001	1,000,000,000	0.0000
						1,000,000,001	2,000,000,000	0.0000
						2,000,000,001	3,000,000,000	0.0000
						3,000,000,001	Above	0.0000

Amount Range		MCB Islamic Na'mat Premium Plus TD 1 Year Monthly	MCB Islamic Na'mat Premium Plus TD 3 Years Monthly
From	to	Profit Rates	Profit Rates
0	5,000,000	8.6515	8.6810
5,000,001	10,000,000	8.6810	8.7010
10,000,001	and above	8.7010	9.0013

Amount Range		MCB Islamic Na'mat TD 1 Month Maturity	MCB Islamic FI TD 1 Month Maturity	MCB Islamic Na'mat TD 3 Months Maturity	MCB Islamic Na'mat TD 6Months Maturity	MCB Islamic Na'mat TD 1 Year Monthly	MCB Islamic Na'mat TD 1 Year Quarterly	MCB Islamic Na'mat TD 1 Year Maturity
From	to	Profit Rate	Profit Rate	Profit Rate	Profit Rate	Profit Rate	Profit Rate	Profit Rate
0	and above	0.0000	0.0000	0.0000	0.0000	10.0010	0.0000	10.2012

Amount Range		MCB Islamic Na'mat TD 2 Years Monthly	MCB Islamic Na'mat TD 2 Years Quarterly	MCB Islamic Na'mat TD 2 Years Maturity	MCB Islamic Na'mat TD 3 Years Monthly	MCB Islamic Na'mat TD 3 Years Quarterly	MCB Islamic Na'mat TD 3 Years Maturity	MCB Islamic Na'mat TD 5 Years Monthly
From	to	Profit Rate	Profit Rate	Profit Rate	Profit Rate	Profit Rate	Profit Rate	Profit Rate
0	and above	0.0000	0.0000	0.0000	0.0000	0.0000	0.0000	0.0000

Amount Range		MCB Islamic Na'mat TD 5 Years Quarterly	MCB Islamic Na'mat TD 5 Years Maturity
From	to	Profit Rate	Profit Rate
0	and above	0.0000	0.0000




PROFIT RATES FOR THE MONTH OF MAY 2022

Amount Range		MCB Islamic Na'mat Plus FCY TD 1 Month Maturity	MCB Islamic Na'mat Plus FCY TD 3 Months Monthly	MCB Islamic Na'mat Plus FCY TD 3 Months Maturity	MCB Islamic Na'mat Plus FCY TD 6 Months Monthly	MCB Islamic Na'mat Plus FCY TD 6 Months Maturity	MCB Islamic Na'mat Plus FCY TD 1 Year Monthly	MCB Islamic Na'mat Plus FCY TD 1 Year Maturity
From	to	Profit Rates	Profit Rates	Profit Rates	Profit Rates	Profit Rates	Profit Rates	Profit Rates
0	25,000	0.0000	0.0000	0.0000	0.0000	0.0000	0.0000	0.0000
25,001	50,000	0.0000	0.0000	0.0000	0.0000	0.0000	0.0000	0.0000
50,001	250,000	0.0000	0.0000	0.0000	0.0000	0.0000	0.0000	0.0000
250,001	500,000	0.0000	0.0000	0.0000	0.0000	0.0000	0.0000	0.0000
500,001	and above	0.0000	0.0000	0.0000	0.0000	0.0000	0.0000	0.0000


Amount Range		MCB Islamic Na'mat Plus FCY TD 2 Years Monthly	MCB Islamic Na'mat Plus FCY TD 2 Years Maturity	MCB Islamic Na'mat Plus FCY TD 3 Years Monthly	MCB Islamic Na'mat Plus FCY TD 3 Years Maturity
From	to	Profit Rates	Profit Rates	Profit Rates	Profit Rates
0	25,000	0.0000	0.0000	0.0000	0.0000
25,001	50,000	0.0000	0.0000	0.0000	0.0000
50,001	250,000	0.0000	0.0000	0.0000	0.0000
250,001	500,000	0.0000	0.0000	0.0000	0.0000
500,001	and above	0.0000	0.0000	0.0000	0.0000

Amount Range		Advance Security Receipt - Advance Rentals	Advance Security Receipt - Bank Guarantee	Advance Security Receipt - Car Ijarah	Advance Security Receipt - DM Other	Advance Security Receipt - DM Staff	Advance Security Receipt - Equipment Ijarah	Advance Security Receipt - LC Service Ijarah
From	to	Profit Rate	Profit Rate	Profit Rate	Profit Rate	Profit Rate	Profit Rate	Profit Rate
0	and above	0.0400	0.0400	0.0400	0.0400	0.0400	0.0400	0.0000

Amount Range		Advance Security Receipt - LC under Murabaha	Advance Security Receipt - Others	Advance Security Receipt - FCY Others	SBP- IWS Corporate & Commercial ATL	SBP- IWS SME ATL	SBP- IWS Corporate & Commercial Non - ATL	SBP- IWS SME Non - ATL
From	to	Profit Rate	Profit Rate	Profit Rate	Profit Rate	Profit Rate	Profit Rate	Profit Rate
0	and above	0.0400	0.0400	0.0035	0.0400	0.0400	0.0000	0.0000

Amount Range		SBP- IRFCC upto 5 Years	SBP- ITERF upto 10 Years	SBP- ILTF upto 3 Years	SBP- ILTF more than 3 Years & upto 5 Years	SBP- ILTF more than 5 Years & upto 10 Years	SBP- IFRE Category I	SBP- IFRE Category II
From	to	Profit Rate	Profit Rate	Profit Rate	Profit Rate	Profit Rate	Profit Rate	Profit Rate
0	and above	0.0400	0.9997	0.0000	0.0000	2.0007	3.0004	2.0007

Amount Range		SBP- IFRE Category III	SBP- IFFSAP SME	SBP- IRFMS	SBP- IWCF	SBP- IFFSAP Corporate & Commercial upto 3 Years	SBP- IFFSAP Corp & Comm more than 3 Years & upto 5 Years	SBP- IFFSAP Corp & Comm more than 5 Years upto 7 Years
From	to	Profit Rate	Profit Rate	Profit Rate	Profit Rate	Profit Rate	Profit Rate	Profit Rate
0	and above	0.0000	0.0000	0.0000	0.0000	0.0000	0.0000	0.0000


PROFIT RATES FOR THE MONTH OF MAY 2022

PROFIT SHARING RATIO	
Rabbul Maal (Depositor)	50%
Mudarib (Bank)	50%

Recommended By:


for 

Department Head - Pool Management



Divisional Head - FCG

Approved By:



Mufti Syed Sabir Hussain
Resident Shari'ah Board Member



Syed Iftikhar Hussain Rizvi
Chief Financial Officer