

**PROFIT RATES FOR THE MONTH OF June 2022**

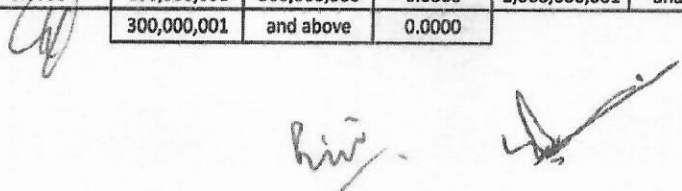
Amount Range		MCB Islamic Asaan Saving Account	MCB Islamic Asaan Remittance Saving Account	MCB Islamic Asaan Digital Saving Account	MCB Islamic Asaan Digital Remittance Saving	MCB Islamic Atfaal Saving Account	MCB Islamic Shandaar Account	MCB Islamic Niswaan Saving Account
From	to	Profit Rate	Profit Rate	Profit Rate	Profit Rate	Profit Rate	Profit Rate	Profit Rate
0	and above	5.3000	0.0000	0.0000	0.0000	5.3000	0.0400	5.3000

Amount Range		MCB Islamic Imaan Saving Account - PKR	MCB Islamic Freelancer Digital Saving Account - PKR
From	to	Profit Rate	Profit Rate
0	and above	5.3000	0.0000

Amount Range		MCB Islamic Imaan Saving Account - USD	MCB Islamic Imaan Saving Account - GBP	MCB Islamic Imaan Saving Account - EUR	MCB Islamic Freelancer Digital Saving - USD	MCB Islamic Freelancer Digital Saving Account - GBP	MCB Islamic Freelancer Digital Saving Account - EUR
From	to	Profit Rate	Profit Rate	Profit Rate	Profit Rate	Profit Rate	Profit Rate
0	and above	0.1848	0.1351	0.1752	0.0000	0.0000	0.0000

Amount Range			Amount Range			Amount Range		
From	to	Profit Rates	From	to	Profit Rates	From	to	Profit Rates
0	25,000	5.8000	0	5,000,000	6.0008	0	50,000,000	5.8499
25,001	500,000	5.8499	5,000,001	50,000,000	6.2003	50,000,001	100,000,000	6.2502
500,001	5,000,000	5.8998	50,000,001	100,000,000	6.4996	100,000,001	250,000,000	6.6006
5,000,001	50,000,000	5.9497	100,000,001	250,000,000	6.9997	250,000,001	500,000,000	7.3002
50,000,001	250,000,000	6.0008	250,000,001	500,000,000	9.3005	500,000,001	1,000,000,000	0.0000
250,000,001	500,000,000	6.3001	500,000,001	1,000,000,000	9.5000	1,000,000,001	2,000,000,000	9.7008
500,000,001	750,000,000	0.0000	1,000,000,001	2,000,000,000	0.0000	2,000,000,001	3,000,000,000	0.0000
750,000,001	1,000,000,000	0.0000	2,000,000,001	3,000,000,000	12.0003	3,000,000,001	4,000,000,000	0.0000
1,000,000,001	and above	0.0000	3,000,000,001	and above	0.0000	4,000,000,001	and above	0.0000

Amount Range			Amount Range			Amount Range		
From	To	Profit Rates	From	to	Profit Rates	From	to	Profit Rates
-	100,000	5.3000	0	25,000	5.3000	0	100,000	5.3000
100,001	1,000,000	5.3000	25,001	500,000	5.3498	100,001	1,000,000	5.3000
1,000,001	10,000,000	5.3000	500,001	1,000,000	5.3997	1,000,001	10,000,000	5.3000
10,000,001	50,000,000	5.3000	1,000,001	5,000,000	5.4496	10,000,001	50,000,000	5.3000
50,000,001	250,000,000	5.8000	5,000,001	10,000,000	5.5007	50,000,001	250,000,000	0.0000
250,000,001	500,000,000	0.0000	10,000,001	25,000,000	5.6005	250,000,001	500,000,000	0.0000
500,000,001	750,000,000	0.0000	25,000,001	50,000,000	5.7501	500,000,001	750,000,000	0.0000
750,000,001	1,000,000,000	0.0000	50,000,001	100,000,000	5.7501	750,000,001	1,000,000,000	0.0000
1,000,000,001	2,000,000,000	0.0000	100,000,001	200,000,000	0.0000	1,000,000,001	2,000,000,000	0.0000
2,000,000,001	Above	0.0000	200,000,001	300,000,000	0.0000	2,000,000,001	and above	0.0000
			300,000,001	and above	0.0000			



**PROFIT RATES FOR THE MONTH OF June 2022**

Amount Range		MCB Islamic Rozana Bachat Saving Premium Account	Amount Range		MCB Islamic Rozana Bachat Super Saving Account
From	to	Profit Rates	From	to	Profit Rates
0	5,000,000	6.8002	0	50,000,000	7.9998
5,000,001	50,000,000	7.0508	50,000,001	100,000,000	9.0000
50,000,001	100,000,000	7.5509	100,000,001	250,000,000	10.0001
100,000,001	250,000,000	9.5000	250,000,001	500,000,000	10.5002
250,000,001	500,000,000	9.5000	500,000,001	1,000,000,000	11.0002
500,000,001	1,000,000,000	10.0001	1,000,000,001	2,000,000,000	0.0000
1,000,000,001	2,000,000,000	13.1002	2,000,000,001	3,000,000,000	0.0000
2,000,000,001	3,000,000,000	13.1002	3,000,000,001	4,000,000,000	0.0000
3,000,000,001	and above	0.0000	4,000,000,001	and above	0.0000

Amount Range		MCB Islamic Na'mat Plus TD 1 Month Maturity	MCB Islamic Na'mat Plus TD 2 Months Maturity	MCB Islamic Na'mat Plus TD 3 Months Monthly	MCB Islamic Na'mat Plus TD 3Months Maturity	MCB Islamic Na'mat Plus TD 6 Months Monthly	MCB Islamic Na'mat Plus TD 6 Months Maturity	MCB Islamic Na'mat Plus TD 1 Year Monthly
From	to	Profit Rates	Profit Rates	Profit Rates	Profit Rates	Profit Rates	Profit Rates	Profit Rates
0	100,000	0.0000	0.0000	0.0000	5.6005	0.0000	5.6504	5.6504
100,001	1,000,000	5.5603	5.6102	5.6102	5.6601	5.6601	5.7100	5.7100
1,000,001	25,000,000	6.5507	6.6006	6.6006	6.6505	6.6505	6.7004	6.7004
25,000,001	50,000,000	0.0000	0.0000	0.0000	0.0000	0.0000	6.9997	6.9997
50,000,001	100,000,000	7.8003	0.0000	0.0000	0.0000	0.0000	0.0000	7.9499
100,000,001	250,000,000	8.0497	0.0000	0.0000	8.1507	0.0000	0.0000	8.2006
250,000,001	500,000,000	0.0000	0.0000	0.0000	0.0000	0.0000	0.0000	0.0000
500,000,001	750,000,000	0.0000	0.0000	0.0000	0.0000	0.0000	0.0000	0.0000
750,000,001	1,000,000,000	0.0000	0.0000	0.0000	0.0000	0.0000	0.0000	0.0000
1,000,000,001	2,000,000,000	0.0000	0.0000	0.0000	0.0000	0.0000	0.0000	0.0000
2,000,000,001	3,000,000,000	0.0000	0.0000	0.0000	0.0000	0.0000	0.0000	0.0000
3,000,000,001	Above	0.0000	0.0000	0.0000	0.0000	0.0000	0.0000	0.0000

Amount Range		MCB Islamic Na'mat Plus TD 1 Year Quarterly	MCB Islamic Na'mat Plus TD 1 Year Maturity	MCB Islamic Na'mat Plus TD 2 Years Monthly	MCB Islamic Na'mat Plus TD 2 Years Quarterly	MCB Islamic Na'mat Plus TD 2 Years Maturity	MCB Islamic Na'mat Plus TD 3 Years Monthly	MCB Islamic Na'mat Plus TD 3 Years Quarterly
From	to	Profit Rates	Profit Rates	Profit Rates	Profit Rates	Profit Rates	Profit Rates	Profit Rates
0	100,000	5.7003	5.7501	5.7003	5.8000	5.8998	0.0000	0.0000
100,001	1,000,000	5.7501	5.8000	5.7501	5.8499	5.9497	5.8499	5.9497
1,000,001	25,000,000	6.7405	6.7807	0.0000	0.0000	6.9401	6.8403	0.0000
25,000,001	50,000,000	7.0398	0.0000	0.0000	0.0000	0.0000	0.0000	0.0000
50,000,001	100,000,000	0.0000	7.9804	0.0000	0.0000	0.0000	0.0000	0.0000
100,000,001	250,000,000	0.0000	0.0000	0.0000	0.0000	0.0000	0.0000	0.0000
250,000,001	500,000,000	0.0000	0.0000	0.0000	0.0000	0.0000	0.0000	0.0000
500,000,001	750,000,000	0.0000	0.0000	0.0000	0.0000	0.0000	0.0000	0.0000
750,000,001	1,000,000,000	0.0000	0.0000	0.0000	0.0000	0.0000	0.0000	0.0000
1,000,000,001	2,000,000,000	0.0000	8.4001	0.0000	0.0000	0.0000	0.0000	0.0000
2,000,000,001	3,000,000,000	0.0000	0.0000	0.0000	0.0000	0.0000	0.0000	0.0000
3,000,000,001	Above	0.0000	0.0000	0.0000	0.0000	0.0000	0.0000	0.0000

*Handwritten mark*

*Handwritten signature*

**PROFIT RATES FOR THE MONTH OF June 2022**

Amount Range		MCB Islamic Na'mat Plus TD 3 Years Maturity	MCB Islamic Na'mat Plus TD 5 Years Monthly	MCB Islamic Na'mat Plus TD 5 Years Quarterly	MCB Islamic Na'mat Plus TD 5 Years Maturity	Amount Range		MCB Islamic Aasoodgt Term Deposit
From	to	Profit Rates	Profit Rates	Profit Rates	Profit Rates	From	to	Profit Rates
0	100,000	0.0000	5.8998	0.0000	0.0000	0	50,000	9.2506
100,001	1,000,000	6.0507	5.9497	0.0000	6.1504	50,001	500,000	9.2506
1,000,001	25,000,000	0.0000	6.9401	0.0000	0.0000	500,001	1,000,000	9.2506
25,000,001	50,000,000	0.0000	0.0000	0.0000	0.0000	1,000,001	5,000,000	9.2506
50,000,001	100,000,000	0.0000	0.0000	0.0000	0.0000	5,000,001	25,000,000	9.2506
100,000,001	250,000,000	0.0000	0.0000	0.0000	0.0000	25,000,001	50,000,000	0.0000
250,000,001	500,000,000	0.0000	0.0000	0.0000	0.0000	50,000,001	75,000,000	0.0000
500,000,001	750,000,000	0.0000	0.0000	0.0000	0.0000	75,000,001	100,000,000	0.0000
750,000,001	1,000,000,000	0.0000	0.0000	0.0000	0.0000	100,000,001	250,000,000	0.0000
1,000,000,001	2,000,000,000	9.2506	0.0000	0.0000	0.0000	250,000,001	500,000,000	0.0000
2,000,000,001	3,000,000,000	0.0000	0.0000	0.0000	0.0000	500,000,001	750,000,000	0.0000
3,000,000,001	Above	0.0000	0.0000	0.0000	0.0000	750,000,001	1,000,000,000	0.0000
						1,000,000,001	2,000,000,000	0.0000
						2,000,000,001	3,000,000,000	0.0000
						3,000,000,001	Above	0.0000

Amount Range		MCB Islamic Na'mat Premium Plus TD 1 Year Monthly	MCB Islamic Na'mat Premium Plus TD 3 Years Monthly
From	to	Profit Rates	Profit Rates
0	5,000,000	9.1508	9.1800
5,000,001	10,000,000	9.1800	9.2007
10,000,001	and above	9.2007	9.5000

Amount Range		MCB Islamic Na'mat TD 1 Month Maturity	MCB Islamic Na'mat TD 1 Month Maturity	MCB Islamic Na'mat TD 3 Months Maturity	MCB Islamic Na'mat TD 6 Months Maturity	MCB Islamic Na'mat TD 1 Year Monthly	MCB Islamic Na'mat TD 1 Year Quarterly	MCB Islamic Na'mat TD 1 Year Maturity
From	to	Profit Rate	Profit Rate	Profit Rate	Profit Rate	Profit Rate	Profit Rate	Profit Rate
0	and above	0.0000	0.0000	0.0000	0.0000	10.2008	0.0000	10.5002

Amount Range		MCB Islamic Na'mat TD 2 Years Monthly	MCB Islamic Na'mat TD 2 Years Quarterly	MCB Islamic Na'mat TD 2 Years Maturity	MCB Islamic Na'mat TD 3 Years Monthly	MCB Islamic Na'mat TD 3 Years Quarterly	MCB Islamic Na'mat TD 3 Years Maturity	MCB Islamic Na'mat TD 5 Years Monthly
From	to	Profit Rate	Profit Rate	Profit Rate	Profit Rate	Profit Rate	Profit Rate	Profit Rate
0	and above	0.0000	0.0000	0.0000	0.0000	0.0000	0.0000	0.0000

Amount Range		MCB Islamic Na'mat TD 5 Years Quarterly	MCB Islamic Na'mat TD 5 Years Maturity
From	to	Profit Rate	Profit Rate
0	and above	0.0000	0.0000



**PROFIT RATES FOR THE MONTH OF June 2022**

Amount Range		MCB Islamic Na'mat Plus FCY TD 1 M Maturity (USD)	MCB Islamic Na'mat Plus FCY TD 3 M Monthly (USD)	MCB Islamic Na'mat Plus FCY TD 3 M Maturity (USD)	MCB Islamic Na'mat Plus FCY TD 6 M Monthly (USD)	MCB Islamic Na'mat Plus FCY TD 6 M Maturity (USD)	MCB Islamic Na'mat Plus FCY TD 1 Year Monthly (USD)	MCB Islamic Na'mat Plus FCY TD 1 Year Maturity (USD)
From	to	Profit Rates	Profit Rates	Profit Rates	Profit Rates	Profit Rates	Profit Rates	Profit Rates
0	25,000	0.0000	0.0000	0.0000	0.0000	0.0000	0.0000	0.0000
25,001	50,000	0.0000	0.0000	0.0000	0.0000	0.0000	0.0000	0.0000
50,001	250,000	0.1284	0.0000	0.0000	0.0000	0.0000	0.0000	0.0000
250,001	500,000	0.0000	0.0000	0.0000	0.0000	0.0000	0.0000	0.0000
500,001	and above	0.0000	0.0000	0.0000	0.0000	0.0000	0.0000	0.0000

Amount Range		MCB Islamic Na'mat Plus FCY TD 1 M Maturity (GBP)	MCB Islamic Na'mat Plus FCY TD 3 M Monthly (GBP)	MCB Islamic Na'mat Plus FCY TD 3 M Maturity (GBP)	MCB Islamic Na'mat Plus FCY TD 6 M Monthly (GBP)	MCB Islamic Na'mat Plus FCY TD 6 M Maturity (GBP)	MCB Islamic Na'mat Plus FCY TD 1 Year Monthly (GBP)	MCB Islamic Na'mat Plus FCY TD 1 Year Maturity (GBP)
From	to	Profit Rates	Profit Rates	Profit Rates	Profit Rates	Profit Rates	Profit Rates	Profit Rates
0	25,000	0.0000	0.0000	0.0000	0.0000	0.0000	0.0000	0.0000
25,001	50,000	0.0000	0.0000	0.0000	0.0000	0.0000	0.0000	0.0000
50,001	250,000	0.1302	0.0000	0.0000	0.0000	0.0000	0.0000	0.0000
250,001	500,000	0.0000	0.0000	0.0000	0.0000	0.0000	0.0000	0.0000
500,001	and above	0.0000	0.0000	0.0000	0.0000	0.0000	0.0000	0.0000

Amount Range		MCB Islamic Na'mat Plus FCY TD 1 M Maturity (EUR)	MCB Islamic Na'mat Plus FCY TD 3 M Monthly (EUR)	MCB Islamic Na'mat Plus FCY TD 3 M Maturity (EUR)	MCB Islamic Na'mat Plus FCY TD 6 M Monthly (EUR)	MCB Islamic Na'mat Plus FCY TD 6 M Maturity (EUR)	MCB Islamic Na'mat Plus FCY TD 1 Year Monthly (EUR)	MCB Islamic Na'mat Plus FCY TD 1 Year Maturity (EUR)
From	to	Profit Rates	Profit Rates	Profit Rates	Profit Rates	Profit Rates	Profit Rates	Profit Rates
0	25,000	0.0000	0.0000	0.0000	0.0000	0.0000	0.0000	0.0000
25,001	50,000	0.0000	0.0000	0.0000	0.0000	0.0000	0.0000	0.0000
50,001	250,000	0.0000	0.0000	0.0000	0.0000	0.0000	0.0000	0.0000
250,001	500,000	0.0000	0.0000	0.0000	0.0000	0.0000	0.0000	0.0000
500,001	and above	0.0000	0.0000	0.0000	0.0000	0.0000	0.0000	0.0000

Amount Range		MCB Islamic Na'mat Plus FCY TD 2 Years Monthly	MCB Islamic Na'mat Plus FCY TD 2 Years Maturity	MCB Islamic Na'mat Plus FCY TD 3 Years Monthly	MCB Islamic Na'mat Plus FCY TD 3 Years Maturity
From	to	Profit Rates	Profit Rates	Profit Rates	Profit Rates
0	25,000	0.0000	0.0000	0.0000	0.0000
25,001	50,000	0.0000	0.0000	0.0000	0.0000
50,001	250,000	0.0000	0.0000	0.0000	0.0000
250,001	500,000	0.0000	0.0000	0.0000	0.0000
500,001	and above	0.0000	0.0000	0.0000	0.0000




**PROFIT RATES FOR THE MONTH OF June 2022**

Amount Range		Advance Security Receipt - Advance Rentals	Advance Security Receipt - Bank Guarantee	Advance Security Receipt - Car Ijarah	Advance Security Receipt - DM Other	Advance Security Receipt - DM Staff	Advance Security Receipt - Equipment Ijarah	Advance Security Receipt - LC Service Ijarah
From	to	Profit Rate	Profit Rate	Profit Rate	Profit Rate	Profit Rate	Profit Rate	Profit Rate
0	and above	0.0402	0.0402	0.0402	0.0402	0.0402	0.0402	0.0000

Amount Range		Advance Security Receipt - LC under Murabaha	Advance Security Receipt - Others	Advance Security Receipt - FCY Others	SBP- IWS Corporate & Commercial ATL	SBP- IWS SME ATL	SBP- IWS Corporate & Commercial Non - ATL	SBP- IWS SME Non - ATL
From	to	Profit Rate	Profit Rate	Profit Rate	Profit Rate	Profit Rate	Profit Rate	Profit Rate
0	and above	0.0402	0.0402	0.0037	0.0400	0.0400	0.0000	0.0000

Amount Range		SBP- IRECC upto 5 Years	SBP- ITERF upto 10 Years	SBP- ILTFF upto 3 Years	SBP- ILTFF more than 3 Years & upto 5 Years	SBP- ILTFF more than 5 Years & upto 10 Years	SBP- IFRE Category I	SBP- IFRE Category II
From	to	Profit Rate	Profit Rate	Profit Rate	Profit Rate	Profit Rate	Profit Rate	Profit Rate
0	and above	0.0402	1.0001	0.0000	0.0000	4.0005	3.0004	2.0003

Amount Range		SBP- IFRE Category III	SBP- IFFSAP SME	SBP- IRFMS	SBP- IWCF	SBP- IFFSAP Corporate & Commercial upto 3 Years	SBP- IFFSAP Corp & Comm more than 3 Years & upto 5 Years	SBP- IFFSAP Corp & Comm more than 5 Years upto 7 Years
From	to	Profit Rate	Profit Rate	Profit Rate	Profit Rate	Profit Rate	Profit Rate	Profit Rate
0	and above	0.0000	0.0000	0.0000	0.0000	0.0000	0.0000	0.0000

Amount Range		SBP-ILTFF SAVINGS ACCOUNT MORE THAN 5 & UPTO 10Y - 7%
From	to	Profit Rate
0	and above	5.0007





**PROFIT RATES FOR THE MONTH OF June 2022**


PROFIT SHARING RATIO	
Rabbul Maal (Depositor)	50%
Mudarib (Bank)	50%

Recommended By:

For:




Department Head - Pool Management



Divisional Head - FCG

Approved By:

Mufti Syed Sabir Hussain  
Resident Shari'ah Board MemberSyed Iftikhar Hussain Rizvi  
Chief Financial Officer