

PROFIT RATES FOR THE MONTH OF July 2022

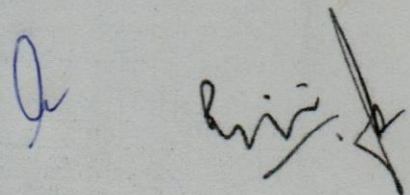
| Amount Range | | MCB Islamic Asaan Saving Account | MCB Islamic Asaan Remittance Saving Account | MCB Islamic Asaan Digital Saving Account | MCB Islamic Asaan Digital Remittance Saving | MCB Islamic Atfaal Saving Account | MCB Islamic Shandaar Account | MCB Islamic Niswaan Saving Account |
|--------------|-----------|----------------------------------|---|--|---|-----------------------------------|------------------------------|------------------------------------|
| From | to | Profit Rate | Profit Rate | Profit Rate | Profit Rate | Profit Rate | Profit Rate | Profit Rate |
| 0 | and above | 5.8001 | 0.0000 | 0.0000 | 0.0000 | 5.8001 | 0.0400 | 5.8001 |

| Amount Range | | MCB Islamic Imaan Saving Account - PKR | MCB Islamic Freelancer Digital Saving Account - PKR |
|--------------|-----------|--|---|
| From | to | Profit Rate | Profit Rate |
| 0 | and above | 5.8001 | 0.0000 |

| Amount Range | | MCB Islamic Imaan Saving Account - USD | MCB Islamic Imaan Saving Account - GBP | MCB Islamic Imaan Saving Account - EUR | MCB Islamic Freelancer Digital Saving - USD | MCB Islamic Freelancer Digital Saving Account - GBP | MCB Islamic Freelancer Digital Saving Account - EUR |
|--------------|-----------|--|--|--|---|---|---|
| From | to | Profit Rate | Profit Rate | Profit Rate | Profit Rate | Profit Rate | Profit Rate |
| 0 | and above | 0.1846 | 0.1354 | 0.1754 | 0.0000 | 0.0000 | 0.0000 |

| Amount Range | | MCB Islamic Barkat Saving Account | Amount Range | | MCB Islamic Barkat Saving Premium Account | Amount Range | | MCB Islamic Barkat Super Saving Account |
|---------------|---------------|-----------------------------------|---------------|---------------|---|---------------|---------------|---|
| From | to | Profit Rates | From | to | Profit Rates | From | to | Profit Rates |
| 0 | 25,000 | 5.8001 | 0 | 5,000,000 | 6.5006 | 0 | 50,000,000 | 6.3499 |
| 25,001 | 500,000 | 5.8495 | 5,000,001 | 50,000,000 | 6.6996 | 50,000,001 | 100,000,000 | 6.7503 |
| 500,001 | 5,000,000 | 5.9001 | 50,000,001 | 100,000,000 | 6.9999 | 100,000,001 | 250,000,000 | 7.1000 |
| 5,000,001 | 50,000,000 | 5.9496 | 100,000,001 | 250,000,000 | 7.5003 | 250,000,001 | 500,000,000 | 7.8005 |
| 50,000,001 | 250,000,000 | 6.0002 | 250,000,001 | 500,000,000 | 9.7998 | 500,000,001 | 1,000,000,000 | 0.0000 |
| 250,000,001 | 500,000,000 | 6.3005 | 500,000,001 | 1,000,000,000 | 10.0000 | 1,000,000,001 | 2,000,000,000 | 0.0000 |
| 500,000,001 | 750,000,000 | 0.0000 | 1,000,000,001 | 2,000,000,000 | 0.0000 | 2,000,000,001 | 3,000,000,000 | 0.0000 |
| 750,000,001 | 1,000,000,000 | 0.0000 | 2,000,000,001 | 3,000,000,000 | 0.0000 | 3,000,000,001 | 4,000,000,000 | 0.0000 |
| 1,000,000,001 | and above | 0.0000 | 3,000,000,001 | and above | 12.3501 | 4,000,000,001 | and above | 13.3498 |

| Amount Range | | MCB Islamic Barkat Saving Plus Account | Amount Range | | MCB Islamic Rozana Bachat Saving Account | Amount Range | | MCB Islamic Rozana Bachat Saving Plus Account |
|---------------|---------------|--|--------------|-------------|--|---------------|---------------|---|
| From | To | Profit Rates | From | to | Profit Rates | From | to | Profit Rates |
| 0 | 100,000 | 5.8001 | 0 | 25,000 | 5.2996 | 0 | 100,000 | 5.2996 |
| 100,001 | 1,000,000 | 5.8001 | 25,001 | 500,000 | 5.3503 | 100,001 | 1,000,000 | 5.2996 |
| 1,000,001 | 10,000,000 | 5.8001 | 500,001 | 1,000,000 | 5.3997 | 1,000,001 | 10,000,000 | 5.2996 |
| 10,000,001 | 50,000,000 | 5.8001 | 1,000,001 | 5,000,000 | 5.4504 | 10,000,001 | 50,000,000 | 5.2996 |
| 50,000,001 | 250,000,000 | 6.3005 | 5,000,001 | 10,000,000 | 5.4998 | 50,000,001 | 250,000,000 | 5.2996 |
| 250,000,001 | 500,000,000 | 0.0000 | 10,000,001 | 25,000,000 | 5.5999 | 250,000,001 | 500,000,000 | 5.2996 |
| 500,000,001 | 750,000,000 | 0.0000 | 25,000,001 | 50,000,000 | 5.7506 | 500,000,001 | 750,000,000 | 5.2996 |
| 750,000,001 | 1,000,000,000 | 0.0000 | 50,000,001 | 100,000,000 | 5.7506 | 750,000,001 | 1,000,000,000 | 0.0000 |
| 1,000,000,001 | 2000000000 | 0.0000 | 100,000,001 | 200,000,000 | 0.0000 | 1,000,000,001 | 2,000,000,000 | 0.0000 |
| 2000000001 | Above | 0.0000 | 200,000,001 | 300,000,000 | 0.0000 | 2,000,000,001 | and above | 5.2996 |
| | | | 300,000,001 | and above | 0.0000 | | | |

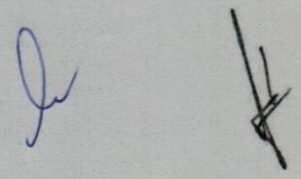


PROFIT RATES FOR THE MONTH OF July 2022

| Amount Range | | MCB Islamic Rozana Bachat Saving Premium Account | Amount Range | | MCB Islamic Rozana Bachat Super Saving Account |
|---------------|---------------|--|---------------|---------------|--|
| From | to | Profit Rates | From | to | Profit Rates |
| 0 | 5,000,000 | 7.3001 | 0 | 50,000,000 | 8.0007 |
| 5,000,001 | 50,000,000 | 9.0498 | 50,000,001 | 100,000,000 | 10.5004 |
| 50,000,001 | 100,000,000 | 9.5502 | 100,000,001 | 250,000,000 | 10.9996 |
| 100,000,001 | 250,000,000 | 10.9996 | 250,000,001 | 500,000,000 | 12.0004 |
| 250,000,001 | 500,000,000 | 11.5000 | 500,000,001 | 1,000,000,000 | 13.5005 |
| 500,000,001 | 1,000,000,000 | 12.0004 | 1,000,000,001 | 2,000,000,000 | 0.0000 |
| 1,000,000,001 | 2,000,000,000 | 0.0000 | 2,000,000,001 | 3,000,000,000 | 0.0000 |
| 2,000,000,001 | 3,000,000,000 | 13.2497 | 3,000,000,001 | 4,000,000,000 | 0.0000 |
| 3,000,000,001 | and above | 13.2497 | 4,000,000,001 | and above | 0.0000 |

| Amount Range | | MCB Islamic Na'mat Plus TD 1 Month Maturity | MCB Islamic Na'mat Plus TD 2 Months Maturity | MCB Islamic Na'mat Plus TD 3 Months Monthly | MCB Islamic Na'mat Plus TD 3Months Maturity | MCB Islamic Na'mat Plus TD 6 Months Monthly | MCB Islamic Na'mat Plus TD 6 Months Maturity | MCB Islamic Na'mat Plus TD 1 Year Monthly |
|---------------|---------------|---|--|---|---|---|--|---|
| From | to | Profit Rates | Profit Rates | Profit Rates | Profit Rates | Profit Rates | Profit Rates | Profit Rates |
| 0 | 100,000 | 0.0000 | 0.0000 | 6.0509 | 6.1003 | 0.0000 | 6.1498 | 6.1498 |
| 100,001 | 1,000,000 | 6.0603 | 6.1097 | 6.1097 | 6.1604 | 6.1097 | 6.2098 | 6.2098 |
| 1,000,001 | 25,000,000 | 6.5501 | 6.5995 | 6.5995 | 6.6502 | 6.5995 | 6.7008 | 6.7008 |
| 25,000,001 | 50,000,000 | 0.0000 | 0.0000 | 0.0000 | 0.0000 | 0.0000 | 6.9999 | 6.9999 |
| 50,000,001 | 100,000,000 | 7.8005 | 0.0000 | 0.0000 | 0.0000 | 0.0000 | 0.0000 | 7.9501 |
| 100,000,001 | 250,000,000 | 8.0501 | 0.0000 | 0.0000 | 8.1502 | 0.0000 | 0.0000 | 8.2009 |
| 250,000,001 | 500,000,000 | 0.0000 | 0.0000 | 0.0000 | 0.0000 | 0.0000 | 0.0000 | 0.0000 |
| 500,000,001 | 750,000,000 | 0.0000 | 0.0000 | 0.0000 | 0.0000 | 0.0000 | 0.0000 | 0.0000 |
| 750,000,001 | 1,000,000,000 | 0.0000 | 0.0000 | 0.0000 | 0.0000 | 0.0000 | 0.0000 | 0.0000 |
| 1,000,000,001 | 2,000,000,000 | 0.0000 | 0.0000 | 0.0000 | 0.0000 | 0.0000 | 0.0000 | 0.0000 |
| 2,000,000,001 | 3,000,000,000 | 0.0000 | 0.0000 | 0.0000 | 0.0000 | 0.0000 | 0.0000 | 0.0000 |
| 3,000,000,001 | Above | 0.0000 | 0.0000 | 0.0000 | 0.0000 | 0.0000 | 0.0000 | 0.0000 |

| Amount Range | | MCB Islamic Na'mat Plus TD 1 Year Quarterly | MCB Islamic Na'mat Plus TD 1 Year Maturity | MCB Islamic Na'mat Plus TD 2 Years Monthly | MCB Islamic Na'mat Plus TD 2 Years Quarterly | MCB Islamic Na'mat Plus TD 2 Years Maturity | MCB Islamic Na'mat Plus TD 3 Years Monthly | MCB Islamic Na'mat Plus TD 3 Years Quarterly |
|---------------|---------------|---|--|--|--|---|--|--|
| From | to | Profit Rates | Profit Rates | Profit Rates | Profit Rates | Profit Rates | Profit Rates | Profit Rates |
| 0 | 100,000 | 6.2004 | 6.2498 | 6.2004 | 6.3005 | 6.4006 | 0.0000 | 0.0000 |
| 100,001 | 1,000,000 | 6.2604 | 6.3005 | 6.2604 | 6.3593 | 6.4594 | 6.3593 | 6.4594 |
| 1,000,001 | 25,000,000 | 6.7503 | 6.7809 | 0.0000 | 0.0000 | 6.9504 | 6.8503 | 0.0000 |
| 25,000,001 | 50,000,000 | 7.0399 | 0.0000 | 0.0000 | 0.0000 | 0.0000 | 0.0000 | 0.0000 |
| 50,000,001 | 100,000,000 | 0.0000 | 0.0000 | 0.0000 | 0.0000 | 0.0000 | 0.0000 | 0.0000 |
| 100,000,001 | 250,000,000 | 0.0000 | 0.0000 | 0.0000 | 0.0000 | 0.0000 | 0.0000 | 0.0000 |
| 250,000,001 | 500,000,000 | 0.0000 | 0.0000 | 0.0000 | 0.0000 | 0.0000 | 0.0000 | 0.0000 |
| 500,000,001 | 750,000,000 | 0.0000 | 0.0000 | 0.0000 | 0.0000 | 0.0000 | 0.0000 | 0.0000 |
| 750,000,001 | 1,000,000,000 | 0.0000 | 0.0000 | 0.0000 | 0.0000 | 0.0000 | 0.0000 | 0.0000 |
| 1,000,000,001 | 2,000,000,000 | 0.0000 | 0.0000 | 0.0000 | 0.0000 | 0.0000 | 0.0000 | 0.0000 |
| 2,000,000,001 | 3,000,000,000 | 0.0000 | 0.0000 | 0.0000 | 0.0000 | 0.0000 | 0.0000 | 0.0000 |
| 3,000,000,001 | Above | 0.0000 | 0.0000 | 0.0000 | 0.0000 | 0.0000 | 0.0000 | 0.0000 |



PROFIT RATES FOR THE MONTH OF July 2022


| Amount Range | | MCB Islamic Na'mat Plus TD 3 Years Maturity | MCB Islamic Na'mat Plus TD 5 Years Monthly | MCB Islamic Na'mat Plus TD 5 Years Quarterly | MCB Islamic Na'mat Plus TD 5 Years Maturity | Amount Range | | MCB Islamic Aasoodgi Term Deposit |
|---------------|---------------|---|--|--|---|---------------|---------------|-----------------------------------|
| From | to | Profit Rates | Profit Rates | Profit Rates | Profit Rates | From | to | Profit Rates |
| 0 | 100,000 | 0.0000 | 6.4006 | 0.0000 | 0.0000 | 0 | 50,000 | 9.2500 |
| 100,001 | 1,000,000 | 6.5595 | 6.4594 | 0.0000 | 6.6596 | 50,001 | 500,000 | 9.2500 |
| 1,000,001 | 25,000,000 | 0.0000 | 6.9504 | 0.0000 | 0.0000 | 500,001 | 1,000,000 | 9.2500 |
| 25,000,001 | 50,000,000 | 0.0000 | 0.0000 | 0.0000 | 0.0000 | 1,000,001 | 5,000,000 | 9.2500 |
| 50,000,001 | 100,000,000 | 0.0000 | 0.0000 | 0.0000 | 0.0000 | 5,000,001 | 25,000,000 | 9.2500 |
| 100,000,001 | 250,000,000 | 0.0000 | 0.0000 | 0.0000 | 0.0000 | 25,000,001 | 50,000,000 | 0.0000 |
| 250,000,001 | 500,000,000 | 0.0000 | 0.0000 | 0.0000 | 0.0000 | 50,000,001 | 75,000,000 | 0.0000 |
| 500,000,001 | 750,000,000 | 0.0000 | 0.0000 | 0.0000 | 0.0000 | 75,000,001 | 100,000,000 | 0.0000 |
| 750,000,001 | 1,000,000,000 | 0.0000 | 0.0000 | 0.0000 | 0.0000 | 100,000,001 | 250,000,000 | 0.0000 |
| 1,000,000,001 | 2,000,000,000 | 14.3506 | 0.0000 | 0.0000 | 0.0000 | 250,000,001 | 500,000,000 | 0.0000 |
| 2,000,000,001 | 3,000,000,000 | 0.0000 | 0.0000 | 0.0000 | 0.0000 | 500,000,001 | 750,000,000 | 0.0000 |
| 3,000,000,001 | Above | 0.0000 | 0.0000 | 0.0000 | 0.0000 | 750,000,001 | 1,000,000,000 | 0.0000 |
| | | | | | | 1,000,000,001 | 2,000,000,000 | 0.0000 |
| | | | | | | 2,000,000,001 | 3,000,000,000 | 0.0000 |
| | | | | | | 3,000,000,001 | Above | 0.0000 |

| Amount Range | | MCB Islamic Na'mat Premium Plus TD 1 Year Monthly | MCB Islamic Na'mat Premium Plus TD 3 Years Monthly |
|--------------|------------|---|--|
| From | to | Profit Rates | Profit Rates |
| 0 | 5,000,000 | 9.6503 | 9.6797 |
| 5,000,001 | 10,000,000 | 9.6797 | 9.6997 |
| 10,000,001 | and above | 9.7009 | 10.0000 |

| Amount Range | | MCB Islamic Na'mat TD 1 Month Maturity | MCB Islamic Na'mat TD 1 Month Maturity | MCB Islamic Na'mat TD 3 Months Maturity | MCB Islamic Na'mat TD 6Months Maturity | MCB Islamic Na'mat TD 1 Year Monthly | MCB Islamic Na'mat TD 1 Year Quarterly | MCB Islamic Na'mat TD 1 Year Maturity |
|--------------|-------------|--|--|---|--|--------------------------------------|--|---------------------------------------|
| From | to | Profit Rate | Profit Rate | Profit Rate | Profit Rate | Profit Rate | Profit Rate | Profit Rate |
| 0 | 10,000,000 | 0.0000 | 0.0000 | 0.0000 | 0.0000 | 10.5004 | 0.0000 | 10.8006 |
| 10,000,000 | 25,000,000 | 0.0000 | 0.0000 | 0.0000 | 0.0000 | 10.5004 | 0.0000 | 10.9996 |
| 25,000,000 | 50,000,000 | 0.0000 | 0.0000 | 0.0000 | 0.0000 | 10.5004 | 0.0000 | 11.2504 |
| 50,000,000 | 100,000,000 | 0.0000 | 0.0000 | 0.0000 | 0.0000 | 13.0001 | 0.0000 | 11.5000 |
| 100,000,000 | and above | 0.0000 | 0.0000 | 0.0000 | 0.0000 | 13.0001 | 0.0000 | 12.0004 |

| Amount Range | | MCB Islamic Na'mat TD 2 Years Monthly | MCB Islamic Na'mat TD 2 Years Quarterly | MCB Islamic Na'mat TD 2 Years Maturity | MCB Islamic Na'mat TD 3 Years Monthly | MCB Islamic Na'mat TD 3 Years Quarterly | MCB Islamic Na'mat TD 3 Years Maturity | MCB Islamic Na'mat TD 5 Years Monthly |
|--------------|-----------|---------------------------------------|---|--|---------------------------------------|---|--|---------------------------------------|
| From | to | Profit Rate | Profit Rate | Profit Rate | Profit Rate | Profit Rate | Profit Rate | Profit Rate |
| 0 | and above | 0.0000 | 0.0000 | 0.0000 | 0.0000 | 0.0000 | 0.0000 | 0.0000 |

| Amount Range | | MCB Islamic Na'mat TD 5 Years Quarterly | MCB Islamic Na'mat TD 5 Years Maturity |
|--------------|-----------|---|--|
| From | to | Profit Rate | Profit Rate |
| 0 | and above | 0.0000 | 0.0000 |



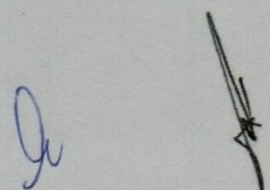
PROFIT RATES FOR THE MONTH OF July 2022

| Amount Range | | MCB Islamic Na'mat Plus FCY TD 1 M Maturity (USD) | MCB Islamic Na'mat Plus FCY TD 3 M Monthly (USD) | MCB Islamic Na'mat Plus FCY TD 3 M Maturity (USD) | MCB Islamic Na'mat Plus FCY TD 6 M Monthly (USD) | MCB Islamic Na'mat Plus FCY TD 6 M Maturity (USD) | MCB Islamic Na'mat Plus FCY TD 1 Year Monthly (USD) | MCB Islamic Na'mat Plus FCY TD 1 Year Maturity (USD) |
|--------------|-----------|---|--|---|--|---|---|--|
| From | to | Profit Rates | Profit Rates | Profit Rates | Profit Rates | Profit Rates | Profit Rates | Profit Rates |
| 0 | 25,000 | 0.0000 | 0.0000 | 0.0000 | 0.0000 | 0.0000 | 0.0000 | 0.0000 |
| 25,001 | 50,000 | 0.0000 | 0.0000 | 0.0000 | 0.0000 | 0.0000 | 0.0000 | 0.0000 |
| 50,001 | 250,000 | 0.1277 | 0.0000 | 0.0000 | 0.0000 | 0.0000 | 0.0000 | 0.0000 |
| 250,001 | 500,000 | 0.0000 | 0.0000 | 0.0000 | 0.0000 | 0.0000 | 0.0000 | 0.0000 |
| 500,001 | and above | 0.0000 | 0.0000 | 0.0000 | 0.0000 | 0.0000 | 0.0000 | 0.0000 |

| Amount Range | | MCB Islamic Na'mat Plus FCY TD 1 M Maturity (GBP) | MCB Islamic Na'mat Plus FCY TD 3 M Monthly (GBP) | MCB Islamic Na'mat Plus FCY TD 3 M Maturity (GBP) | MCB Islamic Na'mat Plus FCY TD 6 M Monthly (GBP) | MCB Islamic Na'mat Plus FCY TD 6 M Maturity (GBP) | MCB Islamic Na'mat Plus FCY TD 1 Year Monthly (GBP) | MCB Islamic Na'mat Plus FCY TD 1 Year Maturity (GBP) |
|--------------|-----------|---|--|---|--|---|---|--|
| From | to | Profit Rates | Profit Rates | Profit Rates | Profit Rates | Profit Rates | Profit Rates | Profit Rates |
| 0 | 25,000 | 0.0000 | 0.0000 | 0.0000 | 0.0000 | 0.0000 | 0.0000 | 0.0000 |
| 25,001 | 50,000 | 0.0000 | 0.0000 | 0.0000 | 0.0000 | 0.0000 | 0.0000 | 0.0000 |
| 50,001 | 250,000 | 0.0012 | 0.0000 | 0.0000 | 0.0000 | 0.0000 | 0.0000 | 0.0000 |
| 250,001 | 500,000 | 0.0000 | 0.0000 | 0.0000 | 0.0000 | 0.0000 | 0.0000 | 0.0000 |
| 500,001 | and above | 0.0000 | 0.0000 | 0.0000 | 0.0000 | 0.0000 | 0.0000 | 0.0000 |

| Amount Range | | MCB Islamic Na'mat Plus FCY TD 1 M Maturity (EUR) | MCB Islamic Na'mat Plus FCY TD 3 M Monthly (EUR) | MCB Islamic Na'mat Plus FCY TD 3 M Maturity (EUR) | MCB Islamic Na'mat Plus FCY TD 6 M Monthly (EUR) | MCB Islamic Na'mat Plus FCY TD 6 M Maturity (EUR) | MCB Islamic Na'mat Plus FCY TD 1 Year Monthly (EUR) | MCB Islamic Na'mat Plus FCY TD 1 Year Maturity (EUR) |
|--------------|-----------|---|--|---|--|---|---|--|
| From | to | Profit Rates | Profit Rates | Profit Rates | Profit Rates | Profit Rates | Profit Rates | Profit Rates |
| 0 | 25,000 | 0.0000 | 0.0000 | 0.0000 | 0.0000 | 0.0000 | 0.0000 | 0.0000 |
| 25,001 | 50,000 | 0.0000 | 0.0000 | 0.0000 | 0.0000 | 0.0000 | 0.0000 | 0.0000 |
| 50,001 | 250,000 | 0.0000 | 0.0000 | 0.0000 | 0.0000 | 0.0000 | 0.0000 | 0.0000 |
| 250,001 | 500,000 | 0.0000 | 0.0000 | 0.0000 | 0.0000 | 0.0000 | 0.0000 | 0.0000 |
| 500,001 | and above | 0.0000 | 0.0000 | 0.0000 | 0.0000 | 0.0000 | 0.0000 | 0.0000 |

| Amount Range | | MCB Islamic Na'mat Plus FCY TD 2 Years Monthly | MCB Islamic Na'mat Plus FCY TD 2 Years Maturity | MCB Islamic Na'mat Plus FCY TD 3 Years Monthly | MCB Islamic Na'mat Plus FCY TD 3 Years Maturity |
|--------------|-----------|--|---|--|---|
| From | to | Profit Rates | Profit Rates | Profit Rates | Profit Rates |
| 0 | 25,000 | 0.0000 | 0.0000 | 0.0000 | 0.0000 |
| 25,001 | 50,000 | 0.0000 | 0.0000 | 0.0000 | 0.0000 |
| 50,001 | 250,000 | 0.0000 | 0.0000 | 0.0000 | 0.0000 |
| 250,001 | 500,000 | 0.0000 | 0.0000 | 0.0000 | 0.0000 |
| 500,001 | and above | 0.0000 | 0.0000 | 0.0000 | 0.0000 |



PROFIT RATES FOR THE MONTH OF July 2022

| Amount Range | | Advance Security Receipt - Advance Rentals | Advance Security Receipt - Bank Guarantee | Advance Security Receipt - Car Ijarah | Advance Security Receipt - DM Other | Advance Security Receipt - DM Staff | Advance Security Receipt - Equipment Ijarah | Advance Security Receipt - LC Service Ijarah |
|--------------|-----------|--|---|---------------------------------------|-------------------------------------|-------------------------------------|---|--|
| From | to | Profit Rate | Profit Rate | Profit Rate | Profit Rate | Profit Rate | Profit Rate | Profit Rate |
| 0 | and above | 0.0400 | 0.0400 | 0.0400 | 0.0400 | 0.0400 | 0.0400 | 0.0000 |

| Amount Range | | Advance Security Receipt - LC under Murabaha | Advance Security Receipt - Others | Advance Security Receipt - FCY Others | SBP- IWS Corporate & Commercial ATL | SBP- IWS SME ATL | SBP- IWS Corporate & Commercial Non - ATL | SBP- IWS SME Non - ATL |
|--------------|-----------|--|-----------------------------------|---------------------------------------|-------------------------------------|------------------|---|------------------------|
| From | to | Profit Rate | Profit Rate | Profit Rate | Profit Rate | Profit Rate | Profit Rate | Profit Rate |
| 0 | and above | 0.0400 | 0.0400 | 0.0035 | 0.0400 | 0.0400 | 0.0000 | 0.0000 |

| Amount Range | | SBP- IRFCC upto 5 Years | SBP- ITERF upto 10 Years | SBP- ILTF upto 3 Years | SBP- ILTF more than 3 Years & upto 5 Years | SBP- ILTF more than 5 Years & upto 10 Years | SBP- IFRE Category I | SBP- IFRE Category II |
|--------------|-----------|-------------------------|--------------------------|------------------------|--|---|----------------------|-----------------------|
| From | to | Profit Rate | Profit Rate | Profit Rate | Profit Rate | Profit Rate | Profit Rate | Profit Rate |
| 0 | and above | 0.0400 | 0.9996 | 0.0000 | 0.0000 | 3.9998 | 3.0001 | 2.0005 |

| Amount Range | | SBP- IFRE Category III | SBP- IFFSAP SME | SBP- IRFMS | SBP- IWCF | SBP- IFFSAP Corporate & Commercial upto 3 Years | SBP- IFFSAP Corp & Comm more than 3 Years & upto 5 Years | SBP- IFFSAP Corp & Comm more than 5 Years upto 7 Years |
|--------------|-----------|------------------------|-----------------|-------------|-------------|---|--|--|
| From | to | Profit Rate | Profit Rate | Profit Rate | Profit Rate | Profit Rate | Profit Rate | Profit Rate |
| 0 | and above | 0.0000 | 0.0000 | 0.0000 | 0.0000 | 0.0000 | 0.0000 | 0.0000 |


| Amount Range | | SBP-ILTF SAVINGS ACCOUNT MORE THAN 5 & UPTO 10Y - 7% |
|--------------|-----------|--|
| From | to | Profit Rate |
| 0 | and above | 3.9998 |

PROFIT RATES FOR THE MONTH OF July 2022.


| PROFIT SHARING RATIO | |
|-------------------------|-----|
| Rabbul Maal (Depositor) | 50% |
| Mudarib (Bank) | 50% |

Recommended By:

For:


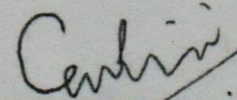


Department Head - Pool Management



Divisional Head - FCG

Approved By:

Mufti Syed Sabir Hussain
Resident Shari'ah Board MemberSyed Iftikhar Hussain Rizvi
Chief Financial Officer