

PROFIT RATE - FOR THE MONTH OF AUGUST 2022

Amount Range		MCB Islamic Asaan Saving Account	MCB Islamic Asaan Remittance Saving Account	MCB Islamic Asaan Digital Saving Account	MCB Islamic Asaan Digital Remittance Saving	MCB Islamic Atfaal Saving Account	MCB Islamic Shandaar Account	MCB Islamic Niswaan Saving Account
From	to	Profit Rate	Profit Rate	Profit Rate	Profit Rate	Profit Rate	Profit Rate	Profit Rate
0	and above	5.7999	0.0000	0.0000	0.0000	9.4993	0.0400	9.4993

Amount Range		MCB Islamic Imaan Saving Account - PKR	MCB Islamic Freelancer Digital Saving Account - PKR	MCB Islamic Financial Institution Saving Account
From	to	Profit Rate	Profit Rate	Profit Rate
0	and above	5.7999	0.0000	0.0000

Amount Range		MCB Islamic Imaan Saving Account - USD	MCB Islamic Imaan Saving Account - GBP	MCB Islamic Imaan Saving Account - EUR	MCB Islamic Freelancer Digital Saving - USD	MCB Islamic Freelancer Digital Saving Account - GBP	MCB Islamic Freelancer Digital Saving Account - EUR
From	to	Profit Rate	Profit Rate	Profit Rate	Profit Rate	Profit Rate	Profit Rate
0	and above	0.1846	0.1354	0.1754	0.0000	0.0000	0.0000

Amount Range		MCB Islamic Barkat Saving Account	Amount Range		MCB Islamic Barkat Saving Premium Account	Amount Range		MCB Islamic Barkat Super Saving Account
From	to	Profit Rate	From	to	Profit Rate	From	to	Profit Rate
0	25,000	5.7999	0	5,000,000	6.5005	0	50,000,000	6.3497
25,001	500,000	5.8494	5,000,001	50,000,000	6.6994	50,000,001	100,000,000	6.7501
500,001	5,000,000	5.9000	50,000,001	100,000,000	6.9997	100,000,001	250,000,000	7.0998
5,000,001	50,000,000	5.9494	100,000,001	250,000,000	7.5001	250,000,001	500,000,000	7.8003
50,000,001	250,000,000	6.0001	250,000,001	500,000,000	9.7995	500,000,001	1,000,000,000	0.0000
250,000,001	500,000,000	0.0000	500,000,001	1,000,000,000	9.9997	1,000,000,001	2,000,000,000	13.2493
500,000,001	750,000,000	0.0000	1,000,000,001	2,000,000,000	0.0000	2,000,000,001	3,000,000,000	0.0000
750,000,001	1,000,000,000	0.0000	2,000,000,001	3,000,000,000	0.0000	3,000,000,001	4,000,000,000	13.9994
1,000,000,001	and above	0.0000	3,000,000,001	and above	12.3498	4,000,000,001	and above	0.0000

Amount Range		MCB Islamic Barkat Saving Plus Account	Amount Range		MCB Islamic Rozana Bachat Saving Account	Amount Range		MCB Islamic Rozana Bachat Saving Plus Account
From	To	Profit Rate	From	to	Profit Rate	From	to	Profit Rate
-	100,000	5.7999	0	25,000	5.2995	0	100,000	5.2995
100,001	1,000,000	5.7999	25,001	500,000	5.3501	100,001	1,000,000	5.2995
1,000,001	10,000,000	5.7999	500,001	1,000,000	5.3996	1,000,001	10,000,000	5.2995
10,000,001	50,000,000	5.7999	1,000,001	5,000,000	5.4502	10,000,001	50,000,000	5.2995
50,000,001	250,000,000	0.0000	5,000,001	10,000,000	5.4997	50,000,001	250,000,000	5.2995
250,000,001	500,000,000	0.0000	10,000,001	25,000,000	5.5997	250,000,001	500,000,000	13.7497
500,000,001	750,000,000	0.0000	25,000,001	50,000,000	5.7504	500,000,001	750,000,000	13.7497
750,000,001	1,000,000,000	0.0000	50,000,001	100,000,000	5.7504	750,000,001	1,000,000,000	0.0000
1,000,000,001	2,000,000,000	0.0000	100,000,001	200,000,000	0.0000	1,000,000,001	2,000,000,000	13.7497
2,000,000,001	Above	0.0000	200,000,001	300,000,000	0.0000	2,000,000,001	and above	13.7497
			300,000,001	and above	0.0000			

02/09/2012

Amount Range		MCB Islamic Rozana Bachat Saving Premium Account	Amount Range		MCB Islamic Rozana Bachat Super Saving Account
From	to	Profit Rate	From	to	Profit Rate
0	5,000,000	7.2999	0	50,000,000	10.5001
5,000,001	50,000,000	9.0495	50,000,001	100,000,000	10.9993
50,000,001	100,000,000	9.5499	100,000,001	250,000,000	11.4997
100,000,001	250,000,000	10.9993	250,000,001	500,000,000	12.4993
250,000,001	500,000,000	11.4997	500,000,001	1,000,000,000	13.7497
500,000,001	1,000,000,000	12.0001	1,000,000,001	2,000,000,000	0.0000
1,000,000,001	2,000,000,000	13.5001	2,000,000,001	3,000,000,000	0.0000
2,000,000,001	3,000,000,000	0.0000	3,000,000,001	4,000,000,000	0.0000
3,000,000,001	and above	13.5001	4,000,000,001	and above	0.0000

Amount Range		MCB Islamic Na'mat Plus TD 1 Month Maturity	MCB Islamic Na'mat Plus TD 2 Months Maturity	MCB Islamic Na'mat Plus TD 3 Months Monthly	MCB Islamic Na'mat Plus TD 3Months Maturity	MCB Islamic Na'mat Plus TD 6 Months Monthly	MCB Islamic Na'mat Plus TD 6 Months Maturity	MCB Islamic Na'mat Plus TD 1 Year Monthly
From	to	Profit Rate	Profit Rate	Profit Rate	Profit Rate	Profit Rate	Profit Rate	Profit Rate
0	100,000	6.0001	0.0000	0.0000	6.1001	0.0000	6.1496	6.1496
100,001	1,000,000	6.0601	6.1096	6.1096	6.1602	6.1096	6.2096	6.2096
1,000,001	25,000,000	6.5499	6.5994	6.5994	6.6500	6.5994	6.7006	6.7006
25,000,001	50,000,000	6.8501	0.0000	0.0000	0.0000	0.0000	6.9997	6.9997
50,000,001	100,000,000	7.8003	0.0000	0.0000	0.0000	0.0000	0.0000	7.9498
100,000,001	250,000,000	8.0499	0.0000	0.0000	8.1500	0.0000	0.0000	8.2006
250,000,001	500,000,000	8.2501	0.0000	0.0000	0.0000	0.0000	0.0000	0.0000
500,000,001	750,000,000	0.0000	0.0000	0.0000	0.0000	0.0000	0.0000	0.0000
750,000,001	1,000,000,000	0.0000	0.0000	0.0000	0.0000	0.0000	0.0000	0.0000
1,000,000,001	2,000,000,000	0.0000	0.0000	0.0000	0.0000	0.0000	0.0000	0.0000
2,000,000,001	3,000,000,000	0.0000	0.0000	0.0000	0.0000	0.0000	0.0000	0.0000
3,000,000,001	Above	0.0000	0.0000	0.0000	0.0000	0.0000	0.0000	0.0000

Amount Range		MCB Islamic Na'mat Plus TD 1 Year Quarterly	MCB Islamic Na'mat Plus TD 1 Year Maturity	MCB Islamic Na'mat Plus TD 2 Years Monthly	MCB Islamic Na'mat Plus TD 2 Years Quarterly	MCB Islamic Na'mat Plus TD 2 Years Maturity	MCB Islamic Na'mat Plus TD 3 Years Monthly	MCB Islamic Na'mat Plus TD 3 Years Quarterly
From	to	Profit Rate	Profit Rate	Profit Rate	Profit Rate	Profit Rate	Profit Rate	Profit Rate
0	100,000	6.2002	6.2497	6.2002	6.3003	6.4004	0.0000	0.0000
100,001	1,000,000	6.2603	6.3003	6.2603	6.3592	6.4592	6.3592	6.4592
1,000,001	25,000,000	6.7501	6.7807	0.0000	0.0000	6.9502	6.8501	0.0000
25,000,001	50,000,000	7.0397	0.0000	0.0000	0.0000	0.0000	0.0000	0.0000
50,000,001	100,000,000	0.0000	0.0000	0.0000	0.0000	0.0000	0.0000	0.0000
100,000,001	250,000,000	0.0000	8.3996	0.0000	0.0000	0.0000	0.0000	0.0000
250,000,001	500,000,000	0.0000	0.0000	0.0000	0.0000	0.0000	0.0000	0.0000
500,000,001	750,000,000	0.0000	0.0000	0.0000	0.0000	0.0000	0.0000	0.0000
750,000,001	1,000,000,000	0.0000	0.0000	0.0000	0.0000	0.0000	0.0000	0.0000
1,000,000,001	2,000,000,000	0.0000	0.0000	0.0000	0.0000	0.0000	0.0000	0.0000
2,000,000,001	3,000,000,000	0.0000	0.0000	0.0000	0.0000	0.0000	0.0000	0.0000
3,000,000,001	Above	0.0000	0.0000	0.0000	0.0000	0.0000	0.0000	0.0000

02/08/2022

Amount Range		MCB Islamic Na'mat Plus TD 3 Years Maturity	MCB Islamic Na'mat Plus TD 5 Years Monthly	MCB Islamic Na'mat Plus TD 5 Years Quarterly	MCB Islamic Na'mat Plus TD 5 Years Maturity	Amount Range		MCB Islamic Aasoodgi Term Deposit
From	to	Profit Rate	Profit Rate	Profit Rate	Profit Rate	From	to	Profit Rate
0	100,000	0.0000	6.4004	0.0000	0.0000	0	50,000	12.9997
100,001	1,000,000	6.5593	6.4592	0.0000	6.6594	50,001	500,000	12.9997
1,000,001	25,000,000	0.0000	6.9502	0.0000	0.0000	500,001	1,000,000	12.9997
25,000,001	50,000,000	0.0000	0.0000	0.0000	0.0000	1,000,001	5,000,000	12.9997
50,000,001	100,000,000	0.0000	0.0000	0.0000	0.0000	5,000,001	25,000,000	12.9997
100,000,001	250,000,000	0.0000	0.0000	0.0000	0.0000	25,000,001	50,000,000	12.9997
250,000,001	500,000,000	0.0000	0.0000	0.0000	0.0000	50,000,001	75,000,000	0.0000
500,000,001	750,000,000	0.0000	0.0000	0.0000	0.0000	75,000,001	100,000,000	0.0000
750,000,001	1,000,000,000	0.0000	0.0000	0.0000	0.0000	100,000,001	250,000,000	0.0000
1,000,000,001	2,000,000,000	14.3502	0.0000	0.0000	0.0000	250,000,001	500,000,000	0.0000
2,000,000,001	3,000,000,000	0.0000	0.0000	0.0000	0.0000	500,000,001	750,000,000	0.0000
3,000,000,001	Above	0.0000	0.0000	0.0000	0.0000	750,000,001	1,000,000,000	0.0000
						1,000,000,001	2,000,000,000	0.0000
						2,000,000,001	3,000,000,000	0.0000
						3,000,000,001	Above	0.0000

Amount Range		MCB Islamic Na'mat Premium Plus TD 1 Year Monthly	MCB Islamic Na'mat Premium Plus TD 3 Years Monthly
From	to	Profit Rate	Profit Rate
0	5,000,000	9.6500	9.6795
5,000,001	10,000,000	9.6795	9.6995
10,000,001	and above	9.7006	9.9997

Amount Range		MCB Islamic Na'mat TD 1 Month Maturity	MCB Islamic Na'mat TD 1 Month Maturity	MCB Islamic Na'mat TD 3 Months Maturity	MCB Islamic Na'mat TD 6 Months Maturity	MCB Islamic Na'mat TD 1 Year Quarterly
From	to	Profit Rate	Profit Rate	Profit Rate	Profit Rate	Profit Rate
0	and above	0.0000	0.0000	0.0000	0.0000	0.0000

Amount Range		MCB Islamic Na'mat TD 1 Year Monthly	MCB Islamic Na'mat TD 1 Year Maturity
From	to	Profit Rate	Profit Rate
1,000,001	10,000,000	10.5001	0.0000
10,000,001	25,000,000	10.5001	0.0000
25,000,001	50,000,000	10.5001	0.0000
50,000,001	100,000,000	12.9997	0.0000
100,000,001	and above	12.9997	12.0001

Amount Range		MCB Islamic Na'mat TD 2 Years Monthly	MCB Islamic Na'mat TD 2 Years Quarterly	MCB Islamic Na'mat TD 2 Years Maturity	MCB Islamic Na'mat TD 3 Years Monthly	MCB Islamic Na'mat TD 3 Years Quarterly	MCB Islamic Na'mat TD 3 Years Maturity	MCB Islamic Na'mat TD 5 Years Monthly
From	to	Profit Rate	Profit Rate	Profit Rate	Profit Rate	Profit Rate	Profit Rate	Profit Rate
0	and above	0.0000	0.0000	0.0000	0.0000	0.0000	0.0000	0.0000

Handwritten signature

Handwritten signature

Handwritten signature

02/09/2022

Amount Range		MCB Islamic Na'mat TD 5 Years Quarterly	MCB Islamic Na'mat TD 5 Years Maturity
From	to	Profit Rate	Profit Rate
0	and above	0.0000	0.0000

Amount Range		MCB Islamic Na'mat Plus FCY TD 1 Month Maturity	MCB Islamic Na'mat Plus FCY TD 3 Months Monthly	MCB Islamic Na'mat Plus FCY TD 3 Months Maturity	MCB Islamic Na'mat Plus FCY TD 6 Months Monthly	MCB Islamic Na'mat Plus FCY TD 6 Months Maturity	MCB Islamic Na'mat Plus FCY TD 1 Year Monthly	MCB Islamic Na'mat Plus FCY TD 1 Year Maturity
From	to	Profit Rate	Profit Rate	Profit Rate	Profit Rate	Profit Rate	Profit Rate	Profit Rate
0	25,000	0.0000	0.0000	0.0000	0.0000	0.0000	0.0000	0.0000
25,001	50,000	0.0000	0.0000	0.0000	0.0000	0.0000	0.0000	0.0000
50,001	250,000	0.0000	0.0000	0.0000	0.0000	0.0000	0.0000	0.0000
250,001	500,000	0.0000	0.0000	0.0000	0.0000	0.0000	0.0000	0.0000
500,001	and above	0.0000	0.0000	0.0000	0.0000	0.0000	0.0000	0.0000

Amount Range		MCB Islamic Na'mat Plus FCY TD 2 Years Monthly	MCB Islamic Na'mat Plus FCY TD 2 Years Maturity	MCB Islamic Na'mat Plus FCY TD 3 Years Monthly	MCB Islamic Na'mat Plus FCY TD 3 Years Maturity
From	to	Profit Rate	Profit Rate	Profit Rate	Profit Rate
0	25,000	0.0000	0.0000	0.0000	0.0000
25,001	50,000	0.0000	0.0000	0.0000	0.0000
50,001	250,000	0.0000	0.0000	0.0000	0.0000
250,001	500,000	0.0000	0.0000	0.0000	0.0000
500,001	and above	0.0000	0.0000	0.0000	0.0000

Amount Range		Advance Security Receipt - Advance Rentals	Advance Security Receipt - Bank Guarantee	Advance Security Receipt - Car Ijarah	Advance Security Receipt - DM Other	Advance Security Receipt - DM Staff	Advance Security Receipt - Equipment Ijarah	Advance Security Receipt - LC Service Ijarah
From	to	Profit Rate	Profit Rate	Profit Rate	Profit Rate	Profit Rate	Profit Rate	Profit Rate
0	and above	0.0400	0.0400	0.0400	0.0400	0.0400	0.0400	0.0000

Amount Range		Advance Security Receipt - LC under Murabaha	Advance Security Receipt - Others	Advance Security Receipt - FCY Others	SBP- IWS Corporate & Commercial ATL	SBP- IWS SME ATL	SBP- IWS Corporate & Commercial Non - ATL	SBP- IWS SME Non - ATL
From	to	Profit Rate	Profit Rate	Profit Rate	Profit Rate	Profit Rate	Profit Rate	Profit Rate
0	and above	0.0400	0.0400	0.0035	0.0400	0.0400	0.0000	0.0000

Amount Range		SBP- IRFCC upto 5 Years	SBP- ITERF upto 10 Years	SBP- ILTFF upto 3 Years	SBP- ILTFF more than 3 Years & upto 5 Years	SBP- ILTFF more than 5 Years & upto 10 Years	SBP- ILTFF more than 5 Years & upto 10 Years - 7%	SBP- IFRE Category I
From	to	Profit Rate	Profit Rate	Profit Rate	Profit Rate	Profit Rate	Profit Rate	Profit Rate
0	and above	0.0400	0.9996	0.0000	0.0000	2.0004	3.9996	3.0000

Amount Range		SBP- IFRE Category II	SBP- IFRE Category III	SBP- IFFSAP SME	SBP- IRFMS	SBP- IWCF	SBP- IFFSAP Corporate & Commercial upto 3 Years	SBP- IFFSAP Corp & Comm more than 3 Years & upto 5 Years
From	to	Profit Rate	Profit Rate	Profit Rate	Profit Rate	Profit Rate	Profit Rate	Profit Rate
0	and above	2.0004	0.0000	0.0000	0.0000	0.0000	0.0000	0.0000

[Handwritten signature]

[Handwritten signature]


[Handwritten signature]

01/09/2017

Amount Range		SBP- IRCGS- WE	SBP- IFFSAP Corp & Comm more than 5 Years upto 7 Years	SBP-ILTF SAVINGS ACCOUNT MORE THAN 5 & UPTO 10Y - 10%
From	to	Profit Rate	Profit Rate	Profit Rate
0	and above	0.0000	0.0000	10.8184

PROFIT SHARING RATIO	
Rabbul Maal (Depositor)	50%
Mudarib (Bank)	50%

Recommended By:

For 


Department Head - Pool Management



Divisional Head - FCG

Approved By:



Mufti Syed Sabir Hussain
Resident Shari'ah Board Member


Syed Iftikhar Hussain Rizvi
Chief Financial Officer


Anwar Hussain
Officer

042-111-222-642