

PROFIT RATES FOR THE MONTH OF APRIL 2022


Amount Range		MCB Islamic Asaan Saving Account	MCB Islamic Asaan Remittance Saving Account	MCB Islamic Asaan Digital Saving Account	MCB Islamic Asaan Digital Remittance Saving	MCB Islamic Atfaal Saving Account	MCB Islamic Shandaar Account	MCB Islamic Niswaan Saving Account
From	to	Profit Rate	Profit Rate	Profit Rate	Profit Rate	Profit Rate	Profit Rate	Profit Rate
0	and above	4.3029	0.0000	0.0000	0.0000	4.3029	0.0402	4.3029

Amount Range		MCB Islamic Imaan Saving Account - PKR	MCB Islamic Freelancer Digital Saving Account - PKR
From	to	Profit Rate	Profit Rate
0	and above	4.3029	0.0000

Amount Range		MCB Islamic Imaan Saving Account - USD	MCB Islamic Imaan Saving Account - GBP	MCB Islamic Imaan Saving Account - EUR	MCB Islamic Freelancer Digital Saving - USD	MCB Islamic Freelancer Digital Saving Account - GBP	MCB Islamic Freelancer Digital Saving Account - EUR
From	to	Profit Rate	Profit Rate	Profit Rate	Profit Rate	Profit Rate	Profit Rate
0	and above	0.1849	0.1352	0.1753	0.0000	0.0000	0.0000

Amount Range		MCB Islamic Barkat Saving Account	Amount Range		MCB Islamic Barkat Saving Premium Account	Amount Range		MCB Islamic Barkat Super Saving Account
From	to	Profit Rates	From	to	Profit Rates	From	to	Profit Rates
0	25,000	4.3029	0	5,000,000	5.0043	0	50,000,000	4.8533
25,001	500,000	4.3638	5,000,001	50,000,000	5.2040	50,000,001	100,000,000	5.2539
500,001	5,000,000	4.5038	50,000,001	100,000,000	5.5047	100,000,001	250,000,000	5.6045
5,000,001	50,000,000	4.7035	100,000,001	250,000,000	6.0051	250,000,001	500,000,000	6.3047
50,000,001	250,000,000	5.0043	250,000,001	500,000,000	7.8059	500,000,001	1,000,000,000	0.0000
250,000,001	500,000,000	5.3038	500,000,001	1,000,000,000	8.0056	1,000,000,001	2,000,000,000	0.0000
500,000,001	750,000,000	0.0000	1,000,000,001	2,000,000,000	0.0000	2,000,000,001	3,000,000,000	9.1270
750,000,001	1,000,000,000	0.0000	2,000,000,001	3,000,000,000	8.5060	3,000,000,001	4,000,000,000	0.0000
1,000,000,001	and above	0.0000	3,000,000,001	and above	0.0000	4,000,000,001	and above	0.0000

Amount Range		MCB Islamic Barkat Saving Plus Account	Amount Range		MCB Islamic Rozana Bachat Saving Account	Amount Range		MCB Islamic Rozana Bachat Saving Plus Account
From	To	Profit Rates	From	to	Profit Rates	From	to	Profit Rates
-	100,000	4.3029	0	25,000	3.8025	0	100,000	4.3029
100,001	1,000,000	4.3029	25,001	500,000	3.8524	100,001	1,000,000	4.3029
1,000,001	10,000,000	4.3029	500,001	1,000,000	4.0533	1,000,001	10,000,000	4.3029
10,000,001	50,000,000	4.3029	1,000,001	5,000,000	4.2530	10,000,001	50,000,000	4.3029
50,000,001	250,000,000	4.3029	5,000,001	10,000,000	5.0043	50,000,001	250,000,000	0.0000
250,000,001	500,000,000	0.0000	10,000,001	25,000,000	5.1041	250,000,001	500,000,000	0.0000
500,000,001	750,000,000	0.0000	25,000,001	50,000,000	5.2539	500,000,001	750,000,000	0.0000
750,000,001	1,000,000,000	0.0000	50,000,001	100,000,000	5.2539	750,000,001	1,000,000,000	0.0000
1,000,000,001	2,000,000,000	0.0000	100,000,001	200,000,000	0.0000	1,000,000,001	2,000,000,000	0.0000
2,000,000,001	Above	0.0000	200,000,001	300,000,000	0.0000	2,000,000,001	and above	0.0000
			300,000,001	and above	0.0000			




PROFIT RATES FOR THE MONTH OF APRIL 2022

Amount Range		MCB Islamic Rozana Bachat Saving Premium Account	Amount Range		MCB Islamic Rozana Bachat Super Saving Account
From	to	Profit Rates	From	to	Profit Rates
0	5,000,000	5.3038	0	50,000,000	6.5043
5,000,001	50,000,000	5.5546	50,000,001	100,000,000	7.5052
50,000,001	100,000,000	6.0550	100,000,001	250,000,000	0.0000
100,000,001	250,000,000	8.0056	250,000,001	500,000,000	9.0065
250,000,001	500,000,000	8.0056	500,000,001	1,000,000,000	0.0000
500,000,001	1,000,000,000	8.5060	1,000,000,001	2,000,000,000	0.0000
1,000,000,001	2,000,000,000	9.1063	2,000,000,001	3,000,000,000	0.0000
2,000,000,001	3,000,000,000	9.3876	3,000,000,001	4,000,000,000	0.0000
3,000,000,001	and above	0.0000	4,000,000,001	and above	0.0000

Amount Range		MCB Islamic Na'mat Plus TD 1 Month Maturity	MCB Islamic Na'mat Plus TD 2 Months Maturity	MCB Islamic Na'mat Plus TD 3 Months Monthly	MCB Islamic Na'mat Plus TD 3Months Maturity	MCB Islamic Na'mat Plus TD 6 Months Monthly	MCB Islamic Na'mat Plus TD 6 Months Maturity	MCB Islamic Na'mat Plus TD 1 Year Monthly
From	to	Profit Rates	Profit Rates	Profit Rates	Profit Rates	Profit Rates	Profit Rates	Profit Rates
0	100,000	0.0000	0.0000	0.0000	4.6037	0.0000	4.6536	4.6536
100,001	1,000,000	4.5635	4.6134	4.6134	4.6633	4.6633	4.7133	4.7133
1,000,001	25,000,000	5.5546	5.6045	5.6045	5.6545	5.6545	5.7044	5.7044
25,000,001	50,000,000	5.8541	0.0000	0.0000	5.9540	0.0000	6.0051	6.0051
50,000,001	100,000,000	6.3047	0.0000	0.0000	0.0000	0.0000	0.0000	6.4544
100,000,001	250,000,000	6.5555	0.0000	0.0000	6.6553	0.0000	0.0000	6.7052
250,000,001	500,000,000	6.7552	0.0000	0.0000	0.0000	0.0000	0.0000	0.0000
500,000,001	750,000,000	0.0000	0.0000	0.0000	0.0000	0.0000	0.0000	0.0000
750,000,001	1,000,000,000	0.0000	0.0000	0.0000	0.0000	0.0000	0.0000	0.0000
1,000,000,001	2,000,000,000	0.0000	0.0000	0.0000	0.0000	0.0000	0.0000	0.0000
2,000,000,001	3,000,000,000	0.0000	0.0000	0.0000	0.0000	0.0000	0.0000	0.0000
3,000,000,001	Above	0.0000	0.0000	0.0000	0.0000	0.0000	0.0000	0.0000

Amount Range		MCB Islamic Na'mat Plus TD 1 Year Quarterly	MCB Islamic Na'mat Plus TD 1 Year Maturity	MCB Islamic Na'mat Plus TD 2 Years Monthly	MCB Islamic Na'mat Plus TD 2 Years Quarterly	MCB Islamic Na'mat Plus TD 2 Years Maturity	MCB Islamic Na'mat Plus TD 3 Years Monthly	MCB Islamic Na'mat Plus TD 3 Years Quarterly
From	to	Profit Rates	Profit Rates	Profit Rates	Profit Rates	Profit Rates	Profit Rates	Profit Rates
0	100,000	4.6780	4.7291	4.6780	4.7035	4.7291	0.0000	0.0000
100,001	1,000,000	4.7388	4.7888	4.7388	4.7632	4.7888	4.7632	4.7888
1,000,001	25,000,000	5.7287	5.7799	0.0000	0.0000	5.7799	5.7543	0.0000
25,000,001	50,000,000	6.0295	0.0000	0.0000	0.0000	0.0000	0.0000	0.0000
50,000,001	100,000,000	0.0000	6.4800	0.0000	0.0000	0.0000	0.0000	0.0000
100,000,001	250,000,000	0.0000	6.7296	0.0000	0.0000	0.0000	0.0000	0.0000
250,000,001	500,000,000	0.0000	8.0312	0.0000	0.0000	0.0000	0.0000	0.0000
500,000,001	750,000,000	0.0000	0.0000	0.0000	0.0000	0.0000	0.0000	0.0000
750,000,001	1,000,000,000	0.0000	0.0000	0.0000	0.0000	0.0000	0.0000	0.0000
1,000,000,001	2,000,000,000	0.0000	8.1067	0.0000	0.0000	0.0000	0.0000	0.0000
2,000,000,001	3,000,000,000	0.0000	11.0082	0.0000	0.0000	0.0000	0.0000	0.0000
3,000,000,001	Above	0.0000	0.0000	0.0000	0.0000	0.0000	0.0000	0.0000



PROFIT RATES FOR THE MONTH OF APRIL 2022

Amount Range		MCB Islamic Na'mat Plus TD 3 Years Maturity	MCB Islamic Na'mat Plus TD 5 Years Monthly	MCB Islamic Na'mat Plus TD 5 Years Quarterly	MCB Islamic Na'mat Plus TD 5 Years Maturity	Amount Range		MCB Islamic Aasoodgi Term Deposit
From	to	Profit Rates	Profit Rates	Profit Rates	Profit Rates	From	to	Profit Rates
0	100,000	0.0000	4.7291	0.0000	0.0000	0	50,000	8.0056
100,001	1,000,000	4.8131	4.7888	0.0000	4.8387	50,001	500,000	8.0056
1,000,001	25,000,000	0.0000	5.7799	0.0000	0.0000	500,001	1,000,000	8.0056
25,000,001	50,000,000	0.0000	0.0000	0.0000	0.0000	1,000,001	5,000,000	8.0056
50,000,001	100,000,000	0.0000	0.0000	0.0000	0.0000	5,000,001	25,000,000	8.0056
100,000,001	250,000,000	0.0000	0.0000	0.0000	0.0000	25,000,001	50,000,000	0.0000
250,000,001	500,000,000	0.0000	0.0000	0.0000	0.0000	50,000,001	75,000,000	0.0000
500,000,001	750,000,000	0.0000	0.0000	0.0000	0.0000	75,000,001	100,000,000	0.0000
750,000,001	1,000,000,000	0.0000	0.0000	0.0000	0.0000	100,000,001	250,000,000	0.0000
1,000,000,001	2,000,000,000	0.0000	0.0000	0.0000	0.0000	250,000,001	500,000,000	0.0000
2,000,000,001	3,000,000,000	0.0000	0.0000	0.0000	0.0000	500,000,001	750,000,000	0.0000
3,000,000,001	Above	0.0000	0.0000	0.0000	0.0000	750,000,001	1,000,000,000	0.0000
						1,000,000,001	2,000,000,000	0.0000
						2,000,000,001	3,000,000,000	0.0000
						3,000,000,001	Above	0.0000

Amount Range		MCB Islamic Na'mat Premium Plus TD 1 Year Monthly	MCB Islamic Na'mat Premium Plus TD 3 Years Monthly
From	to	Profit Rates	Profit Rates
0	5,000,000	7.6562	7.6854
5,000,001	10,000,000	7.6854	7.7061
10,000,001	and above	7.7061	8.0056

Amount Range		MCB Islamic Na'mat TD 1 Month Maturity	MCB Islamic FI TD 1 Month Maturity	MCB Islamic Na'mat TD 3 Months Maturity	MCB Islamic Na'mat TD 6Months Maturity	MCB Islamic Na'mat TD 1 Year Monthly	MCB Islamic Na'mat TD 1 Year Quarterly	MCB Islamic Na'mat TD 1 Year Maturity
From	to	Profit Rate	Profit Rate	Profit Rate	Profit Rate	Profit Rate	Profit Rate	Profit Rate
0	and above	0.0000	0.0000	0.0000	0.0000	8.8567	0.0000	9.2074

Amount Range		MCB Islamic Na'mat TD 2 Years Monthly	MCB Islamic Na'mat TD 2 Years Quarterly	MCB Islamic Na'mat TD 2 Years Maturity	MCB Islamic Na'mat TD 3 Years Monthly	MCB Islamic Na'mat TD 3 Years Quarterly	MCB Islamic Na'mat TD 3 Years Maturity	MCB Islamic Na'mat TD 5 Years Monthly
From	to	Profit Rate	Profit Rate	Profit Rate	Profit Rate	Profit Rate	Profit Rate	Profit Rate
0	and above	0.0000	0.0000	0.0000	0.0000	0.0000	0.0000	0.0000

Amount Range		MCB Islamic Na'mat TD 5 Years Quarterly	MCB Islamic Na'mat TD 5 Years Maturity
From	to	Profit Rate	Profit Rate
0	and above	0.0000	0.0000




PROFIT RATES FOR THE MONTH OF APRIL 2022

Amount Range		MCB Islamic Na'mat Plus FCY TD 1 Month Maturity	MCB Islamic Na'mat Plus FCY TD 3 Months Monthly	MCB Islamic Na'mat Plus FCY TD 3 Months Maturity	MCB Islamic Na'mat Plus FCY TD 6 Months Monthly	MCB Islamic Na'mat Plus FCY TD 6 Months Maturity	MCB Islamic Na'mat Plus FCY TD 1 Year Monthly	MCB Islamic Na'mat Plus FCY TD 1 Year Maturity
From	to	Profit Rates	Profit Rates	Profit Rates	Profit Rates	Profit Rates	Profit Rates	Profit Rates
0	25,000	0.0000	0.0000	0.0000	0.0000	0.0000	0.0000	0.0000
25,001	50,000	0.0000	0.0000	0.0000	0.0000	0.0000	0.0000	0.0000
50,001	250,000	0.1303	0.0000	0.0000	0.0000	0.0000	0.0000	0.0000
250,001	500,000	0.0000	0.0000	0.0000	0.0000	0.0000	0.0000	0.0000
500,001	and above	0.0000	0.0000	0.0000	0.0000	0.0000	0.0000	0.0000


Amount Range		MCB Islamic Na'mat Plus FCY TD 2 Years Monthly	MCB Islamic Na'mat Plus FCY TD 2 Years Maturity	MCB Islamic Na'mat Plus FCY TD 3 Years Monthly	MCB Islamic Na'mat Plus FCY TD 3 Years Maturity
From	to	Profit Rates	Profit Rates	Profit Rates	Profit Rates
0	25,000	0.0000	0.0000	0.0000	0.0000
25,001	50,000	0.0000	0.0000	0.0000	0.0000
50,001	250,000	0.0000	0.0000	0.0000	0.0000
250,001	500,000	0.0000	0.0000	0.0000	0.0000
500,001	and above	0.0000	0.0000	0.0000	0.0000

Amount Range		Advance Security Receipt - Advance Rentals	Advance Security Receipt - Bank Guarantee	Advance Security Receipt - Car Ijarah	Advance Security Receipt - DM Other	Advance Security Receipt - DM Staff	Advance Security Receipt - Equipment Ijarah	Advance Security Receipt - LC Service Ijarah
From	to	Profit Rate	Profit Rate	Profit Rate	Profit Rate	Profit Rate	Profit Rate	Profit Rate
0	and above	0.0402	0.0402	0.0402	0.0402	0.0402	0.0402	0.0000

Amount Range		Advance Security Receipt - LC under Murabaha	Advance Security Receipt - Others	Advance Security Receipt - FCY Others	SBP- IWS Corporate & Commercial ATL	SBP- IWS SME ATL	SBP- IWS Corporate & Commercial Non - ATL	SBP- IWS SME Non - ATL
From	to	Profit Rate	Profit Rate	Profit Rate	Profit Rate	Profit Rate	Profit Rate	Profit Rate
0	and above	0.0402	0.0402	0.0037	0.0402	0.0402	0.0000	0.0000

Amount Range		SBP- IRFCC upto 5 Years	SBP- ITERF upto 10 Years	SBP- ILTFF upto 3 Years	SBP- ILTFF more than 3 Years & upto 5 Years	SBP- ILTFF more than 5 Years & upto 10 Years	SBP- IFRE Category I	SBP- IFRE Category II
From	to	Profit Rate	Profit Rate	Profit Rate	Profit Rate	Profit Rate	Profit Rate	Profit Rate
0	and above	0.0402	1.0009	0.0000	0.0000	2.0017	3.0026	2.0017

Amount Range		SBP- IFRE Category III	SBP- IFFSAP SME	SBP- IRFMS	SBP- IWCF	SBP- IFFSAP Corporate & Commercial upto 3 Years	SBP- IFFSAP Corp & Comm more than 3 Years & upto 5 Years	SBP- IFFSAP Corp & Comm more than 5 Years upto 7 Years
From	to	Profit Rate	Profit Rate	Profit Rate	Profit Rate	Profit Rate	Profit Rate	Profit Rate
0	and above	0.0000	0.0000	0.0000	0.0000	0.0000	0.0000	0.0000

PROFIT RATES FOR THE MONTH OF APRIL 2022

PROFIT SHARING RATIO	
Rabbul Maal (Depositor)	50%
Mudarib (Bank)	50%

Recommended By:



Department Head - Pool Management



Divisional Head - FCG

Approved By:



Mufti Syed Sabir Hussain
Resident Shari'ah Board Member



Syed Iftikhar Hussain Rizvi
Chief Financial Officer