


**PROFIT RATES - FOR THE MONTH OF MAY 2021**

Amount Range		MIB Asaan Saving Account	MIB Asaan Remittance Saving Account	MIB Atfaal Saving Account	MIB Imaan Saving Account - PKR	MCB Islamic Shandaar Saving Account
From	to	Profit Rate	Profit Rate	Profit Rate	Profit Rate	Profit Rate
0	and above	3.6503	0.0000	4.0000	3.6503	3.6503

Amount Range		MIB Imaan Saving Account - USD	MIB Imaan Saving Account - GBP	MIB Imaan Saving Account - EURO
From	to	Profit Rate	Profit Rate	Profit Rate
0	and above	0.1847	0.1354	0.1755

Amount Range		MIB Barkat Saving Plus Account	Amount Range		MIB Barkat Saving Premium Account	Amount Range		MIB Barkat Super Saving Account
From	to	Profit Rates	From	to	Profit Rates	From	to	Profit Rates
0	100,000	4.0106	0	1,000,000	4.4098	0	200,000,000	4.4098
100,001	500,000	4.0106	1,000,001	5,000,000	4.5005	200,000,001	500,000,000	5.5002
500,001	1,000,000	4.0106	5,000,001	10,000,000	4.9103	500,000,001	750,000,000	0.0000
1,000,001	5,000,000	4.0106	10,000,001	50,000,000	5.1010	750,000,001	1,000,000,000	5.8005
5,000,001	10,000,000	4.0106	50,000,001	100,000,000	5.2600	1,000,000,001	2,000,000,000	0.0000
10,000,001	25,000,000	4.0106	100,000,001	250,000,000	5.4602	2,000,000,001	3,000,000,000	6.6000
25,000,001	50,000,000	4.0106	250,000,001	500,000,000	6.2008	3,000,000,001	and above	0.0000
50,000,001	100,000,000	4.0106	500,000,001	1,000,000,000	6.4010			
100,000,001	200,000,000	0.0000	1,000,000,001	and above	6.7107			
200,000,001	300,000,000	4.0106						
300,000,001	500,000,000	0.0000						
500,000,001	1,000,000,000	4.0106						
1,000,000,001	2,000,000,000	0.0000						
2,000,000,001	and above	0.0000						

Amount Range		MCB Islamic Rozana Bachat Saving Account	Amount Range		MCB Islamic Rozana Bachat Saving Premium Account	Amount Range		MCB Islamic Rozana Bachat Saving Plus Account
From	to	Profit Rates	From	to	Profit Rates	From	to	Profit Rates
0	25,000	0.0000	0	5,000,000	5.0009	0	100,000	0.0012
25,001	500,000	0.0000	5,000,001	50,000,000	5.2506	100,000	1,000,000	0.0012
500,001	5,000,000	0.0000	50,000,001	100,000,000	0.0000	1,000,000	10,000,000	0.0000
5,000,001	50,000,000	0.0000	100,000,001	250,000,000	0.0000	10,000,000	50,000,000	0.0000
50,000,001	250,000,000	0.0000	250,000,001	500,000,000	0.0000	50,000,000	250,000,000	0.0000
250,000,001	500,000,000	0.0000	500,000,001	1,000,000,000	0.0000	250,000,000	500,000,000	0.0000
500,000,001	750,000,000	0.0000	1,000,000,001	2,000,000,000	0.0000	500,000,000	750,000,000	0.0000
750,000,001	1,000,000,000	0.0000	2,000,000,001	3,000,000,000	0.0000	750,000,000	1,000,000,000	0.0000
1,000,000,001	and above	0.0000	3,000,000,001	and above	0.0000	1,000,000,000	2,000,000,000	0.0000
						2,000,000,000	99,999,999,999,999	0.0000





**PROFIT RATES - FOR THE MONTH OF MAY 2021**

Amount Range		MIB Barkat Saving Account	MIB Na'mat Plus TD 1 Month Maturity	MIB Na'mat Plus TD 2 Months Maturity	MIB Na'mat Plus TD 3 Months Monthly	MIB Na'mat Plus TD 3 Months Maturity	MIB Na'mat Plus TD 6 Months Monthly	MIB Na'mat Plus TD 6 Months Maturity
From	to	Profit Rates	Profit Rates	Profit Rates	Profit Rates	Profit Rates	Profit Rates	Profit Rates
0	25,000	3.6703	0.0000	0.0000	0.0000	3.8199	0.0000	3.8399
25,001	100,000	3.7598	3.7999	0.0000	0.0000	3.8399	0.0000	3.8599
100,001	500,000	3.7999	3.8599	0.0000	3.8399	3.8599	0.0000	3.8905
500,001	1,000,000	3.8799	3.8999	3.8599	3.8599	3.8905	3.8799	3.8999
1,000,001	5,000,000	3.9706	4.2308	4.2509	4.2509	4.2709	4.2603	4.3203
5,000,001	10,000,000	4.0507	4.6806	0.0000	4.7101	4.7301	4.7101	4.7501
10,000,001	20,000,000	4.1307	5.2706	5.3106	5.3106	5.3200	5.3200	5.3507
20,000,001	30,000,000	4.1802	5.3200	0.0000	0.0000	5.5308	0.0000	5.5508
30,000,001	40,000,000	4.2308	5.3707	5.5603	5.5603	0.0000	0.0000	5.5909
40,000,001	50,000,000	4.3203	5.4307	5.6003	5.6003	5.6309	5.6203	5.6509
50,000,001	60,000,000	4.3509	5.4908	5.6603	0.0000	5.6804	0.0000	0.0000
60,000,001	70,000,000	0.0000	5.5308	0.0000	0.0000	0.0000	0.0000	0.0000
70,000,001	80,000,000	4.4604	5.6203	0.0000	0.0000	0.0000	0.0000	0.0000
80,000,001	90,000,000	0.0000	5.7004	0.0000	0.0000	0.0000	0.0000	0.0000
90,000,001	100,000,000	0.0000	5.7510	0.0000	0.0000	5.8699	0.0000	0.0000
100,000,001	250,000,000	4.6100	5.8005	6.2102	0.0000	5.9300	0.0000	0.0000
250,000,001	500,000,000	4.7101	5.8605	6.2208	0.0000	0.0000	0.0000	0.0000
500,000,001	750,000,000	0.0000	6.1702	0.0000	0.0000	6.0301	0.0000	6.8508
750,000,001	1,000,000,000	0.0000	0.0000	0.0000	0.0000	0.0000	0.0000	0.0000
1,000,000,001	and above	0.0000	6.7507	0.0000	0.0000	6.9003	0.0000	0.0000

Amount Range		MIB Na'mat Plus TD 1 Year Monthly	MIB Na'mat Plus TD 1 Year Quarterly	MIB Na'mat Plus TD 1 Year Maturity	MIB Na'mat Plus TD 2 Years Monthly	MIB Na'mat Plus TD 2 Years Quarterly	MIB Na'mat Plus TD 2 Years Half Yearly	MIB Na'mat Plus TD 2 Years Maturity
From	to	Profit Rates	Profit Rates	Profit Rates	Profit Rates	Profit Rates	Profit Rates	Profit Rates
0	25,000	3.8199	3.8399	3.8599	0.0000	0.0000	0.0000	3.9306
25,001	100,000	3.8505	3.8599	3.8799	3.8799	3.8999	0.0000	3.9400
100,001	500,000	3.8705	3.8799	3.8999	3.9105	3.9105	0.0000	3.9506
500,001	1,000,000	3.8799	3.8999	3.9306	3.9200	3.9306	0.0000	3.9800
1,000,001	5,000,000	4.2909	4.3003	4.3804	0.0000	0.0000	0.0000	4.4404
5,000,001	10,000,000	4.7301	4.7407	4.8608	0.0000	0.0000	0.0000	0.0000
10,000,001	20,000,000	5.3306	0.0000	5.4602	0.0000	0.0000	0.0000	0.0000
20,000,001	30,000,000	0.0000	5.5508	5.5603	0.0000	0.0000	0.0000	0.0000
30,000,001	40,000,000	5.5803	0.0000	5.6003	0.0000	0.0000	0.0000	0.0000
40,000,001	50,000,000	5.6203	0.0000	5.6603	0.0000	0.0000	0.0000	0.0000
50,000,001	60,000,000	5.6804	0.0000	5.7204	0.0000	0.0000	0.0000	0.0000
60,000,001	70,000,000	0.0000	0.0000	0.0000	0.0000	0.0000	0.0000	0.0000
70,000,001	80,000,000	0.0000	0.0000	0.0000	0.0000	0.0000	0.0000	0.0000
80,000,001	90,000,000	0.0000	0.0000	0.0000	0.0000	0.0000	0.0000	0.0000
90,000,001	100,000,000	5.8805	0.0000	5.9300	0.0000	0.0000	0.0000	0.0000
100,000,001	250,000,000	5.9300	0.0000	5.9806	0.0000	0.0000	0.0000	0.0000
250,000,001	500,000,000	0.0000	0.0000	6.0407	0.0000	0.0000	0.0000	0.0000
500,000,001	750,000,000	0.0000	0.0000	0.0000	0.0000	0.0000	0.0000	0.0000
750,000,001	1,000,000,000	0.0000	0.0000	0.0000	0.0000	0.0000	0.0000	0.0000
1,000,000,001	and above	0.0000	0.0000	0.0000	0.0000	0.0000	0.0000	0.0000





**PROFIT RATES - FOR THE MONTH OF MAY 2021**

Amount Range		MIB Na'mat Plus TD 3 Years Monthly	MIB Na'mat Plus TD 3 Years Quarterly	MIB Na'mat Plus TD 3 Years Maturity	MIB Na'mat Plus TD 5 Years Monthly	MIB Na'mat Plus TD 5 Years Quarterly	MIB Na'mat Plus TD 5 Years Maturity	MIB Aasoodgi Term Deposit
From	to	Profit Rates	Profit Rates	Profit Rates	Profit Rates	Profit Rates	Profit Rates	Profit Rates
0	25,000	0.0000	0.0000	0.0000	0.0000	0.0000	0.0000	0.0000
25,001	100,000	0.0000	0.0000	0.0000	3.9200	0.0000	0.0000	6.1702
100,001	500,000	3.9105	3.9400	0.0000	3.9306	0.0000	4.0106	6.1702
500,001	1,000,000	3.9306	3.9706	4.0106	3.9706	0.0000	4.0507	6.1702
1,000,001	5,000,000	4.3403	0.0000	0.0000	4.4204	0.0000	0.0000	6.1702
5,000,001	10,000,000	0.0000	0.0000	0.0000	0.0000	0.0000	0.0000	0.0000
10,000,001	20,000,000	5.3707	0.0000	0.0000	0.0000	0.0000	0.0000	0.0000
20,000,001	30,000,000	0.0000	0.0000	0.0000	0.0000	0.0000	0.0000	0.0000
30,000,001	40,000,000	0.0000	0.0000	0.0000	0.0000	0.0000	0.0000	0.0000
40,000,001	50,000,000	0.0000	0.0000	0.0000	0.0000	0.0000	0.0000	0.0000
50,000,001	60,000,000	0.0000	0.0000	0.0000	0.0000	0.0000	0.0000	0.0000
60,000,001	70,000,000	0.0000	0.0000	0.0000	0.0000	0.0000	0.0000	0.0000
70,000,001	80,000,000	0.0000	0.0000	0.0000	0.0000	0.0000	0.0000	0.0000
80,000,001	90,000,000	0.0000	0.0000	0.0000	0.0000	0.0000	0.0000	0.0000
90,000,001	100,000,000	0.0000	0.0000	0.0000	0.0000	0.0000	0.0000	0.0000
100,000,001	250,000,000	0.0000	0.0000	0.0000	0.0000	0.0000	0.0000	0.0000
250,000,001	500,000,000	0.0000	0.0000	0.0000	0.0000	0.0000	0.0000	0.0000
500,000,001	750,000,000	0.0000	0.0000	0.0000	0.0000	0.0000	0.0000	0.0000
750,000,001	1,000,000,000	0.0000	0.0000	0.0000	0.0000	0.0000	0.0000	0.0000
1,000,000,001	and above	0.0000	0.0000	0.0000	0.0000	0.0000	0.0000	0.0000

Amount Range		MIB Na'mat Premium Plus TD 1 Year Monthly	Amount Range		MIB Na'mat Premium Plus TD 3 Years Monthly
From	to	Profit Rates	From	to	Profit Rates
0	5,000,000	6.1702	0	5,000,000	6.1808
5,000,001	10,000,000	6.1808	5,000,001	10,000,000	6.2303
10,000,001	and above	6.2102	10,000,001	and above	6.2609

Amount Range		MIB Na'mat TD 1 Month Maturity	MIB FI TD 1 Month Maturity	MIB Na'mat TD 3 Months Maturity	MIB Na'mat TD 6Months Maturity	MIB Na'mat TD 1 Year Monthly	MIB Na'mat TD 1 Year Quarterly	MIB Na'mat TD 1 Year Maturity
From	to	Profit Rate	Profit Rate	Profit Rate	Profit Rate	Profit Rate	Profit Rate	Profit Rate
0	and above	0.0000	0.0000	0.0000	0.0000	0.0000	0.0000	0.0000

Amount Range		MIB Na'mat TD 2 Years Monthly	MIB Na'mat TD 2 Years Quarterly	MIB Na'mat TD 2 Years Maturity	MIB Na'mat TD 3 Years Monthly	MIB Na'mat TD 3 Years Quarterly	MIB Na'mat TD 3 Years Maturity	MIB Na'mat TD 5 Years Monthly
From	to	Profit Rate	Profit Rate	Profit Rate	Profit Rate	Profit Rate	Profit Rate	Profit Rate
0	and above	0.0000	0.0000	0.0000	0.0000	0.0000	0.0000	0.0000

Amount Range		MIB Na'mat TD 5 Years Quarterly	MIB Na'mat TD 5 Years Maturity
From	to	Profit Rate	Profit Rate
0	and above	0.0000	0.0000





**PROFIT RATES - FOR THE MONTH OF MAY 2021**

Amount Range		MIB Na'mat Plus FCY TD 1 Month Maturity	MIB Na'mat Plus FCY TD 3 Months Monthly	MIB Na'mat Plus FCY TD 3 Months Maturity	MIB Na'mat Plus FCY TD 6 Months Monthly	MIB Na'mat Plus FCY TD 6 Months Maturity	MIB Na'mat Plus FCY TD 1 Year Monthly	MIB Na'mat Plus FCY TD 1 Year Maturity
From	to	Profit Rates	Profit Rates	Profit Rates	Profit Rates	Profit Rates	Profit Rates	Profit Rates
0	25,000	0.0000	0.0000	0.0000	0.0000	0.0000	0.0000	0.0000
25,001	50,000	0.0000	0.0000	0.0000	0.0000	0.0000	0.0000	0.0000
50,001	250,000	0.0000	0.0000	0.0000	0.0000	0.0000	0.0000	0.1777
250,001	500,000	0.0000	0.0000	0.0000	0.0000	0.0000	0.0000	0.0000
500,001	and above	0.0000	0.0000	0.0000	0.0000	0.0000	0.0000	0.0000


Amount Range		MIB Na'mat Plus FCY TD 2 Years Monthly	MIB Na'mat Plus FCY TD 2 Years Maturity	MIB Na'mat Plus FCY TD 3 Years Monthly	MIB Na'mat Plus FCY TD 3 Years Maturity
From	to	Profit Rates	Profit Rates	Profit Rates	Profit Rates
0	25,000	0.0000	0.0000	0.0000	0.0000
25,001	50,000	0.0000	0.0000	0.0000	0.0000
50,001	250,000	0.0000	0.0000	0.0000	0.0000
250,001	500,000	0.0000	0.0000	0.0000	0.0000
500,001	and above	0.0000	0.0000	0.0000	0.0000

Amount Range		Advance Security Receipt - Advance Rentals	Advance Security Receipt - Bank Guarantee	Advance Security Receipt - Car Ijarah	Advance Security Receipt - DM Other	Advance Security Receipt - DM Staff	Advance Security Receipt - Equipment Ijarah	Advance Security Receipt - LC Service Ijarah
From	to	Profit Rate	Profit Rate	Profit Rate	Profit Rate	Profit Rate	Profit Rate	Profit Rate
0	and above	0.0400	0.0400	0.0400	0.0400	0.0400	0.0400	0.0000

Amount Range		Advance Security Receipt - LC under Murabaha	Advance Security Receipt - Others	Advance Security Receipt - FCY Others	SBP- IWS Corporate & Commercial ATL	SBP- IWS SME ATL	SBP- IWS Corporate & Commercial Non - ATL	SBP- IWS SME Non - ATL
From	to	Profit Rate	Profit Rate	Profit Rate	Profit Rate	Profit Rate	Profit Rate	Profit Rate
0	and above	0.0400	0.0094	0.0035	0.0400	0.0400	0.0000	0.0000

Amount Range		SBP- IRFCC upto 5 Years	SBP- ITERF upto 10 Years	SBP- ILTF upto 3 Years	SBP- ILTF more than 3 Years & upto 5 Years	SBP- ILTF more than 5 Years & upto 10 Years	SBP- IFRE Category I	SBP- IFRE Category II
From	to	Profit Rate	Profit Rate	Profit Rate	Profit Rate	Profit Rate	Profit Rate	Profit Rate
0	and above	0.0400	0.9997	3.5008	2.0060	0.0000	0.0000	0.0000

Amount Range		SBP- IFRE Category III	SBP- IFFSAP Corporate & Commercial upto 3 Years	SBP- IFFSAP Corp & Comm more than 3 Years & upto 5 Years	SBP- IFFSAP Corp & Comm upto 7 Years	SBP- IFFSAP SME	SBP- IRFMS
From	to	Profit Rate	Profit Rate	Profit Rate	Profit Rate	Profit Rate	Profit Rate
0	and above	0.0000	0.0000	0.0000	0.0000	0.0000	0.0000







**PROFIT RATES - FOR THE MONTH OF MAY 2021**


PROFIT SHARING RATIO	
Rabbul Maal (Depositor)	50%
Mudarib (Bank)	50%


Recommended By:

  
\_\_\_\_\_  
Department Head - Pool Management

Approved By:

  
\_\_\_\_\_  
Mufti Syed Sabir Hussain  
Resident Shari'ah Board Member

  
\_\_\_\_\_  
Divisional Head - FCG

  
\_\_\_\_\_  
Syed Iftikhar Hussain Rizvi  
Chief Financial Officer