


PROFIT RATES - FOR THE MONTH OF MARCH 2021

Amount Range		MIB Asaan Saving Account	MIB Atfaal Saving Account	MIB Imaan Saving Account - PKR	MIB Imaan Saving Account - USD	MIB Imaan Saving Account - GBP	MIB Imaan Saving Account - EURO
From	to	Profit Rate	Profit Rate	Profit Rate	Profit Rate	Profit Rate	Profit Rate
0	and above	3.6517	4.0073	3.6517	0.3705	0.2685	0.3486

Amount Range		MIB Barkat Saving Plus Account	Amount Range		MIB Barkat Saving Premium Account	Amount Range		MIB Barkat Super Saving Account
From	to	Profit Rates	From	to	Profit Rates	From	to	Profit Rates
0	100,000	4.0073	0	1,000,000	4.4088	0	200,000,000	4.4088
100,001	500,000	4.0073	1,000,001	5,000,000	4.5030	200,000,001	500,000,000	5.5087
500,001	1,000,000	4.0073	5,000,001	10,000,000	4.9117	500,000,001	750,000,000	5.6959
1,000,001	5,000,000	4.0073	10,000,001	50,000,000	5.1060	750,000,001	1,000,000,000	5.8031
5,000,001	10,000,000	4.0073	50,000,001	100,000,000	5.2602	1,000,000,001	2,000,000,000	0.0000
10,000,001	25,000,000	4.0073	100,000,001	250,000,000	5.4616	2,000,000,001	3,000,000,000	6.6003
25,000,001	50,000,000	4.0073	250,000,001	500,000,000	6.2046	3,000,000,001	and above	0.0000
50,000,001	100,000,000	4.0073	500,000,001	1,000,000,000	6.4060			
100,000,001	200,000,000	0.0000	1,000,000,001	and above	6.7075			
200,000,001	300,000,000	4.0073						
300,000,001	500,000,000	0.0000						
500,000,001	1,000,000,000	4.0073						
1,000,000,001	2,000,000,000	0.0000						
2,000,000,001	and above	0.0000						

Amount Range		MIB Barkat Saving Account	MIB Na'mat Plus TD 1 Month Maturity	MIB Na'mat Plus TD 2 Months Maturity	MIB Na'mat Plus TD 3 Months Monthly	MIB Na'mat Plus TD 3 Months Maturity	MIB Na'mat Plus TD 6 Months Monthly	MIB Na'mat Plus TD 6 Months Maturity
From	to	Profit Rates	Profit Rates	Profit Rates	Profit Rates	Profit Rates	Profit Rates	Profit Rates
0	25,000	3.6988	3.7588	0.0000	0.0000	3.8259	0.0000	3.8401
25,001	100,000	3.7588	3.8059	0.0000	0.0000	3.8401	0.0000	3.8601
100,001	500,000	3.8059	3.8601	0.0000	3.8401	3.8601	3.8601	3.8801
500,001	1,000,000	3.8801	3.8931	3.8601	3.8601	3.8801	3.8730	3.8931
1,000,001	5,000,000	3.9672	4.2287	4.2487	4.2487	4.2746	0.0000	4.3158
5,000,001	10,000,000	4.0473	4.6844	0.0000	4.7103	4.7244	4.7103	4.7444
10,000,001	20,000,000	4.1274	5.2732	5.3073	5.3073	5.3203	5.3203	5.3474
20,000,001	30,000,000	4.1816	5.3203	5.5087	0.0000	5.5346	0.0000	5.5487
30,000,001	40,000,000	4.2287	5.3674	5.5617	5.5617	0.0000	0.0000	5.5946
40,000,001	50,000,000	4.3158	5.4274	5.6088	5.6088	5.6288	5.6158	5.6559
50,000,001	60,000,000	4.3488	5.4875	0.0000	0.0000	5.6759	0.0000	5.6959
60,000,001	70,000,000	4.4088	5.5346	0.0000	0.0000	0.0000	0.0000	0.0000
70,000,001	80,000,000	4.4559	0.0000	0.0000	0.0000	0.0000	0.0000	0.0000
80,000,001	90,000,000	0.0000	5.6959	0.0000	0.0000	0.0000	0.0000	0.0000
90,000,001	100,000,000	4.5560	5.7560	0.0000	0.0000	5.8702	0.0000	0.0000
100,000,001	250,000,000	4.6102	5.8101	6.2046	0.0000	5.9303	0.0000	0.0000
250,000,001	500,000,000	0.0000	5.8631	6.2247	0.0000	0.0000	0.0000	0.0000
500,000,001	750,000,000	0.0000	6.1646	0.0000	0.0000	0.0000	0.0000	0.0000
750,000,001	1,000,000,000	0.0000	6.2117	0.0000	0.0000	0.0000	0.0000	0.0000
1,000,000,001	and above	0.0000	6.7546	6.8017	0.0000	6.6403	0.0000	0.0000

PROFIT RATES - FOR THE MONTH OF MARCH 2021

Amount Range		MIB Na'mat Plus TD 1 Year Monthly	MIB Na'mat Plus TD 1 Year Quarterly	MIB Na'mat Plus TD 1 Year Maturity	MIB Na'mat Plus TD 2 Years Monthly	MIB Na'mat Plus TD 2 Years Quarterly	MIB Na'mat Plus TD 2 Years Half Yearly	MIB Na'mat Plus TD 2 Years Maturity
From	to	Profit Rates	Profit Rates	Profit Rates	Profit Rates	Profit Rates	Profit Rates	Profit Rates
0	25,000	3.8259	3.8401	3.8601	0.0000	0.0000	0.0000	3.9331
25,001	100,000	3.8530	3.8601	3.8801	3.8801	3.8931	0.0000	3.9402
100,001	500,000	3.8730	3.8730	3.8931	3.9072	3.9072	0.0000	3.9531
500,001	1,000,000	3.8801	3.8931	3.9331	3.9201	3.9331	0.0000	3.9802
1,000,001	5,000,000	4.2887	4.3017	4.3759	0.0000	0.0000	0.0000	4.4359
5,000,001	10,000,000	4.7244	4.7374	4.8646	0.0000	0.0000	0.0000	0.0000
10,000,001	20,000,000	5.3344	0.0000	5.4616	0.0000	0.0000	0.0000	0.0000
20,000,001	30,000,000	0.0000	5.5487	5.5617	0.0000	0.0000	0.0000	0.0000
30,000,001	40,000,000	0.0000	0.0000	5.6088	0.0000	0.0000	0.0000	0.0000
40,000,001	50,000,000	5.6288	0.0000	5.6618	0.0000	0.0000	0.0000	0.0000
50,000,001	60,000,000	5.6759	0.0000	5.7230	0.0000	0.0000	0.0000	0.0000
60,000,001	70,000,000	0.0000	0.0000	0.0000	0.0000	0.0000	0.0000	0.0000
70,000,001	80,000,000	0.0000	0.0000	0.0000	0.0000	0.0000	0.0000	0.0000
80,000,001	90,000,000	0.0000	0.0000	0.0000	0.0000	0.0000	0.0000	0.0000
90,000,001	100,000,000	5.8832	0.0000	5.9303	0.0000	0.0000	0.0000	0.0000
100,000,001	250,000,000	5.9303	0.0000	5.9844	0.0000	0.0000	0.0000	0.0000
250,000,001	500,000,000	0.0000	0.0000	0.0000	0.0000	0.0000	0.0000	0.0000
500,000,001	750,000,000	0.0000	0.0000	6.1045	0.0000	0.0000	0.0000	0.0000
750,000,001	1,000,000,000	0.0000	0.0000	0.0000	0.0000	0.0000	0.0000	0.0000
1,000,000,001	and above	0.0000	0.0000	0.0000	0.0000	0.0000	0.0000	0.0000

Amount Range		MIB Na'mat Plus TD 3 Years Monthly	MIB Na'mat Plus TD 3 Years Quarterly	MIB Na'mat Plus TD 3 Years Maturity	MIB Na'mat Plus TD 5 Years Monthly	MIB Na'mat Plus TD 5 Years Quarterly	MIB Na'mat Plus TD 5 Years Maturity	MIB Aasoodgi Term Deposit
From	to	Profit Rates	Profit Rates	Profit Rates	Profit Rates	Profit Rates	Profit Rates	Profit Rates
0	25,000	0.0000	0.0000	0.0000	0.0000	0.0000	0.0000	0.0000
25,001	100,000	0.0000	0.0000	0.0000	3.9072	0.0000	0.0000	6.1646
100,001	500,000	3.9072	3.9331	0.0000	3.9331	0.0000	4.0073	6.1646
500,001	1,000,000	3.9331	3.9672	4.0073	3.9672	0.0000	4.0473	6.1646
1,000,001	5,000,000	4.3358	0.0000	0.0000	4.4088	0.0000	0.0000	6.1646
5,000,001	10,000,000	0.0000	0.0000	0.0000	0.0000	0.0000	0.0000	0.0000
10,000,001	20,000,000	5.3674	0.0000	0.0000	0.0000	0.0000	0.0000	0.0000
20,000,001	30,000,000	0.0000	0.0000	0.0000	0.0000	0.0000	0.0000	0.0000
30,000,001	40,000,000	0.0000	0.0000	0.0000	0.0000	0.0000	0.0000	0.0000
40,000,001	50,000,000	0.0000	0.0000	0.0000	0.0000	0.0000	0.0000	0.0000
50,000,001	60,000,000	0.0000	0.0000	0.0000	0.0000	0.0000	0.0000	0.0000
60,000,001	70,000,000	0.0000	0.0000	0.0000	0.0000	0.0000	0.0000	0.0000
70,000,001	80,000,000	0.0000	0.0000	0.0000	0.0000	0.0000	0.0000	0.0000
80,000,001	90,000,000	0.0000	0.0000	0.0000	0.0000	0.0000	0.0000	0.0000
90,000,001	100,000,000	0.0000	0.0000	0.0000	0.0000	0.0000	0.0000	0.0000
100,000,001	250,000,000	0.0000	0.0000	0.0000	0.0000	0.0000	0.0000	0.0000
250,000,001	500,000,000	0.0000	0.0000	0.0000	0.0000	0.0000	0.0000	0.0000
500,000,001	750,000,000	0.0000	0.0000	0.0000	0.0000	0.0000	0.0000	0.0000
750,000,001	1,000,000,000	0.0000	0.0000	0.0000	0.0000	0.0000	0.0000	0.0000
1,000,000,001	and above	0.0000	0.0000	0.0000	0.0000	0.0000	0.0000	0.0000




PROFIT RATES - FOR THE MONTH OF MARCH 2021

Amount Range		MIB Na'mat Premium Plus TD 1 Year Monthly	Amount Range		MIB Na'mat Premium Plus TD 3 Years Monthly
From	to	Profit Rates	From	to	Profit Rates
0	5,000,000	6.1646	0	5,000,000	6.1846
5,000,001	10,000,000	6.1846	5,000,001	10,000,000	6.2247
10,000,001	and above	6.2117	10,000,001	and above	6.2588

Amount Range		MIB Na'mat TD 1 Month Maturity	MIB FI TD 1 Month Maturity	MIB Na'mat TD 3 Months Maturity	MIB Na'mat TD 6Months Maturity	MIB Na'mat TD 1 Year Monthly	MIB Na'mat TD 1 Year Quarterly	MIB Na'mat TD 1 Year Maturity
From	to	Profit Rate	Profit Rate	Profit Rate	Profit Rate	Profit Rate	Profit Rate	Profit Rate
0	and above	0.0000	0.0000	0.0000	0.0000	0.0000	0.0000	0.0000

Amount Range		MIB Na'mat TD 2 Years Monthly	MIB Na'mat TD 2 Years Quarterly	MIB Na'mat TD 2 Years Maturity	MIB Na'mat TD 3 Years Monthly	MIB Na'mat TD 3 Years Quarterly	MIB Na'mat TD 3 Years Maturity	MIB Na'mat TD 5 Years Monthly
From	to	Profit Rate	Profit Rate	Profit Rate	Profit Rate	Profit Rate	Profit Rate	Profit Rate
0	and above	0.0000	0.0000	0.0000	0.0000	0.0000	0.0000	0.0000

Amount Range		MIB Na'mat TD 5 Years Quarterly	MIB Na'mat TD 5 Years Maturity
From	to	Profit Rate	Profit Rate
0	and above	0.0000	0.0000

Amount Range		MIB Na'mat Plus FCY TD 1 Month Maturity	MIB Na'mat Plus FCY TD 3 Months Monthly	MIB Na'mat Plus FCY TD 3 Months Maturity	MIB Na'mat Plus FCY TD 6 Months Monthly	MIB Na'mat Plus FCY TD 6 Months Maturity	MIB Na'mat Plus FCY TD 1 Year Monthly	MIB Na'mat Plus FCY TD 1 Year Maturity
From	to	Profit Rates	Profit Rates	Profit Rates	Profit Rates	Profit Rates	Profit Rates	Profit Rates
0	25,000	0.0000	0.0000	0.0000	0.0000	0.0000	0.0000	0.0000
25,001	50,000	0.0000	0.0000	0.0000	0.0000	0.0000	0.0000	0.0000
50,001	250,000	0.0000	0.0000	0.0000	0.0000	0.0000	0.0000	0.3566
250,001	500,000	0.0000	0.0000	0.0000	0.0000	0.0000	0.0000	0.0000
500,001	and above	0.0000	0.0000	0.0000	0.0000	0.0000	0.0000	0.0000

Amount Range		MIB Na'mat Plus FCY TD 2 Years Monthly	MIB Na'mat Plus FCY TD 2 Years Maturity	MIB Na'mat Plus FCY TD 3 Years Monthly	MIB Na'mat Plus FCY TD 3 Years Maturity
From	to	Profit Rates	Profit Rates	Profit Rates	Profit Rates
0	25,000	0.0000	0.0000	0.0000	0.0000
25,001	50,000	0.0000	0.0000	0.0000	0.0000
50,001	250,000	0.0000	0.0000	0.0000	0.0000
250,001	500,000	0.0000	0.0000	0.0000	0.0000
500,001	and above	0.0000	0.0000	0.0000	0.0000




PROFIT RATES - FOR THE MONTH OF MARCH 2021

Amount Range		Advance Security Receipt - Advance Rentals	Advance Security Receipt - Bank Guarantee	Advance Security Receipt - Car Ijarah	Advance Security Receipt - DM Other	Advance Security Receipt - DM Staff	Advance Security Receipt - Equipment Ijarah	Advance Security Receipt - LC Service Ijarah
From	to	Profit Rate	Profit Rate	Profit Rate	Profit Rate	Profit Rate	Profit Rate	Profit Rate
0	and above	0.0330	0.0330	0.0330	0.0330	0.0330	0.0330	0.0000


Amount Range		Advance Security Receipt - LC under Murabaha	Advance Security Receipt - Others	Advance Security Receipt - FCY Others	SBP- IWS Corporate & Commercial ATL	SBP- IWS SME ATL	SBP- IWS Corporate & Commercial Non - ATL	SBP- IWS SME Non - ATL
From	to	Profit Rate	Profit Rate	Profit Rate	Profit Rate	Profit Rate	Profit Rate	Profit Rate
0	and above	0.0330	0.0330	0.0325	0.0330	0.0330	0.0000	0.0000


Amount Range		SBP- IRFCC upto 5 Years	SBP- ITERF upto 10 Years	SBP- ILTFF upto 3 Years	SBP- ILTFF more than 3 Years & upto 5 Years	SBP- ILTFF more than 5 Years & upto 10 Years	SBP- IFRE Category I	SBP- IFRE Category II
From	to	Profit Rate	Profit Rate	Profit Rate	Profit Rate	Profit Rate	Profit Rate	Profit Rate
0	and above	0.0330	1.0056	0.0000	0.0000	2.0031	0.0000	0.0000

Amount Range		SBP- IFRE Category III	SBP- IFFSAP Corporate & Commercial upto 3 Years	SBP- IFFSAP Corp & Comm more than 3 Years & upto 5 Years	SBP- IFFSAP Corp & Comm upto 7 Years	SBP- IFFSAP SME	SBP- IRFMS	SBP- IWCF01
From	to	Profit Rate	Profit Rate	Profit Rate	Profit Rate	Profit Rate	Profit Rate	Profit Rate
0	and above	0.0000	0.0000	0.0000	2.0031	0.0000	0.0000	0.0000


PROFIT SHARING RATIO	
Rabbul Maal (Depositor)	50%
Mudarib (Bank)	50%


Recommended By:


 Department Head - Pool Management


 Divisional Head - FCG

Approved By:


 Mufti Syed Sabir Hussain
 Resident Shari'ah Board Member


 Syed Iftikhar Hussain Rizvi
 Chief Financial Officer