



Profit Rate Declaration Sheet

05-FEB-20 01:15:49

Dated: 31-JAN-20

MCB Islamic Bank Ltd.

General Pool

Acct. Description	From Pool	To Pool	Weightages	Profit Rate
MIB Imaan Saving Account	0	099,999,999,999,999	0.335	5.613
MIB Barkat Saving Account	0	025,000	0.340	5.6968
MIB Barkat Saving Account	25,001	0100,000	0.342	5.7303
MIB Barkat Saving Account	100,001	0500,000	0.347	5.8141
MIB Barkat Saving Account	500,001	01,000,000	0.352	5.8979
MIB Barkat Saving Account	1,000,001	05,000,000	0.357	5.9816
MIB Barkat Saving Account	5,000,001	010,000,000	0.362	6.0654
MIB Barkat Saving Account	10,000,001	020,000,000	0.367	6.1492
MIB Barkat Saving Account	20,000,001	030,000,000	0.372	6.233
MIB Barkat Saving Account	30,000,001	040,000,000	0.377	6.3168
MIB Barkat Saving Account	40,000,001	050,000,000	0.382	6.4005
MIB Barkat Saving Account	50,000,001	060,000,000	0.387	
MIB Barkat Saving Account	60,000,001	070,000,000	0.392	6.5681
MIB Barkat Saving Account	70,000,001	080,000,000	0.397	
MIB Barkat Saving Account	80,000,001	090,000,000	0.402	6.7356
MIB Barkat Saving Account	90,000,001	0100,000,000	0.407	
MIB Barkat Saving Account	100,000,001	0250,000,000	0.409	6.8529
MIB Barkat Saving Account	250,000,001	0500,000,000	0.414	
MIB Barkat Saving Account	500,000,001	0750,000,000	0.419	
MIB Barkat Saving Account	750,000,001	01,000,000,000	0.424	
MIB Barkat Saving Account	1,000,000,001	099,999,999,999,999	0.429	
MIB Na'amat Plus TD 1-M Maturity	0	025,000	0.359	6.1226
MIB Na'amat Plus TD 1-M Maturity	25,001	0100,000	0.360	6.0322
MIB Na'amat Plus TD 1-M Maturity	100,001	0500,000	0.361	6.0484
MIB Na'amat Plus TD 1-M Maturity	500,001	01,000,000	0.362	6.0655
MIB Na'amat Plus TD 1-M Maturity	1,000,001	05,000,000	0.500	8.3776
MIB Na'amat Plus TD 1-M Maturity	5,000,001	010,000,000	0.545	9.1316
MIB Na'amat Plus TD 1-M Maturity	10,000,001	020,000,000	0.590	9.8856
MIB Na'amat Plus TD 1-M Maturity	20,000,001	030,000,000	0.593	9.9359
MIB Na'amat Plus TD 1-M Maturity	30,000,001	040,000,000	0.596	9.9861
MIB Na'amat Plus TD 1-M Maturity	40,000,001	050,000,000	0.601	10.0699
MIB Na'amat Plus TD 1-M Maturity	50,000,001	060,000,000	0.686	11.4941
MIB Na'amat Plus TD 1-M Maturity	60,000,001	070,000,000	0.692	
MIB Na'amat Plus TD 1-M Maturity	70,000,001	080,000,000	0.698	
MIB Na'amat Plus TD 1-M Maturity	80,000,001	090,000,000	0.704	11.7957
MIB Na'amat Plus TD 1-M Maturity	90,000,001	0100,000,000	0.716	11.9968
MIB Na'amat Plus TD 1-M Maturity	100,000,001	0250,000,000	0.730	12.2314
MIB Na'amat Plus TD 1-M Maturity	250,000,001	0500,000,000	0.731	12.2481
MIB Na'amat Plus TD 1-M Maturity	500,000,001	0750,000,000	0.733	12.2816
MIB Na'amat Plus TD 1-M Maturity	750,000,001	01,000,000,000	0.736	
MIB Na'amat Plus TD 1-M Maturity	1,000,000,001	099,999,999,999,999	0.737	
MIB Na'amat Plus TD 3-M Maturity	0	025,000	0.362	6.02
MIB Na'amat Plus TD 3-M Maturity	25,001	0100,000	0.363	6.0831
MIB Na'amat Plus TD 3-M Maturity	100,001	0500,000	0.364	6.0985
MIB Na'amat Plus TD 3-M Maturity	500,001	01,000,000	0.365	6.1157
MIB Na'amat Plus TD 3-M Maturity	1,000,001	05,000,000	0.503	8.4279
MIB Na'amat Plus TD 3-M Maturity	5,000,001	010,000,000	0.548	9.1819
MIB Na'amat Plus TD 3-M Maturity	10,000,001	020,000,000	0.593	9.9359
MIB Na'amat Plus TD 3-M Maturity	20,000,001	030,000,000	0.596	9.9861
MIB Na'amat Plus TD 3-M Maturity	30,000,001	040,000,000	0.599	10.0364



Profit Rate Declaration Sheet

05-FEB-20 01:15:49

Dated: 31-JAN-20

MCB Islamic Bank Ltd.

General Pool

Acct. Description	From Pool	To Pool	Weightages	Profit Rate
MIB Na ₂ at Plus TD 3-M Maturity	40,000,001	050,000,000	0.604	10.1202
MIB Na ₂ at Plus TD 3-M Maturity	50,000,001	060,000,000	0.689	11.5444
MIB Na ₂ at Plus TD 3-M Maturity	60,000,001	070,000,000	0.695	11.6449
MIB Na ₂ at Plus TD 3-M Maturity	70,000,001	080,000,000	0.701	11.7455
MIB Na ₂ at Plus TD 3-M Maturity	80,000,001	090,000,000	0.707	
MIB Na ₂ at Plus TD 3-M Maturity	90,000,001	0100,000,000	0.719	12.0471
MIB Na ₂ at Plus TD 3-M Maturity	100,000,001	0250,000,000	0.733	12.2816
MIB Na ₂ at Plus TD 3-M Maturity	250,000,001	0500,000,000	0.734	12.2984
MIB Na ₂ at Plus TD 3-M Maturity	500,000,001	0750,000,000	0.736	12.3319
MIB Na ₂ at Plus TD 3-M Maturity	750,000,001	01,000,000,000	0.739	
MIB Na ₂ at Plus TD 3-M Maturity	1,000,000,001	099,999,999,999	0.740	
MIB Na ₂ at Plus TD 3-M Monthly	0	025,000	0.361	
MIB Na ₂ at Plus TD 3-M Monthly	25,001	0100,000	0.362	
MIB Na ₂ at Plus TD 3-M Monthly	100,001	0500,000	0.363	6.0826
MIB Na ₂ at Plus TD 3-M Monthly	500,001	01,000,000	0.364	6.099
MIB Na ₂ at Plus TD 3-M Monthly	1,000,001	05,000,000	0.502	8.411
MIB Na ₂ at Plus TD 3-M Monthly	5,000,001	010,000,000	0.547	9.1652
MIB Na ₂ at Plus TD 3-M Monthly	10,000,001	020,000,000	0.592	9.9191
MIB Na ₂ at Plus TD 3-M Monthly	20,000,001	030,000,000	0.595	9.9694
MIB Na ₂ at Plus TD 3-M Monthly	30,000,001	040,000,000	0.598	
MIB Na ₂ at Plus TD 3-M Monthly	40,000,001	050,000,000	0.603	10.1034
MIB Na ₂ at Plus TD 3-M Monthly	50,000,001	060,000,000	0.688	
MIB Na ₂ at Plus TD 3-M Monthly	60,000,001	070,000,000	0.694	
MIB Na ₂ at Plus TD 3-M Monthly	70,000,001	080,000,000	0.700	
MIB Na ₂ at Plus TD 3-M Monthly	80,000,001	090,000,000	0.706	
MIB Na ₂ at Plus TD 3-M Monthly	90,000,001	0100,000,000	0.718	
MIB Na ₂ at Plus TD 3-M Monthly	100,000,001	0250,000,000	0.732	
MIB Na ₂ at Plus TD 3-M Monthly	250,000,001	0500,000,000	0.733	12.2816
MIB Na ₂ at Plus TD 3-M Monthly	500,000,001	0750,000,000	0.735	
MIB Na ₂ at Plus TD 3-M Monthly	750,000,001	01,000,000,000	0.738	
MIB Na ₂ at Plus TD 3-M Monthly	1,000,000,001	099,999,999,999	0.739	
MIB Na ₂ at Plus TD 6-M Monthly	0	025,000	0.362	
MIB Na ₂ at Plus TD 6-M Monthly	25,001	0100,000	0.363	
MIB Na ₂ at Plus TD 6-M Monthly	100,001	0500,000	0.364	
MIB Na ₂ at Plus TD 6-M Monthly	500,001	01,000,000	0.365	6.1147
MIB Na ₂ at Plus TD 6-M Monthly	1,000,001	05,000,000	0.503	8.4279
MIB Na ₂ at Plus TD 6-M Monthly	5,000,001	010,000,000	0.548	9.1819
MIB Na ₂ at Plus TD 6-M Monthly	10,000,001	020,000,000	0.593	9.9359
MIB Na ₂ at Plus TD 6-M Monthly	20,000,001	030,000,000	0.596	9.9861
MIB Na ₂ at Plus TD 6-M Monthly	30,000,001	040,000,000	0.599	
MIB Na ₂ at Plus TD 6-M Monthly	40,000,001	050,000,000	0.604	
MIB Na ₂ at Plus TD 6-M Monthly	50,000,001	060,000,000	0.689	
MIB Na ₂ at Plus TD 6-M Monthly	60,000,001	070,000,000	0.695	
MIB Na ₂ at Plus TD 6-M Monthly	70,000,001	080,000,000	0.701	
MIB Na ₂ at Plus TD 6-M Monthly	80,000,001	090,000,000	0.707	
MIB Na ₂ at Plus TD 6-M Monthly	90,000,001	0100,000,000	0.719	
MIB Na ₂ at Plus TD 6-M Monthly	100,000,001	0250,000,000	0.733	
MIB Na ₂ at Plus TD 6-M Monthly	250,000,001	0500,000,000	0.734	
MIB Na ₂ at Plus TD 6-M Monthly	500,000,001	0750,000,000	0.736	
MIB Na ₂ at Plus TD 6-M Monthly	750,000,001	01,000,000,000	0.739	



MCB Islamic Bank Ltd.

Profit Rate Declaration Sheet

05-FEB-20 01:15:49

Dated: 31-JAN-20

General Pool

Acct. Description	From Pool	To Pool	Weightages	Profit Rate
MIB Na ₂ at Plus TD 6-M Monthly	1,000,000,001	099,999,999,999,999	0.740	
MIB Na ₂ at Plus TD 6-M Maturity	0	025,000	0.363	6.0873
MIB Na ₂ at Plus TD 6-M Maturity	25,001	0100,000	0.364	6.1003
MIB Na ₂ at Plus TD 6-M Maturity	100,001	0500,000	0.365	6.1159
MIB Na ₂ at Plus TD 6-M Maturity	500,001	01,000,000	0.366	6.1324
MIB Na ₂ at Plus TD 6-M Maturity	1,000,001	05,000,000	0.504	8.4447
MIB Na ₂ at Plus TD 6-M Maturity	5,000,001	010,000,000	0.549	9.1987
MIB Na ₂ at Plus TD 6-M Maturity	10,000,001	020,000,000	0.594	9.9526
MIB Na ₂ at Plus TD 6-M Maturity	20,000,001	030,000,000	0.597	
MIB Na ₂ at Plus TD 6-M Maturity	30,000,001	040,000,000	0.600	
MIB Na ₂ at Plus TD 6-M Maturity	40,000,001	050,000,000	0.605	10.1369
MIB Na ₂ at Plus TD 6-M Maturity	50,000,001	060,000,000	0.690	11.5611
MIB Na ₂ at Plus TD 6-M Maturity	60,000,001	070,000,000	0.696	
MIB Na ₂ at Plus TD 6-M Maturity	70,000,001	080,000,000	0.702	11.7622
MIB Na ₂ at Plus TD 6-M Maturity	80,000,001	090,000,000	0.708	
MIB Na ₂ at Plus TD 6-M Maturity	90,000,001	0100,000,000	0.720	
MIB Na ₂ at Plus TD 6-M Maturity	100,000,001	0250,000,000	0.734	12.2984
MIB Na ₂ at Plus TD 6-M Maturity	250,000,001	0500,000,000	0.735	
MIB Na ₂ at Plus TD 6-M Maturity	500,000,001	0750,000,000	0.737	
MIB Na ₂ at Plus TD 6-M Maturity	750,000,001	01,000,000,000	0.740	
MIB Na ₂ at Plus TD 6-M Maturity	1,000,000,001	099,999,999,999,999	0.741	
MIB Na ₂ at Plus TD 1-Y Monthly	0	025,000	0.363	
MIB Na ₂ at Plus TD 1-Y Monthly	25,001	0100,000	0.364	6.099
MIB Na ₂ at Plus TD 1-Y Monthly	100,001	0500,000	0.365	6.1157
MIB Na ₂ at Plus TD 1-Y Monthly	500,001	01,000,000	0.366	6.1324
MIB Na ₂ at Plus TD 1-Y Monthly	1,000,001	05,000,000	0.504	8.4447
MIB Na ₂ at Plus TD 1-Y Monthly	5,000,001	010,000,000	0.558	9.3495
MIB Na ₂ at Plus TD 1-Y Monthly	10,000,001	020,000,000	0.559	9.3662
MIB Na ₂ at Plus TD 1-Y Monthly	20,000,001	030,000,000	0.560	9.383
MIB Na ₂ at Plus TD 1-Y Monthly	30,000,001	040,000,000	0.561	9.3997
MIB Na ₂ at Plus TD 1-Y Monthly	40,000,001	050,000,000	0.562	
MIB Na ₂ at Plus TD 1-Y Monthly	50,000,001	060,000,000	0.591	9.9024
MIB Na ₂ at Plus TD 1-Y Monthly	60,000,001	070,000,000	0.696	
MIB Na ₂ at Plus TD 1-Y Monthly	70,000,001	080,000,000	0.702	
MIB Na ₂ at Plus TD 1-Y Monthly	80,000,001	090,000,000	0.708	
MIB Na ₂ at Plus TD 1-Y Monthly	90,000,001	0100,000,000	0.720	
MIB Na ₂ at Plus TD 1-Y Monthly	100,000,001	0250,000,000	0.734	12.2984
MIB Na ₂ at Plus TD 1-Y Monthly	250,000,001	0500,000,000	0.735	
MIB Na ₂ at Plus TD 1-Y Monthly	500,000,001	0750,000,000	0.737	
MIB Na ₂ at Plus TD 1-Y Monthly	750,000,001	01,000,000,000	0.740	
MIB Na ₂ at Plus TD 1-Y Monthly	1,000,000,001	099,999,999,999,999	0.741	
MIB Na ₂ at Plus TD 1-Y Quarterly	0	025,000	0.365	6.1226
MIB Na ₂ at Plus TD 1-Y Quarterly	25,001	0100,000	0.366	6.1293
MIB Na ₂ at Plus TD 1-Y Quarterly	100,001	0500,000	0.367	6.151
MIB Na ₂ at Plus TD 1-Y Quarterly	500,001	01,000,000	0.368	6.1659
MIB Na ₂ at Plus TD 1-Y Quarterly	1,000,001	05,000,000	0.506	8.4782
MIB Na ₂ at Plus TD 1-Y Quarterly	5,000,001	010,000,000	0.560	9.383
MIB Na ₂ at Plus TD 1-Y Quarterly	10,000,001	020,000,000	0.561	
MIB Na ₂ at Plus TD 1-Y Quarterly	20,000,001	030,000,000	0.562	9.4165
MIB Na ₂ at Plus TD 1-Y Quarterly	30,000,001	040,000,000	0.563	



Profit Rate Declaration Sheet

05-FEB-20 01:15:49

Dated: 31-JAN-20

MCB Islamic Bank Ltd.

General Pool

Acct. Description	From Pool	To Pool	Weightages	Profit Rate
MIB Na ₂ at Plus TD 1-Y Quarterly	40,000,001	050,000,000	0.564	
MIB Na ₂ at Plus TD 1-Y Quarterly	50,000,001	060,000,000	0.593	
MIB Na ₂ at Plus TD 1-Y Quarterly	60,000,001	070,000,000	0.698	
MIB Na ₂ at Plus TD 1-Y Quarterly	70,000,001	080,000,000	0.704	
MIB Na ₂ at Plus TD 1-Y Quarterly	80,000,001	090,000,000	0.710	
MIB Na ₂ at Plus TD 1-Y Quarterly	90,000,001	0100,000,000	0.722	
MIB Na ₂ at Plus TD 1-Y Quarterly	100,000,001	0250,000,000	0.736	
MIB Na ₂ at Plus TD 1-Y Quarterly	250,000,001	0500,000,000	0.736	
MIB Na ₂ at Plus TD 1-Y Quarterly	500,000,001	0750,000,000	0.737	
MIB Na ₂ at Plus TD 1-Y Quarterly	750,000,001	01,000,000,000	0.738	
MIB Na ₂ at Plus TD 1-Y Quarterly	1,000,000,001	099,999,999,999,999	0.739	
MIB Na ₂ at Plus TD 1-Y Maturity	0	025,000	0.365	6.116
MIB Na ₂ at Plus TD 1-Y Maturity	25,001	0100,000	0.366	6.133
MIB Na ₂ at Plus TD 1-Y Maturity	100,001	0500,000	0.367	6.1491
MIB Na ₂ at Plus TD 1-Y Maturity	500,001	01,000,000	0.368	6.166
MIB Na ₂ at Plus TD 1-Y Maturity	1,000,001	05,000,000	0.506	8.4782
MIB Na ₂ at Plus TD 1-Y Maturity	5,000,001	010,000,000	0.561	9.3997
MIB Na ₂ at Plus TD 1-Y Maturity	10,000,001	020,000,000	0.596	9.9861
MIB Na ₂ at Plus TD 1-Y Maturity	20,000,001	030,000,000	0.599	10.0364
MIB Na ₂ at Plus TD 1-Y Maturity	30,000,001	040,000,000	0.602	10.0867
MIB Na ₂ at Plus TD 1-Y Maturity	40,000,001	050,000,000	0.607	10.1705
MIB Na ₂ at Plus TD 1-Y Maturity	50,000,001	060,000,000	0.692	11.5947
MIB Na ₂ at Plus TD 1-Y Maturity	60,000,001	070,000,000	0.698	
MIB Na ₂ at Plus TD 1-Y Maturity	70,000,001	080,000,000	0.704	
MIB Na ₂ at Plus TD 1-Y Maturity	80,000,001	090,000,000	0.710	
MIB Na ₂ at Plus TD 1-Y Maturity	90,000,001	0100,000,000	0.721	12.0806
MIB Na ₂ at Plus TD 1-Y Maturity	100,000,001	0250,000,000	0.735	12.3151
MIB Na ₂ at Plus TD 1-Y Maturity	250,000,001	0500,000,000	0.736	
MIB Na ₂ at Plus TD 1-Y Maturity	500,000,001	0750,000,000	0.738	
MIB Na ₂ at Plus TD 1-Y Maturity	750,000,001	01,000,000,000	0.741	
MIB Na ₂ at Plus TD 1-Y Maturity	1,000,000,001	099,999,999,999,999	0.742	12.4324
MIB Na ₂ at Plus TD 2-Y Monthly	0	025,000	0.365	
MIB Na ₂ at Plus TD 2-Y Monthly	25,001	0100,000	0.366	6.1314
MIB Na ₂ at Plus TD 2-Y Monthly	100,001	0500,000	0.367	6.1492
MIB Na ₂ at Plus TD 2-Y Monthly	500,001	01,000,000	0.368	6.1661
MIB Na ₂ at Plus TD 2-Y Monthly	1,000,001	05,000,000	0.506	
MIB Na ₂ at Plus TD 2-Y Monthly	5,000,001	010,000,000	0.560	
MIB Na ₂ at Plus TD 2-Y Monthly	10,000,001	020,000,000	0.561	
MIB Na ₂ at Plus TD 2-Y Monthly	20,000,001	030,000,000	0.562	
MIB Na ₂ at Plus TD 2-Y Monthly	30,000,001	040,000,000	0.563	
MIB Na ₂ at Plus TD 2-Y Monthly	40,000,001	050,000,000	0.564	
MIB Na ₂ at Plus TD 2-Y Monthly	50,000,001	060,000,000	0.593	
MIB Na ₂ at Plus TD 2-Y Monthly	60,000,001	070,000,000	0.698	
MIB Na ₂ at Plus TD 2-Y Monthly	70,000,001	080,000,000	0.704	
MIB Na ₂ at Plus TD 2-Y Monthly	80,000,001	090,000,000	0.710	
MIB Na ₂ at Plus TD 2-Y Monthly	90,000,001	0100,000,000	0.722	
MIB Na ₂ at Plus TD 2-Y Monthly	100,000,001	0250,000,000	0.736	
MIB Na ₂ at Plus TD 2-Y Monthly	250,000,001	0500,000,000	0.737	
MIB Na ₂ at Plus TD 2-Y Monthly	500,000,001	0750,000,000	0.739	
MIB Na ₂ at Plus TD 2-Y Monthly	750,000,001	01,000,000,000	0.742	



Profit Rate Declaration Sheet

05-FEB-20 01:15:49

Dated: 31-JAN-20

MCB Islamic Bank Ltd.

General Pool

Acct. Description	From Pool	To Pool	Weightages	Profit Rate
MIB Na ₂ at Plus TD 2-Y Monthly	1,000,000,001	099,999,999,999,999	0.743	
MIB Na ₂ at Plus TD 2-Y Quarterly	0	025,000	0.367	
MIB Na ₂ at Plus TD 2-Y Quarterly	25,001	0100,000	0.368	6.1697
MIB Na ₂ at Plus TD 2-Y Quarterly	100,001	0500,000	0.369	6.1827
MIB Na ₂ at Plus TD 2-Y Quarterly	500,001	01,000,000	0.370	6.2
MIB Na ₂ at Plus TD 2-Y Quarterly	1,000,001	05,000,000	0.508	
MIB Na ₂ at Plus TD 2-Y Quarterly	5,000,001	010,000,000	0.562	
MIB Na ₂ at Plus TD 2-Y Quarterly	10,000,001	020,000,000	0.563	
MIB Na ₂ at Plus TD 2-Y Quarterly	20,000,001	030,000,000	0.564	
MIB Na ₂ at Plus TD 2-Y Quarterly	30,000,001	040,000,000	0.565	
MIB Na ₂ at Plus TD 2-Y Quarterly	40,000,001	050,000,000	0.566	
MIB Na ₂ at Plus TD 2-Y Quarterly	50,000,001	060,000,000	0.595	
MIB Na ₂ at Plus TD 2-Y Quarterly	60,000,001	070,000,000	0.700	
MIB Na ₂ at Plus TD 2-Y Quarterly	70,000,001	080,000,000	0.706	
MIB Na ₂ at Plus TD 2-Y Quarterly	80,000,001	090,000,000	0.712	
MIB Na ₂ at Plus TD 2-Y Quarterly	90,000,001	0100,000,000	0.724	
MIB Na ₂ at Plus TD 2-Y Quarterly	100,000,001	0250,000,000	0.738	
MIB Na ₂ at Plus TD 2-Y Quarterly	250,000,001	0500,000,000	0.738	
MIB Na ₂ at Plus TD 2-Y Quarterly	500,000,001	0750,000,000	0.739	
MIB Na ₂ at Plus TD 2-Y Quarterly	750,000,001	01,000,000,000	0.740	
MIB Na ₂ at Plus TD 2-Y Quarterly	1,000,000,001	099,999,999,999,999	0.741	
MIB Na ₂ at Plus TD 2-Y Maturity	0	025,000	0.366	6.1226
MIB Na ₂ at Plus TD 2-Y Maturity	25,001	0100,000	0.367	6.1495
MIB Na ₂ at Plus TD 2-Y Maturity	100,001	0500,000	0.368	6.1656
MIB Na ₂ at Plus TD 2-Y Maturity	500,001	01,000,000	0.369	6.1829
MIB Na ₂ at Plus TD 2-Y Maturity	1,000,001	05,000,000	0.507	8.495
MIB Na ₂ at Plus TD 2-Y Maturity	5,000,001	010,000,000	0.562	
MIB Na ₂ at Plus TD 2-Y Maturity	10,000,001	020,000,000	0.597	
MIB Na ₂ at Plus TD 2-Y Maturity	20,000,001	030,000,000	0.600	
MIB Na ₂ at Plus TD 2-Y Maturity	30,000,001	040,000,000	0.603	
MIB Na ₂ at Plus TD 2-Y Maturity	40,000,001	050,000,000	0.608	
MIB Na ₂ at Plus TD 2-Y Maturity	50,000,001	060,000,000	0.693	
MIB Na ₂ at Plus TD 2-Y Maturity	60,000,001	070,000,000	0.699	
MIB Na ₂ at Plus TD 2-Y Maturity	70,000,001	080,000,000	0.705	
MIB Na ₂ at Plus TD 2-Y Maturity	80,000,001	090,000,000	0.711	
MIB Na ₂ at Plus TD 2-Y Maturity	90,000,001	0100,000,000	0.722	
MIB Na ₂ at Plus TD 2-Y Maturity	100,000,001	0250,000,000	0.736	
MIB Na ₂ at Plus TD 2-Y Maturity	250,000,001	0500,000,000	0.737	
MIB Na ₂ at Plus TD 2-Y Maturity	500,000,001	0750,000,000	0.739	
MIB Na ₂ at Plus TD 2-Y Maturity	750,000,001	01,000,000,000	0.742	
MIB Na ₂ at Plus TD 2-Y Maturity	1,000,000,001	099,999,999,999,999	0.743	
MIB Na ₂ at Plus TD 3-Y Monthly	0	025,000	0.364	
MIB Na ₂ at Plus TD 3-Y Monthly	25,001	0100,000	0.365	
MIB Na ₂ at Plus TD 3-Y Monthly	100,001	0500,000	0.366	6.1344
MIB Na ₂ at Plus TD 3-Y Monthly	500,001	01,000,000	0.367	6.149
MIB Na ₂ at Plus TD 3-Y Monthly	1,000,001	05,000,000	0.505	8.4615
MIB Na ₂ at Plus TD 3-Y Monthly	5,000,001	010,000,000	0.559	
MIB Na ₂ at Plus TD 3-Y Monthly	10,000,001	020,000,000	0.560	9.3829
MIB Na ₂ at Plus TD 3-Y Monthly	20,000,001	030,000,000	0.561	
MIB Na ₂ at Plus TD 3-Y Monthly	30,000,001	040,000,000	0.562	



Profit Rate Declaration Sheet

05-FEB-20 01:15:49

Dated: 31-JAN-20

MCB Islamic Bank Ltd.

General Pool

Acct. Description	From Pool	To Pool	Weightages	Profit Rate
MIB Na ₂ at Plus TD 3-Y Monthly	40,000,001	050,000,000	0.563	
MIB Na ₂ at Plus TD 3-Y Monthly	50,000,001	060,000,000	0.592	
MIB Na ₂ at Plus TD 3-Y Monthly	60,000,001	070,000,000	0.697	
MIB Na ₂ at Plus TD 3-Y Monthly	70,000,001	080,000,000	0.703	
MIB Na ₂ at Plus TD 3-Y Monthly	80,000,001	090,000,000	0.709	
MIB Na ₂ at Plus TD 3-Y Monthly	90,000,001	0100,000,000	0.721	
MIB Na ₂ at Plus TD 3-Y Monthly	100,000,001	0250,000,000	0.735	
MIB Na ₂ at Plus TD 3-Y Monthly	250,000,001	0500,000,000	0.736	
MIB Na ₂ at Plus TD 3-Y Monthly	500,000,001	0750,000,000	0.738	
MIB Na ₂ at Plus TD 3-Y Monthly	750,000,001	01,000,000,000	0.741	
MIB Na ₂ at Plus TD 3-Y Monthly	1,000,000,001	099,999,999,999	0.742	
MIB Na ₂ at Plus TD 3-Y Quarterly	0	025,000	0.366	
MIB Na ₂ at Plus TD 3-Y Quarterly	25,001	0100,000	0.367	
MIB Na ₂ at Plus TD 3-Y Quarterly	100,001	0500,000	0.368	6.1667
MIB Na ₂ at Plus TD 3-Y Quarterly	500,001	01,000,000	0.369	6.1826
MIB Na ₂ at Plus TD 3-Y Quarterly	1,000,001	05,000,000	0.507	
MIB Na ₂ at Plus TD 3-Y Quarterly	5,000,001	010,000,000	0.561	9.3997
MIB Na ₂ at Plus TD 3-Y Quarterly	10,000,001	020,000,000	0.562	9.4165
MIB Na ₂ at Plus TD 3-Y Quarterly	20,000,001	030,000,000	0.563	
MIB Na ₂ at Plus TD 3-Y Quarterly	30,000,001	040,000,000	0.564	
MIB Na ₂ at Plus TD 3-Y Quarterly	40,000,001	050,000,000	0.565	
MIB Na ₂ at Plus TD 3-Y Quarterly	50,000,001	060,000,000	0.594	
MIB Na ₂ at Plus TD 3-Y Quarterly	60,000,001	070,000,000	0.699	
MIB Na ₂ at Plus TD 3-Y Quarterly	70,000,001	080,000,000	0.705	
MIB Na ₂ at Plus TD 3-Y Quarterly	80,000,001	090,000,000	0.711	
MIB Na ₂ at Plus TD 3-Y Quarterly	90,000,001	0100,000,000	0.723	
MIB Na ₂ at Plus TD 3-Y Quarterly	100,000,001	0250,000,000	0.737	
MIB Na ₂ at Plus TD 3-Y Quarterly	250,000,001	0500,000,000	0.737	
MIB Na ₂ at Plus TD 3-Y Quarterly	500,000,001	0750,000,000	0.738	
MIB Na ₂ at Plus TD 3-Y Quarterly	750,000,001	01,000,000,000	0.739	
MIB Na ₂ at Plus TD 3-Y Quarterly	1,000,000,001	099,999,999,999	0.740	
MIB Na'mat Plus TD 3-Y Maturity	0	025,000	0.365	
MIB Na'mat Plus TD 3-Y Maturity	25,001	0100,000	0.366	
MIB Na'mat Plus TD 3-Y Maturity	100,001	0500,000	0.367	
MIB Na'mat Plus TD 3-Y Maturity	500,001	01,000,000	0.368	
MIB Na'mat Plus TD 3-Y Maturity	1,000,001	05,000,000	0.506	
MIB Na'mat Plus TD 3-Y Maturity	5,000,001	010,000,000	0.561	
MIB Na'mat Plus TD 3-Y Maturity	10,000,001	020,000,000	0.596	
MIB Na'mat Plus TD 3-Y Maturity	20,000,001	030,000,000	0.599	
MIB Na'mat Plus TD 3-Y Maturity	30,000,001	040,000,000	0.602	
MIB Na'mat Plus TD 3-Y Maturity	40,000,001	050,000,000	0.607	
MIB Na'mat Plus TD 3-Y Maturity	50,000,001	060,000,000	0.692	
MIB Na'mat Plus TD 3-Y Maturity	60,000,001	070,000,000	0.698	
MIB Na'mat Plus TD 3-Y Maturity	70,000,001	080,000,000	0.704	
MIB Na'mat Plus TD 3-Y Maturity	80,000,001	090,000,000	0.710	
MIB Na'mat Plus TD 3-Y Maturity	90,000,001	0100,000,000	0.721	
MIB Na'mat Plus TD 3-Y Maturity	100,000,001	0250,000,000	0.735	
MIB Na'mat Plus TD 3-Y Maturity	250,000,001	0500,000,000	0.736	
MIB Na'mat Plus TD 3-Y Maturity	500,000,001	0750,000,000	0.738	
MIB Na'mat Plus TD 3-Y Maturity	750,000,001	01,000,000,000	0.741	



MCB Islamic Bank Ltd.

Profit Rate Declaration Sheet

05-FEB-20 01:15:49

Dated: 31-JAN-20

General Pool

Acct. Description	From Pool	To Pool	Weightages	Profit Rate
MIB Na'mat Plus TD 3-Y Maturity	1,000,000,001	099,999,999,999,999	0.742	
MIB Na'at Plus TD 5-Y Monthly	0	025,000	0.365	
MIB Na'at Plus TD 5-Y Monthly	25,001	0100,000	0.366	6.1304
MIB Na'at Plus TD 5-Y Monthly	100,001	0500,000	0.367	6.1485
MIB Na'at Plus TD 5-Y Monthly	500,001	01,000,000	0.368	6.1663
MIB Na'at Plus TD 5-Y Monthly	1,000,001	05,000,000	0.506	8.4781
MIB Na'at Plus TD 5-Y Monthly	5,000,001	010,000,000	0.560	
MIB Na'at Plus TD 5-Y Monthly	10,000,001	020,000,000	0.561	
MIB Na'at Plus TD 5-Y Monthly	20,000,001	030,000,000	0.562	
MIB Na'at Plus TD 5-Y Monthly	30,000,001	040,000,000	0.563	
MIB Na'at Plus TD 5-Y Monthly	40,000,001	050,000,000	0.564	
MIB Na'at Plus TD 5-Y Monthly	50,000,001	060,000,000	0.593	
MIB Na'at Plus TD 5-Y Monthly	60,000,001	070,000,000	0.698	
MIB Na'at Plus TD 5-Y Monthly	70,000,001	080,000,000	0.704	
MIB Na'at Plus TD 5-Y Monthly	80,000,001	090,000,000	0.710	
MIB Na'at Plus TD 5-Y Monthly	90,000,001	0100,000,000	0.722	
MIB Na'at Plus TD 5-Y Monthly	100,000,001	0250,000,000	0.736	
MIB Na'at Plus TD 5-Y Monthly	250,000,001	0500,000,000	0.737	
MIB Na'at Plus TD 5-Y Monthly	500,000,001	0750,000,000	0.739	
MIB Na'at Plus TD 5-Y Monthly	750,000,001	01,000,000,000	0.742	
MIB Na'at Plus TD 5-Y Monthly	1,000,000,001	099,999,999,999,999	0.743	
MIB Na'mat Plus TD 5-Y Quarterly	0	025,000	0.368	
MIB Na'mat Plus TD 5-Y Quarterly	25,001	0100,000	0.369	
MIB Na'mat Plus TD 5-Y Quarterly	100,001	0500,000	0.370	
MIB Na'mat Plus TD 5-Y Quarterly	500,001	01,000,000	0.371	
MIB Na'mat Plus TD 5-Y Quarterly	1,000,001	05,000,000	0.509	
MIB Na'mat Plus TD 5-Y Quarterly	5,000,001	010,000,000	0.563	
MIB Na'mat Plus TD 5-Y Quarterly	10,000,001	020,000,000	0.564	
MIB Na'mat Plus TD 5-Y Quarterly	20,000,001	030,000,000	0.565	
MIB Na'mat Plus TD 5-Y Quarterly	30,000,001	040,000,000	0.566	
MIB Na'mat Plus TD 5-Y Quarterly	40,000,001	050,000,000	0.567	
MIB Na'mat Plus TD 5-Y Quarterly	50,000,001	060,000,000	0.596	
MIB Na'mat Plus TD 5-Y Quarterly	60,000,001	070,000,000	0.701	
MIB Na'mat Plus TD 5-Y Quarterly	70,000,001	080,000,000	0.707	
MIB Na'mat Plus TD 5-Y Quarterly	80,000,001	090,000,000	0.713	
MIB Na'mat Plus TD 5-Y Quarterly	90,000,001	0100,000,000	0.725	
MIB Na'mat Plus TD 5-Y Quarterly	100,000,001	0250,000,000	0.739	
MIB Na'mat Plus TD 5-Y Quarterly	250,000,001	0500,000,000	0.739	
MIB Na'mat Plus TD 5-Y Quarterly	500,000,001	0750,000,000	0.740	
MIB Na'mat Plus TD 5-Y Quarterly	750,000,001	01,000,000,000	0.741	
MIB Na'mat Plus TD 5-Y Quarterly	1,000,000,001	099,999,999,999,999	0.742	
MIB Na'at Plus TD 5-Y Maturity	0	025,000	0.366	
MIB Na'at Plus TD 5-Y Maturity	25,001	0100,000	0.367	
MIB Na'at Plus TD 5-Y Maturity	100,001	0500,000	0.368	6.1638
MIB Na'at Plus TD 5-Y Maturity	500,001	01,000,000	0.369	6.1826
MIB Na'at Plus TD 5-Y Maturity	1,000,001	05,000,000	0.507	
MIB Na'at Plus TD 5-Y Maturity	5,000,001	010,000,000	0.562	
MIB Na'at Plus TD 5-Y Maturity	10,000,001	020,000,000	0.597	
MIB Na'at Plus TD 5-Y Maturity	20,000,001	030,000,000	0.600	
MIB Na'at Plus TD 5-Y Maturity	30,000,001	040,000,000	0.603	



Profit Rate Declaration Sheet

05-FEB-20 01:15:49

Dated: 31-JAN-20

MCB Islamic Bank Ltd.

General Pool

Acct. Description	From Pool	To Pool	Weightages	Profit Rate
MIB Na ₂ at Plus TD 5-Y Maturity	40,000,001	050,000,000	0.693	
MIB Na ₂ at Plus TD 5-Y Maturity	50,000,001	060,000,000	0.693	
MIB Na ₂ at Plus TD 5-Y Maturity	60,000,001	070,000,000	0.699	
MIB Na ₂ at Plus TD 5-Y Maturity	70,000,001	080,000,000	0.705	
MIB Na ₂ at Plus TD 5-Y Maturity	80,000,001	090,000,000	0.711	
MIB Na ₂ at Plus TD 5-Y Maturity	90,000,001	0100,000,000	0.722	
MIB Na ₂ at Plus TD 5-Y Maturity	100,000,001	0250,000,000	0.736	
MIB Na ₂ at Plus TD 5-Y Maturity	250,000,001	0500,000,000	0.737	
MIB Na ₂ at Plus TD 5-Y Maturity	500,000,001	0750,000,000	0.739	
MIB Na ₂ at Plus TD 5-Y Maturity	750,000,001	01,000,000,000	0.742	
MIB Na ₂ at Plus TD 5-Y Maturity	1,000,000,001	099,999,999,999	0.743	
MIB Aasoodgi Term Deposit	0	025,000	0.603	
MIB Aasoodgi Term Deposit	25,001	0100,000	0.603	10.1034
MIB Aasoodgi Term Deposit	100,001	0500,000	0.603	10.1033
MIB Aasoodgi Term Deposit	500,001	01,000,000	0.603	10.1034
MIB Aasoodgi Term Deposit	1,000,001	05,000,000	0.603	10.1034
MIB Aasoodgi Term Deposit	5,000,001	010,000,000	0.603	
MIB Aasoodgi Term Deposit	10,000,001	020,000,000	0.603	
MIB Aasoodgi Term Deposit	20,000,001	030,000,000	0.603	
MIB Aasoodgi Term Deposit	30,000,001	040,000,000	0.603	
MIB Aasoodgi Term Deposit	40,000,001	050,000,000	0.603	
MIB Aasoodgi Term Deposit	50,000,001	060,000,000	0.603	
MIB Aasoodgi Term Deposit	60,000,001	070,000,000	0.603	
MIB Aasoodgi Term Deposit	70,000,001	080,000,000	0.603	
MIB Aasoodgi Term Deposit	80,000,001	090,000,000	0.603	
MIB Aasoodgi Term Deposit	90,000,001	0100,000,000	0.603	
MIB Aasoodgi Term Deposit	100,000,001	0250,000,000	0.603	
MIB Aasoodgi Term Deposit	250,000,001	0500,000,000	0.603	
MIB Aasoodgi Term Deposit	500,000,001	0750,000,000	0.603	
MIB Aasoodgi Term Deposit	750,000,001	01,000,000,000	0.603	
MIB Aasoodgi Term Deposit	1,000,000,001	099,999,999,999	0.603	
MIB Na ₂ at Plus TD 2-M Maturity	0	025,000	0.360	
MIB Na ₂ at Plus TD 2-M Maturity	25,001	0100,000	0.361	
MIB Na ₂ at Plus TD 2-M Maturity	100,001	0500,000	0.362	
MIB Na ₂ at Plus TD 2-M Maturity	500,001	01,000,000	0.363	6.082
MIB Na ₂ at Plus TD 2-M Maturity	1,000,001	05,000,000	0.501	8.3943
MIB Na ₂ at Plus TD 2-M Maturity	5,000,001	010,000,000	0.546	
MIB Na ₂ at Plus TD 2-M Maturity	10,000,001	020,000,000	0.591	
MIB Na ₂ at Plus TD 2-M Maturity	20,000,001	030,000,000	0.594	
MIB Na ₂ at Plus TD 2-M Maturity	30,000,001	040,000,000	0.597	
MIB Na ₂ at Plus TD 2-M Maturity	40,000,001	050,000,000	0.602	
MIB Na ₂ at Plus TD 2-M Maturity	50,000,001	060,000,000	0.687	
MIB Na ₂ at Plus TD 2-M Maturity	60,000,001	070,000,000	0.693	
MIB Na ₂ at Plus TD 2-M Maturity	70,000,001	080,000,000	0.699	
MIB Na ₂ at Plus TD 2-M Maturity	80,000,001	090,000,000	0.705	
MIB Na ₂ at Plus TD 2-M Maturity	90,000,001	0100,000,000	0.717	
MIB Na ₂ at Plus TD 2-M Maturity	100,000,001	0250,000,000	0.731	
MIB Na ₂ at Plus TD 2-M Maturity	250,000,001	0500,000,000	0.732	
MIB Na ₂ at Plus TD 2-M Maturity	500,000,001	0750,000,000	0.734	
MIB Na ₂ at Plus TD 2-M Maturity	750,000,001	01,000,000,000	0.737	



Profit Rate Declaration Sheet

05-FEB-20 01:15:49

Dated: 31-JAN-20

MCB Islamic Bank Ltd.

General Pool

Acct. Description	From Pool	To Pool	Weightages	Profit Rate
MIB Na'at Plus TD 2-M Maturity	1,000,000,001	099,999,999,999,999	0.738	
CHARITY FUNDS ACCOUNT	0	099,999,999,999,999	0.335	
MODARABA PLACEMENT 6 MONTH (GP)	0	099,999,999,999,999	0.000	
MIB Imaan Foreign Currency Saving Accou	0	099,999,999,999,999	0.055	.9215
MIB Imaan Foreign Currency Saving Accou	0	099,999,999,999,999	0.045	.754
MIB Imaan Foreign Currency Saving Accou	0	099,999,999,999,999	0.005	.0838
MIB Asaan Saving Account	0	099,999,999,999,999	0.335	5.613
MIB Barkat Saving Plus Account	0	0100,000	0.385	6.4508
MIB Barkat Saving Plus Account	100,001	0500,000	0.385	6.4508
MIB Barkat Saving Plus Account	500,001	01,000,000	0.385	6.4508
MIB Barkat Saving Plus Account	1,000,001	05,000,000	0.385	6.4508
MIB Barkat Saving Plus Account	5,000,001	010,000,000	0.385	6.4508
MIB Barkat Saving Plus Account	10,000,001	025,000,000	0.385	6.4508
MIB Barkat Saving Plus Account	25,000,001	050,000,000	0.385	6.4508
MIB Barkat Saving Plus Account	50,000,001	0100,000,000	0.385	
MIB Barkat Saving Plus Account	100,000,001	0200,000,000	0.385	6.4508
MIB Barkat Saving Plus Account	200,000,001	0300,000,000	0.385	
MIB Barkat Saving Plus Account	300,000,001	0500,000,000	0.385	
MIB Barkat Saving Plus Account	500,000,001	01,000,000,000	0.385	6.4508
MIB Barkat Saving Plus Account	1,000,000,001	02,000,000,000	0.385	
MIB Barkat Saving Plus Account	2,000,000,001	099,999,999,999,999	0.385	
MIB Barkat Saving Premium Account	0	01,000,000	0.405	6.7859
MIB Barkat Saving Premium Account	1,000,001	05,000,000	0.425	7.121
MIB Barkat Saving Premium Account	5,000,001	010,000,000	0.617	10.338
MIB Barkat Saving Premium Account	10,000,001	050,000,000	0.631	10.5726
MIB Barkat Saving Premium Account	50,000,001	0100,000,000	0.695	11.6449
MIB Barkat Saving Premium Account	100,000,001	0250,000,000	0.711	11.913
MIB Barkat Saving Premium Account	250,000,001	0500,000,000	0.712	11.9298
MIB Barkat Saving Premium Account	500,000,001	01,000,000,000	0.730	12.2314
MIB Barkat Saving Premium Account	1,000,000,001	099,999,999,999,999	0.737	
MIB Barkat Super Saving Account	0	0200,000,000	0.419	7.0205
MIB Barkat Super Saving Account	200,000,001	0500,000,000	0.672	11.2596
MIB Barkat Super Saving Account	500,000,001	0750,000,000	0.694	11.6282
MIB Barkat Super Saving Account	750,000,001	01,000,000,000	0.714	11.9633
MIB Barkat Super Saving Account	1,000,000,001	02,000,000,000	0.734	
MIB Barkat Super Saving Account	2,000,000,001	03,000,000,000	0.737	12.3486
MIB Barkat Super Saving Account	3,000,000,001	099,999,999,999,999	0.746	12.4994
MIB Na'mat TD 1-M Maturity	0	099,999,999,999,999	0.359	
MIB Na'mat TD 3-M Maturity	0	099,999,999,999,999	0.364	
MIB Na'at TD 6-M Maturity	0	099,999,999,999,999	0.369	
MIB Na'mat TD 1-Y Maturity	0	099,999,999,999,999	0.419	
MIB Na'mat TD 2-Y Maturity	0	099,999,999,999,999	0.423	
MIB Na'mat TD 3-Y Maturity	0	099,999,999,999,999	0.427	
MIB Na'mat TD 5-Y Maturity	0	099,999,999,999,999	0.431	
MIB Na'mat TD 1-Y Monthly	0	099,999,999,999,999	0.372	
MIB Na'mat TD 2-Y Monthly	0	099,999,999,999,999	0.373	
MIB Na'mat TD 3-Y Monthly	0	099,999,999,999,999	0.374	
MIB Na'mat TD 5-Y Monthly	0	099,999,999,999,999	0.375	
MIB Na'mat TD 1-Y Quarterly	0	099,999,999,999,999	0.377	
MIB Na'mat TD 2-Y Quarterly	0	099,999,999,999,999	0.378	



Profit Rate Declaration Sheet

05-FEB-20 01:15:49

Dated: 31-JAN-20

MCB Islamic Bank Ltd.


General Pool

Acct. Description	From Pool	To Pool	Weightages	Profit Rate
MIB Na'mat TD 3-Y Quarterly	0	099,999,999,999,999	0.379	
MIB Na'mat TD 5-Y Quarterly	0	099,999,999,999,999	0.380	
MIB FI TD 1-M Maturity	0	099,999,999,999,999	0.385	
ADVANCE SECURITY RECEIPT - CAR IJARAH	0	099,999,999,999,999	0.003	.0503
ADVANCE SECURITY RECEIPT - EQUIPMENT IJA	0	099,999,999,999,999	0.003	.0503
ADVANCE SECURITY RECEIPT - LC UNDER MURA	0	099,999,999,999,999	0.003	.0502
ADVANCE SECURITY RECEIPT - BANK GUARANTEE	0	099,999,999,999,999	0.003	.0503
ADVANCE SECURITY RECEIPT - DM OTHER	0	099,999,999,999,999	0.003	.0504
ADVANCE SECURITY RECEIPT - DM STAFF	0	099,999,999,999,999	0.003	.0504
ADVANCE SECURITY RECEIPT - OTHERS	0	099,999,999,999,999	0.003	.0503
ADV SECURITY RECEIPT - ADVANCE RENTALS	0	099,999,999,999,999	0.003	
ADV SEC RECPT-LC UNDER SERVICE IJARAH	0	099,999,999,999,999	0.003	
ADVANCE SECURITY RECEIPT - FCY OTHERS	0	099,999,999,999,999	0.003	
	0	099,999,999,999,999	0.000	
NA'MAT TD A/C - 2 YEARS HALF YEARLY	0	025,000	0.368	
NA'MAT TD A/C - 2 YEARS HALF YEARLY	25,001	0100,000	0.369	
NA'MAT TD A/C - 2 YEARS HALF YEARLY	100,001	0500,000	0.370	
NA'MAT TD A/C - 2 YEARS HALF YEARLY	500,001	01,000,000	0.371	
NA'MAT TD A/C - 2 YEARS HALF YEARLY	1,000,001	05,000,000	0.509	
NA'MAT TD A/C - 2 YEARS HALF YEARLY	5,000,001	010,000,000	0.563	
NA'MAT TD A/C - 2 YEARS HALF YEARLY	5,000,001	010,000,000	0.563	
NA'MAT TD A/C - 2 YEARS HALF YEARLY	10,000,001	020,000,000	0.564	
NA'MAT TD A/C - 2 YEARS HALF YEARLY	20,000,001	030,000,000	0.565	
NA'MAT TD A/C - 2 YEARS HALF YEARLY	30,000,001	040,000,000	0.566	
NA'MAT TD A/C - 2 YEARS HALF YEARLY	40,000,001	050,000,000	0.567	
NA'MAT TD A/C - 2 YEARS HALF YEARLY	50,000,001	060,000,000	0.596	
NA'MAT TD A/C - 2 YEARS HALF YEARLY	50,000,001	060,000,000	0.596	
NA'MAT TD A/C - 2 YEARS HALF YEARLY	60,000,001	070,000,000	0.701	
NA'MAT TD A/C - 2 YEARS HALF YEARLY	60,000,001	070,000,000	0.701	
NA'MAT TD A/C - 2 YEARS HALF YEARLY	70,000,001	080,000,000	0.707	
NA'MAT TD A/C - 2 YEARS HALF YEARLY	80,000,001	090,000,000	0.713	
NA'MAT TD A/C - 2 YEARS HALF YEARLY	90,000,001	0100,000,000	0.725	
NA'MAT TD A/C - 2 YEARS HALF YEARLY	100,000,001	0250,000,000	0.739	
NA'MAT TD A/C - 2 YEARS HALF YEARLY	250,000,001	0500,000,000	0.739	
NA'MAT TD A/C - 2 YEARS HALF YEARLY	500,000,001	0750,000,000	0.740	
NA'MAT TD A/C - 2 YEARS HALF YEARLY	750,000,001	01,000,000,000	0.741	
NA'MAT TD A/C - 2 YEARS HALF YEARLY	1,000,000,001	099,999,999,999,999	0.742	
MIB Atfaal Saving Account	1	099,999,999,999,999	0.338	5.6632
NA'MAT FCY Term Deposit 1 Month Maturity	1,000	025,000	0.038	
NA'MAT FCY Term Deposit 1 Month Maturity	25,001	050,000	0.039	
NA'MAT FCY Term Deposit 1 Month Maturity	50,001	0250,000	0.040	
NA'MAT FCY Term Deposit 1 Month Maturity	250,001	0500,000	0.041	
NA'MAT FCY Term Deposit 1 Month Maturity	500,001	099,999,999,999,999	0.042	
NA'MAT FCY Term Deposit 3 Months Monthly	1,000	025,000	0.039	
NA'MAT FCY Term Deposit 3 Months Monthly	25,001	050,000	0.040	
NA'MAT FCY Term Deposit 3 Months Monthly	50,001	0250,000	0.041	
NA'MAT FCY Term Deposit 3 Months Monthly	250,001	0500,000	0.042	
NA'MAT FCY Term Deposit 3 Months Monthly	500,001	099,999,999,999,999	0.043	
MIB Na'at Plus FCY Term Deposit 3-M Matu	1,000	025,000	0.040	
MIB Na'at Plus FCY Term Deposit 3-M Matu	25,001	050,000	0.041	.6869

Dated: 31-JAN-20

General Pool

Acct. Description	From Pool	To Pool	Weightages	Profit Rate
MIB Na'at Plus FCY Term Deposit 3-M Matu	50,001	0250,000	0.042	
MIB Na'at Plus FCY Term Deposit 3-M Matu	250,001	0500,000	0.043	
MIB Na'at Plus FCY Term Deposit 3-M Matu	500,001	099,999,999,999,999	0.044	
Nai'mat Fcy Term Deposit 6Months Monthly	1,000	025,000	0.041	
Nai'mat Fcy Term Deposit 6Months Monthly	25,001	050,000	0.042	
Nai'mat Fcy Term Deposit 6Months Monthly	50,001	0250,000	0.043	
Nai'mat Fcy Term Deposit 6Months Monthly	250,001	0500,000	0.044	
Nai'mat Fcy Term Deposit 6Months Monthly	500,001	099,999,999,999,999	0.045	
MIB Na'at Plus FCY Term Deposit 6-M Matu	1,000	025,000	0.042	
MIB Na'at Plus FCY Term Deposit 6-M Matu	25,001	050,000	0.043	
MIB Na'at Plus FCY Term Deposit 6-M Matu	50,001	0250,000	0.044	
MIB Na'at Plus FCY Term Deposit 6-M Matu	250,001	0500,000	0.045	
MIB Na'at Plus FCY Term Deposit 6-M Matu	500,001	099,999,999,999,999	0.046	
Nai'mat Fcy Term Deposit 1 Year Monthly	1,000	025,000	0.043	
Nai'mat Fcy Term Deposit 1 Year Monthly	25,001	050,000	0.044	
Nai'mat Fcy Term Deposit 1 Year Monthly	50,001	0250,000	0.045	
Nai'mat Fcy Term Deposit 1 Year Monthly	250,001	0500,000	0.046	
Nai'mat Fcy Term Deposit 1 Year Monthly	500,001	099,999,999,999,999	0.047	
MIB Na'at Plus FCY Term Deposit 1-Y Matu	1,000	025,000	0.044	
MIB Na'at Plus FCY Term Deposit 1-Y Matu	25,001	050,000	0.045	
MIB Na'at Plus FCY Term Deposit 1-Y Matu	50,000	0250,000	0.046	.7707
MIB Na'at Plus FCY Term Deposit 1-Y Matu	250,001	0500,000	0.047	
MIB Na'at Plus FCY Term Deposit 1-Y Matu	500,001	099,999,999,999,999	0.048	
Nai'mat Fcy Term Deposit 2 Years Monthly	1,000	025,000	0.045	
Nai'mat Fcy Term Deposit 2 Years Monthly	25,001	050,000	0.046	
Nai'mat Fcy Term Deposit 2 Years Monthly	50,001	0250,000	0.047	
Nai'mat Fcy Term Deposit 2 Years Monthly	250,001	0500,000	0.048	
Nai'mat Fcy Term Deposit 2 Years Monthly	500,001	099,999,999,999,999	0.049	
Nai'mat Fcy Term Deposit 2Years Maturity	1,000	025,000	0.046	
Nai'mat Fcy Term Deposit 2Years Maturity	25,001	050,000	0.047	
Nai'mat Fcy Term Deposit 2Years Maturity	50,001	0250,000	0.048	
Nai'mat Fcy Term Deposit 2Years Maturity	250,001	0500,000	0.049	
Nai'mat Fcy Term Deposit 2Years Maturity	500,001	099,999,999,999,999	0.050	
MIB Na'mat Plus FCY Term Deposit 3-M Mon	1,000	025,000	0.047	
MIB Na'mat Plus FCY Term Deposit 3-M Mon	25,001	050,000	0.048	
MIB Na'mat Plus FCY Term Deposit 3-M Mon	50,001	0250,000	0.049	
MIB Na'mat Plus FCY Term Deposit 3-M Mon	250,001	0500,000	0.050	
MIB Na'mat Plus FCY Term Deposit 3-M Mon	500,001	099,999,999,999,999	0.051	
MIB Na'mat Plus FCY Term Deposit 3-Y Mat	1,000	025,000	0.048	
MIB Na'mat Plus FCY Term Deposit 3-Y Mat	25,001	050,000	0.049	
MIB Na'mat Plus FCY Term Deposit 3-Y Mat	50,001	0250,000	0.050	
MIB Na'mat Plus FCY Term Deposit 3-Y Mat	250,001	0500,000	0.051	
MIB Na'mat Plus FCY Term Deposit 3-Y Mat	500,001	099,999,999,999,999	0.052	
Nai?matFcyTermDeposit1MonthMaturityEURO	1,000	025,000	0.038	
Nai?matFcyTermDeposit1MonthMaturityEURO	25,001	050,000	0.039	
Nai?matFcyTermDeposit1MonthMaturityEURO	50,001	0250,000	0.040	
Nai?matFcyTermDeposit1MonthMaturityEURO	250,001	0500,000	0.041	
Nai?matFcyTermDeposit1MonthMaturityEURO	500,001	099,999,999,999,999	0.042	
Nai?matFcyTermDeposit3Months MonthlyEURO	1,000	025,000	0.039	
Nai?matFcyTermDeposit3Months MonthlyEURO	25,001	050,000	0.040	





Profit Rate Declaration Sheet

05-FEB-20 01:15:49

Dated: 31-JAN-20

MCB Islamic Bank Ltd.

General Pool

Acct. Description	From Pool	To Pool	Weightages	Profit Rate
Nai?matFcyTermDeposit3Months MonthlyEURO	50,001	0250,000	0.041	
Nai?matFcyTermDeposit3Months MonthlyEURO	250,001	0500,000	0.042	
Nai?matFcyTermDeposit3Months MonthlyEURO	500,001	099,999,999,999,999	0.043	
Nai?matFcyTermDeposit3MonthsMaturityEURO	1,000	025,000	0.040	
Nai?matFcyTermDeposit3MonthsMaturityEURO	25,001	050,000	0.041	
Nai?matFcyTermDeposit3MonthsMaturityEURO	50,001	0250,000	0.042	
Nai?matFcyTermDeposit3MonthsMaturityEURO	250,001	0500,000	0.043	
Nai?matFcyTermDeposit3MonthsMaturityEURO	500,001	099,999,999,999,999	0.044	
Nai?matFcyTermDeposit6MonthsMonthlyEURO	1,000	025,000	0.041	
Nai?matFcyTermDeposit6MonthsMonthlyEURO	25,001	050,000	0.042	
Nai?matFcyTermDeposit6MonthsMonthlyEURO	50,001	0250,000	0.043	
Nai?matFcyTermDeposit6MonthsMonthlyEURO	250,001	0500,000	0.044	
Nai?matFcyTermDeposit6MonthsMonthlyEURO	500,001	099,999,999,999,999	0.045	
Nai?matFcyTerm Deposit6MonthMaturityEURO	1,000	025,000	0.042	.7035
Nai?matFcyTerm Deposit6MonthMaturityEURO	25,001	050,000	0.043	
Nai?matFcyTerm Deposit6MonthMaturityEURO	50,001	0250,000	0.044	
Nai?matFcyTerm Deposit6MonthMaturityEURO	250,001	0500,000	0.045	
Nai?matFcyTerm Deposit6MonthMaturityEURO	500,001	099,999,999,999,999	0.046	
Nai?matFcyTermDeposit1YearMonthlyEURO	1,000	025,000	0.043	
Nai?matFcyTermDeposit1YearMonthlyEURO	25,001	050,000	0.044	
Nai?matFcyTermDeposit1YearMonthlyEURO	50,001	0250,000	0.045	
Nai?matFcyTermDeposit1YearMonthlyEURO	250,001	0500,000	0.046	
Nai?matFcyTermDeposit1YearMonthlyEURO	500,001	099,999,999,999,999	0.047	
Nai?matFcyTermDeposit1YearMaturityEURO	1,000	025,000	0.044	
Nai?matFcyTermDeposit1YearMaturityEURO	25,001	050,000	0.045	
Nai?matFcyTermDeposit1YearMaturityEURO	50,001	0250,000	0.046	
Nai?matFcyTermDeposit1YearMaturityEURO	250,001	0500,000	0.047	.7875
Nai?matFcyTermDeposit1YearMaturityEURO	500,001	099,999,999,999,999	0.048	
Nai?matFcyTermDeposit2YearsMonthlyEURO	1,000	025,000	0.045	
Nai?matFcyTermDeposit2YearsMonthlyEURO	25,001	050,000	0.046	
Nai?matFcyTermDeposit2YearsMonthlyEURO	50,001	0250,000	0.047	
Nai?matFcyTermDeposit2YearsMonthlyEURO	250,001	0500,000	0.048	
Nai?matFcyTermDeposit2YearsMonthlyEURO	500,001	099,999,999,999,999	0.049	
Nai?matFcyTermDeposit2YearsMaturityEURO	1,000	025,000	0.046	
Nai?matFcyTermDeposit2YearsMaturityEURO	25,001	050,000	0.047	
Nai?matFcyTermDeposit2YearsMaturityEURO	50,001	0250,000	0.048	
Nai?matFcyTermDeposit2YearsMaturityEURO	250,001	0500,000	0.049	
Nai?matFcyTermDeposit2YearsMaturityEURO	500,001	099,999,999,999,999	0.050	
Nai?matFcyTermDeposit3YearsMonthlyEURO	1,000	025,000	0.047	
Nai?matFcyTermDeposit3YearsMonthlyEURO	25,001	050,000	0.048	
Nai?matFcyTermDeposit3YearsMonthlyEURO	50,001	0250,000	0.049	
Nai?matFcyTermDeposit3YearsMonthlyEURO	250,001	0500,000	0.050	
Nai?matFcyTermDeposit3YearsMonthlyEURO	500,001	099,999,999,999,999	0.051	
Nai?matFcyTermDeposit3YearsMaturityEURO	1,000	025,000	0.048	
Nai?matFcyTermDeposit3YearsMaturityEURO	25,001	050,000	0.049	
Nai?matFcyTermDeposit3YearsMaturityEURO	50,001	0250,000	0.050	
Nai?matFcyTermDeposit3YearsMaturityEURO	250,001	0500,000	0.051	
Nai?matFcyTermDeposit3YearsMaturityEURO	500,001	099,999,999,999,999	0.052	
Nai?matFcyTermDeposit1MonthMaturityGBP	1,000	025,000	0.038	
Nai?matFcyTermDeposit1MonthMaturityGBP	25,001	050,000	0.039	



Profit Rate Declaration Sheet

05-FEB-20 01:15:49

Dated: 31-JAN-20

MCB Islamic Bank Ltd.

General Pool

Acct. Description	From Pool	To Pool	Weightages	Profit Rate
Nai?matFcyTermDeposit1MonthMaturityGBP	50,001	0250,000	0.040	
Nai?matFcyTermDeposit1MonthMaturityGBP	250,001	0500,000	0.041	
Nai?matFcyTermDeposit1MonthMaturityGBP	500,001	099,999,999,999,999	0.042	
Nai?matFcyTermDeposit3Months MonthlyGBP	1,000	025,000	0.039	
Nai?matFcyTermDeposit3Months MonthlyGBP	25,001	050,000	0.040	
Nai?matFcyTermDeposit3Months MonthlyGBP	50,001	0250,000	0.041	
Nai?matFcyTermDeposit3Months MonthlyGBP	250,001	0500,000	0.042	
Nai?matFcyTermDeposit3Months MonthlyGBP	500,001	099,999,999,999,999	0.043	
Nai?matFcyTermDeposit3MonthsMaturityGBP	1,000	025,000	0.040	
Nai?matFcyTermDeposit3MonthsMaturityGBP	25,001	050,000	0.041	
Nai?matFcyTermDeposit3MonthsMaturityGBP	50,001	0250,000	0.042	
Nai?matFcyTermDeposit3MonthsMaturityGBP	250,001	0500,000	0.043	
Nai?matFcyTermDeposit3MonthsMaturityGBP	500,001	099,999,999,999,999	0.044	
Nai?matFcyTermDeposit6MonthsMonthlyGBP	1,000	025,000	0.041	
Nai?matFcyTermDeposit6MonthsMonthlyGBP	25,001	050,000	0.042	
Nai?matFcyTermDeposit6MonthsMonthlyGBP	50,001	0250,000	0.043	
Nai?matFcyTermDeposit6MonthsMonthlyGBP	250,001	0500,000	0.044	
Nai?matFcyTermDeposit6MonthsMonthlyGBP	500,001	099,999,999,999,999	0.045	
Nai?matFcyTerm Deposit6MonthMaturityGBP	1,000	025,000	0.042	
Nai?matFcyTerm Deposit6MonthMaturityGBP	25,001	050,000	0.043	
Nai?matFcyTerm Deposit6MonthMaturityGBP	50,001	0250,000	0.044	
Nai?matFcyTerm Deposit6MonthMaturityGBP	250,001	0500,000	0.045	
Nai?matFcyTerm Deposit6MonthMaturityGBP	500,001	099,999,999,999,999	0.046	
Nai?matFcyTermDeposit1YearMonthlyGBP	1,000	025,000	0.043	
Nai?matFcyTermDeposit1YearMonthlyGBP	25,001	050,000	0.044	
Nai?matFcyTermDeposit1YearMonthlyGBP	50,001	0250,000	0.045	
Nai?matFcyTermDeposit1YearMonthlyGBP	250,001	0500,000	0.046	
Nai?matFcyTermDeposit1YearMonthlyGBP	500,001	099,999,999,999,999	0.047	
Nai?matFcyTermDeposit1YearMaturityGBP	1,000	025,000	0.044	
Nai?matFcyTermDeposit1YearMaturityGBP	25,001	050,000	0.045	
Nai?matFcyTermDeposit1YearMaturityGBP	50,001	0250,000	0.046	
Nai?matFcyTermDeposit1YearMaturityGBP	250,001	0500,000	0.047	
Nai?matFcyTermDeposit1YearMaturityGBP	500,001	099,999,999,999,999	0.048	
Nai?matFcyTermDeposit2YearsMonthlyGBP	1,000	025,000	0.045	
Nai?matFcyTermDeposit2YearsMonthlyGBP	25,001	050,000	0.046	
Nai?matFcyTermDeposit2YearsMonthlyGBP	50,001	0250,000	0.047	
Nai?matFcyTermDeposit2YearsMonthlyGBP	250,001	0500,000	0.048	
Nai?matFcyTermDeposit2YearsMonthlyGBP	500,001	099,999,999,999,999	0.049	
Nai?matFcyTermDeposit2YearsMaturityGBP	1,000	025,000	0.046	
Nai?matFcyTermDeposit2YearsMaturityGBP	25,001	050,000	0.047	
Nai?matFcyTermDeposit2YearsMaturityGBP	50,001	0250,000	0.048	
Nai?matFcyTermDeposit2YearsMaturityGBP	250,001	0500,000	0.049	
Nai?matFcyTermDeposit2YearsMaturityGBP	500,001	099,999,999,999,999	0.050	
Nai?matFcyTermDeposit3YearsMonthlyGBP	1,000	025,000	0.047	
Nai?matFcyTermDeposit3YearsMonthlyGBP	25,001	050,000	0.048	
Nai?matFcyTermDeposit3YearsMonthlyGBP	50,001	0250,000	0.049	
Nai?matFcyTermDeposit3YearsMonthlyGBP	250,001	0500,000	0.050	
Nai?matFcyTermDeposit3YearsMonthlyGBP	500,001	099,999,999,999,999	0.051	
Nai?matFcyTermDeposit3YearsMaturityGBP	1,000	025,000	0.048	
Nai?matFcyTermDeposit3YearsMaturityGBP	25,001	050,000	0.049	

Dated: 31-JAN-20

MCB Islamic Bank Ltd.

General Pool


Acct. Description	From Pool	To Pool	Weightages	Profit Rate
Nai?matFcyTermDeposit3YearsMaturityGBP	50,001	0250,000	0.050	
Nai?matFcyTermDeposit3YearsMaturityGBP	250,001	0500,000	0.051	
Nai?matFcyTermDeposit3YearsMaturityGBP	500,001	099,999,999,999,999	0.052	
MIB Na'mat Premium Plus TD 1-Y monthly	500,000	05,000,000	0.588	9.8521
MIB Na'mat Premium Plus TD 1-Y monthly	5,000,001	010,000,000	0.625	10.4721
MIB Na'mat Premium Plus TD 1-Y monthly	10,000,001	099,999,999,999,999	0.653	10.9412
MIB Na'mat Premium Plus TD 3-Y monthly	500,000	05,000,000	0.598	10.0197
MIB Na'mat Premium Plus TD 3-Y monthly	5,000,001	010,000,000	0.630	10.5558
MIB Na'mat Premium Plus TD 3-Y monthly	10,000,001	099,999,999,999,999	0.655	10.9747
MIB Na'mat Plus FCY Term Deposit 3-M Mon	1,000	025,000	0.039	
MIB Na'mat Plus FCY Term Deposit 3-M Mon	25,001	050,000	0.040	
MIB Na'mat Plus FCY Term Deposit 3-M Mon	50,001	0250,000	0.041	
MIB Na'mat Plus FCY Term Deposit 3-M Mon	250,001	0500,000	0.042	
MIB Na'mat Plus FCY Term Deposit 3-M Mon	500,001	099,999,999,999,999	0.043	
Total:			284.809	7.8688

PREPARED BY:




DEPARTMENT HEAD FCG - POOL MANAGMENT

RECOMMENDED BY:




KAMRAN HAMEED - DIVISION HEAD - FCG

APPROVED BY:



MUFTI SYED SABIR HUSSAIN
RESIDENT SHARI'AH BOARD MEMBER



SYED IFTIKHAR HUSSAIN RIZVI
CHIEF FINANCIAL OFFICER