

**PROFIT RATES - FOR THE MONTH OF DECEMBER 2021**

Amount Range		MIB Asaan Saving Account	MIB Asaan Remittance Saving Account	MIB Atfaal Saving Account	MIB Imaan Saving Account - PKR	MCB Islamic Shandaar Account
From	to	Profit Rate	Profit Rate	Profit Rate	Profit Rate	Profit Rate
0	and above	4.0011	0.0000	4.0011	4.0011	0.0400

Amount Range		MIB Imaan Saving Account - USD	MIB Imaan Saving Account - GBP	MIB Imaan Saving Account - EURO
From	to	Profit Rate	Profit Rate	Profit Rate
0	and above	0.1847	0.1355	0.1755

Amount Range		MIB Barkat Saving Account	Amount Range		MIB Barkat Saving Premium Account	Amount Range		MIB Barkat Super Saving Account
From	to	Profit Rates	From	to	Profit Rates	From	to	Profit Rates
0	25,000	4.0011	0	5,000,000	4.4015	0	50,000,000	4.2520
25,001	500,000	4.0612	5,000,001	50,000,000	4.6018	50,000,001	100,000,000	4.6512
500,001	5,000,000	4.2013	50,000,001	100,000,000	5.0022	100,000,001	250,000,000	5.0022
5,000,001	50,000,000	4.4015	100,000,001	250,000,000	5.2519	250,000,001	500,000,000	5.7019
50,000,001	250,000,000	4.7019	250,000,001	500,000,000	7.2024	500,000,001	1,000,000,000	0.0000
250,000,001	500,000,000	5.0022	500,000,001	1,000,000,000	7.6029	1,000,000,001	2,000,000,000	0.0000
500,000,001	750,000,000	0.0000	1,000,000,001	2,000,000,000	0.0000	2,000,000,001	3,000,000,000	8.2024
750,000,001	1,000,000,000	0.0000	2,000,000,001	3,000,000,000	8.1023	3,000,000,001	4,000,000,000	0.0000
1,000,000,001	and above	0.0000	3,000,000,001	and above	8.2024	4,000,000,001	and above	0.0000

Amount Range		MIB Barkat Saving Plus Account	Amount Range		MCB Islamic Rozana Bachat Saving Account	Amount Range		MCB Islamic Rozana Bachat Saving Premium Account
From	To	Profit Rates	From	to	Profit Rates	From	to	Profit Rates
-	100,000	4.0011	0	25,000	3.2508	0	5,000,000	5.0022
100,001	1,000,000	4.0011	25,001	500,000	3.5512	5,000,001	50,000,000	5.2519
1,000,001	10,000,000	4.0011	500,001	1,000,000	3.7514	50,000,001	100,000,000	5.7525
10,000,001	50,000,000	4.0011	1,000,001	5,000,000	3.9516	100,000,001	250,000,000	7.0022
50,000,001	250,000,000	4.0011	5,000,001	10,000,000	4.7019	250,000,001	500,000,000	7.2024
250,000,001	500,000,000	0.0000	10,000,001	25,000,000	4.8020	500,000,001	1,000,000,000	7.5028
500,000,001	750,000,000	0.0000	25,000,001	50,000,000	4.9516	1,000,000,001	2,000,000,000	0.0000
750,000,001	1,000,000,000	0.0000	50,000,001	100,000,000	0.0000	2,000,000,001	3,000,000,000	0.0000
1,000,000,001	2,000,000,000	0.0000	100,000,001	200,000,000	4.9516	3,000,000,001	and above	0.0000
2,000,000,001	Above	0.0000	200,000,001	300,000,000	0.0000			
			300,000,001	and above	0.0000			

*[Handwritten signatures and initials in blue ink]*

**PROFIT RATES - FOR THE MONTH OF DECEMBER 2021**

Amount Range		MCB Islamic Rozana Bachat Saving Plus Account	Amount Range		MCB Islamic Rozana Bachat Super Saving
From	to	Profit Rates	From	to	Profit Rates
0	100,000	4.0011	0	50,000,000	4.0011
100,001	1,000,000	4.0011	50,000,001	100,000,000	0.0000
1,000,001	10,000,000	4.0011	100,000,001	250,000,000	0.0000
10,000,001	50,000,000	0.0000	250,000,001	500,000,000	0.0000
50,000,001	250,000,000	0.0000	500,000,001	1,000,000,000	0.0000
250,000,001	500,000,000	0.0000	1,000,000,001	2,000,000,000	0.0000
500,000,001	750,000,000	0.0000	2,000,000,001	3,000,000,000	0.0000
750,000,001	1,000,000,000	0.0000	3,000,000,001	4,000,000,000	0.0000
1,000,000,001	2,000,000,000	0.0000	4,000,000,001	and above	0.0000
2,000,000,001	and above	0.0000			

Amount Range		MIB Na'mat Plus TD 1 Month Maturity	MIB Na'mat Plus TD 2 Months Maturity	MIB Na'mat Plus TD 3 Months Monthly	MIB Na'mat Plus TD 3 Months Maturity	MIB Na'mat Plus TD 6 Months Monthly	MIB Na'mat Plus TD 6 Months Maturity	MIB Na'mat Plus TD 1 Year Monthly
From	to	Profit Rates	Profit Rates	Profit Rates	Profit Rates	Profit Rates	Profit Rates	Profit Rates
0	100,000	4.2013	0.0000	0.0000	4.3014	0.0000	4.3521	4.3521
100,001	1,000,000	4.2614	4.3120	4.3120	4.3615	4.3615	4.4110	4.4110
1,000,001	25,000,000	5.2519	5.3014	5.3014	5.3521	5.3521	5.4015	5.4015
25,000,001	50,000,000	5.5523	5.6018	5.6018	5.6524	0.0000	5.7019	5.7019
50,000,001	100,000,000	6.0022	6.0517	0.0000	6.1023	0.0000	0.0000	6.1518
100,000,001	250,000,000	6.2519	6.3026	0.0000	6.3520	0.0000	0.0000	6.4027
250,000,001	500,000,000	0.0000	0.0000	0.0000	0.0000	0.0000	6.6017	0.0000
500,000,001	750,000,000	0.0000	0.0000	0.0000	0.0000	0.0000	0.0000	0.0000
750,000,001	1,000,000,000	0.0000	0.0000	0.0000	0.0000	0.0000	0.0000	0.0000
1,000,000,001	2,000,000,000	0.0000	0.0000	0.0000	0.0000	0.0000	0.0000	0.0000
2,000,000,001	3,000,000,000	0.0000	0.0000	0.0000	0.0000	0.0000	0.0000	0.0000
3,000,000,001	Above	0.0000	0.0000	0.0000	0.0000	0.0000	0.0000	0.0000

Amount Range		MIB Na'mat Plus TD 1 Year Quarterly	MIB Na'mat Plus TD 1 Year Maturity	MIB Na'mat Plus TD 2 Years Monthly	MIB Na'mat Plus TD 2 Years Quarterly	MIB Na'mat Plus TD 2 Years Maturity	MIB Na'mat Plus TD 3 Years Monthly	MIB Na'mat Plus TD 3 Years Quarterly
From	to	Profit Rates	Profit Rates	Profit Rates	Profit Rates	Profit Rates	Profit Rates	Profit Rates
0	100,000	4.3768	4.4263	4.3768	4.4015	4.4263	0.0000	0.0000
100,001	1,000,000	4.4369	4.4864	4.4369	4.4616	4.4864	4.4616	4.4864
1,000,001	25,000,000	5.4274	5.4769	0.0000	0.0000	5.4769	5.4522	0.0000
25,000,001	50,000,000	5.7266	5.7773	0.0000	0.0000	0.0000	0.0000	0.0000
50,000,001	100,000,000	0.0000	6.1777	0.0000	0.0000	0.0000	0.0000	0.0000
100,000,001	250,000,000	0.0000	6.4274	0.0000	0.0000	0.0000	0.0000	0.0000
250,000,001	500,000,000	0.0000	8.0281	0.0000	0.0000	0.0000	0.0000	0.0000
500,000,001	750,000,000	0.0000	0.0000	0.0000	0.0000	0.0000	0.0000	0.0000
750,000,001	1,000,000,000	0.0000	0.0000	0.0000	0.0000	0.0000	0.0000	0.0000
1,000,000,001	2,000,000,000	0.0000	8.1023	0.0000	0.0000	0.0000	0.0000	0.0000
2,000,000,001	3,000,000,000	0.0000	8.1023	0.0000	0.0000	0.0000	0.0000	0.0000
3,000,000,001	Above	0.0000	0.0000	0.0000	0.0000	0.0000	0.0000	0.0000

**PROFIT RATES - FOR THE MONTH OF DECEMBER 2021**

Amount Range		MIB Na'mat Plus TD 3 Years Maturity	MIB Na'mat Plus TD 5 Years Monthly	MIB Na'mat Plus TD 5 Years Quarterly	MIB Na'mat Plus TD 5 Years Maturity
From	to	Profit Rates	Profit Rates	Profit Rates	Profit Rates
0	100,000	0.0000	4.4263	0.0000	0.0000
100,001	1,000,000	4.5111	4.4864	0.0000	4.5370
1,000,001	25,000,000	0.0000	5.4769	0.0000	0.0000
25,000,001	50,000,000	0.0000	0.0000	0.0000	0.0000
50,000,001	100,000,000	0.0000	0.0000	0.0000	0.0000
100,000,001	250,000,000	0.0000	0.0000	0.0000	0.0000
250,000,001	500,000,000	0.0000	0.0000	0.0000	0.0000
500,000,001	750,000,000	0.0000	0.0000	0.0000	0.0000
750,000,001	1,000,000,000	0.0000	0.0000	0.0000	0.0000
1,000,000,001	2,000,000,000	0.0000	0.0000	0.0000	0.0000
2,000,000,001	3,000,000,000	0.0000	0.0000	0.0000	0.0000
3,000,000,001	Above	0.0000	0.0000	0.0000	0.0000

Amount Range		MIB Aasoodgi Term Deposit	Amount Range		MIB Na'mat Premium Plus TD 1 Year Monthly	MIB Na'mat Premium Plus TD 3 Years Monthly
From	to	Profit Rates	From	to	Profit Rates	Profit Rates
0	50,000	7.4027	0	5,000,000	7.1223	7.1329
50,001	500,000	7.4027	5,000,001	10,000,000	7.1329	7.1824
500,001	1,000,000	7.4027	10,000,001	and above	7.1624	7.5028
1,000,001	5,000,000	7.4027				
5,000,001	25,000,000	7.4027				
25,000,001	50,000,000	0.0000				
50,000,001	75,000,000	0.0000				
75,000,001	100,000,000	0.0000				
100,000,001	250,000,000	0.0000				
250,000,001	500,000,000	0.0000				
500,000,001	750,000,000	0.0000				
750,000,001	1,000,000,000	0.0000				
1,000,000,001	2,000,000,000	0.0000				
2,000,000,001	3,000,000,000	0.0000				
3,000,000,001	Above	0.0000				

Amount Range		MIB Na'mat TD 1 Month Maturity	MIB FI TD 1 Month Maturity	MIB Na'mat TD 3 Months Maturity	MIB Na'mat TD 6Months Maturity	MIB Na'mat TD 1 Year Monthly	MIB Na'mat TD 1 Year Quarterly	MIB Na'mat TD 1 Year Maturity
From	to	Profit Rate	Profit Rate	Profit Rate	Profit Rate	Profit Rate	Profit Rate	Profit Rate
0	and above	0.0000	0.0000	0.0000	0.0000	0.0000	0.0000	9.2036

Amount Range		MIB Na'mat TD 2 Years Monthly	MIB Na'mat TD 2 Years Quarterly	MIB Na'mat TD 2 Years Maturity	MIB Na'mat TD 3 Years Monthly	MIB Na'mat TD 3 Years Quarterly	MIB Na'mat TD 3 Years Maturity	MIB Na'mat TD 5 Years Monthly
From	to	Profit Rate	Profit Rate	Profit Rate	Profit Rate	Profit Rate	Profit Rate	Profit Rate
0	and above	0.0000	0.0000	0.0000	0.0000	0.0000	0.0000	0.0000

*[Handwritten signatures]*

**PROFIT RATES - FOR THE MONTH OF DECEMBER 2021**

Amount Range		MIB Na'mat TD 5 Years Quarterly	MIB Na'mat TD 5 Years Maturity
From	to	Profit Rate	Profit Rate
0	and above	0.0000	0.0000


Amount Range		MIB Na'mat Plus FCY TD 1 Month Maturity	MIB Na'mat Plus FCY TD 3 Months Monthly	MIB Na'mat Plus FCY TD 3 Months Maturity	MIB Na'mat Plus FCY TD 6 Months Monthly	MIB Na'mat Plus FCY TD 6 Months Maturity	MIB Na'mat Plus FCY TD 1 Year Monthly	MIB Na'mat Plus FCY TD 1 Year Maturity
From	to	Profit Rates	Profit Rates	Profit Rates	Profit Rates	Profit Rates	Profit Rates	Profit Rates
0	25,000	0.0000	0.0000	0.0000	0.0000	0.0000	0.0000	0.0000
25,001	50,000	0.0000	0.0000	0.0000	0.0000	0.0000	0.0000	0.0000
50,001	250,000	0.0000	0.0000	0.0000	0.0000	0.0000	0.0000	0.0000
250,001	500,000	0.0000	0.0000	0.0000	0.0000	0.0000	0.0000	0.0000
500,001	and above	0.0000	0.0000	0.0000	0.0000	0.0000	0.0000	0.0000

Amount Range		MIB Na'mat Plus FCY TD 2 Years Monthly	MIB Na'mat Plus FCY TD 2 Years Maturity	MIB Na'mat Plus FCY TD 3 Years Monthly	MIB Na'mat Plus FCY TD 3 Years Maturity
From	to	Profit Rates	Profit Rates	Profit Rates	Profit Rates
0	25,000	0.0000	0.0000	0.0000	0.0000
25,001	50,000	0.0000	0.0000	0.0000	0.0000
50,001	250,000	0.0000	0.0000	0.0000	0.0000
250,001	500,000	0.0000	0.0000	0.0000	0.0000
500,001	and above	0.0000	0.0000	0.0000	0.0000

Amount Range		Advance Security Receipt - Advance Rentals	Advance Security Receipt - Bank Guarantee	Advance Security Receipt - Car Ijarah	Advance Security Receipt - DM Other	Advance Security Receipt - DM Staff	Advance Security Receipt - Equipment Ijarah	Advance Security Receipt - LC Service Ijarah
From	to	Profit Rate	Profit Rate	Profit Rate	Profit Rate	Profit Rate	Profit Rate	Profit Rate
0	and above	0.0400	0.0400	0.0400	0.0400	0.0400	0.0400	0.0000

Amount Range		Advance Security Receipt - LC under Murabaha	Advance Security Receipt - Others	Advance Security Receipt - FCY Others	SBP- IWS Corporate & Commercial ATL	SBP- IWS SME ATL	SBP- IWS Corporate & Commercial Non - ATL	SBP- IWS SME Non - ATL
From	to	Profit Rate	Profit Rate	Profit Rate	Profit Rate	Profit Rate	Profit Rate	Profit Rate
0	and above	0.0400	0.0400	0.0035	0.0400	0.0400	0.0000	0.0000

Amount Range		SBP- IRFCC upto 5 Years	SBP- ITERF upto 10 Years	SBP- ILTFF upto 3 Years	SBP- ILTFF more than 3 Years & upto 5 Years	SBP- ILTFF more than 5 Years & upto 10 Years	SBP- IFRE Category I	SBP- IFRE Category II
From	to	Profit Rate	Profit Rate	Profit Rate	Profit Rate	Profit Rate	Profit Rate	Profit Rate
0	and above	0.0400	1.0000	0.0000	0.0000	2.0011	3.0011	2.0011



**PROFIT RATES - FOR THE MONTH OF DECEMBER 2021**

Amount Range		SBP- IFRE Category III	SBP- IFFSAP SME	SBP- IRFMS	SBP- IWCF
From	to	Profit Rate	Profit Rate	Profit Rate	Profit Rate
0	and above	0.0000	0.0000	0.0000	0.0000

PROFIT SHARING RATIO	
Rabbul Maal (Depositor)	50%
Mudarib (Bank)	50%

Recommended By:




Department Head - Pool Management




Divisional Head - FCG

Approved By:



Mufti Syed Sabir Hussain  
Resident Shari'ah Board Member



Syed Iftikhar Hussain Rizvi  
Chief Financial Officer