

**PROFIT RATE - FOR THE MONTH OF May 2026**

Amount Range		MCB Islamic Asaan Saving Account	MCB Islamic Asaan Remittance Saving Account	MCB Islamic Asaan Digital Saving Account	MCB Islamic Asaan Digital Remittance Saving	MCB Islamic Juniors Club Account	MCB Islamic Remunerative Current Account	MCB Islamic Niswaan Saving Account	MCB ISLAMIC - HAJJ & UMRAH SAVING ACCOUNT
From	to	Profit Rate	Profit Rate	Profit Rate	Profit Rate	Profit Rate	Profit Rate	Profit Rate	Profit Rate
0	and above	7.0250	7.0250	7.0250	7.0250	7.0250	0.4903	7.0250	7.0250

Amount Range		MCB Islamic Freelancer Imaan Saving Account - PKR	MCB Islamic Freelancer Digital Saving Account - PKR	MCB Islamic Prime Saving Account - PKR	MCB Islamic Shandaar Saving Account - PKR	Mcb Islamic Parvaan Saving Account - PKR	MCB Islamic PayFlex Saving Account - PKR	MCB Islamic Pensioner Saving Account - PKR
From	to	Profit Rate	Profit Rate	Profit Rate	Profit Rate	Profit Rate	Profit Rate	Profit Rate
0	and above	7.0250	7.0250	7.0250	7.0250	7.0250	7.0250	7.0250

Amount Range		Mcb Islamic Aasoodgi Saving Account - PKR
From	to	Profit Rate
0	500000	7.0250
500000	5000000	7.0474
5000000	10000000	7.0697
10000000	50000000	7.0921
50000000	and above	0.0000

Amount Range		MCB Islamic Imaan Saving Account - USD	MCB Islamic Imaan Saving Account - GBP	MCB Islamic Imaan Saving Account - EUR	MCB Islamic Imaan Saving Account - CNY	MCB Islamic Freelancer Digital Saving - USD	MCB Islamic Freelancer Digital Saving Account - GBP	MCB Islamic Freelancer Digital Saving Account - EUR
From	to	Profit Rate	Profit Rate	Profit Rate	Profit Rate	Profit Rate	Profit Rate	Profit Rate
0	25000	0.3047	0.1104	0.1341	0.0000	0.0000	0.0000	0.0000
25,001	100,000	2.4777						
100,001	and above	2.7526						

Amount Range		MCB Islamic Barkat Saving Account	Amount Range		MCB Islamic Barkat Saving Premium Account	Amount Range		MCB Islamic Barkat Super Saving Account
From	to	Profit Rate	From	to	Profit Rate	From	to	Profit Rate
0	25,000	7.0250	0	5,000,000	7.0250	0	50,000,000	7.0250
25,001	500,000	7.0474	5,000,001	50,000,000	7.0474	50,000,001	100,000,000	7.0474
500,001	5,000,000	7.0697	50,000,001	100,000,000	7.0697	100,000,001	250,000,000	7.0697
5,000,001	50,000,000	7.0921	100,000,001	250,000,000	7.0921	250,000,001	500,000,000	0.0000
50,000,001	250,000,000	7.1144	250,000,001	500,000,000	0.0000	500,000,001	1,000,000,000	0.0000
250,000,001	500,000,000	7.1368	500,000,001	1,000,000,000	0.0000	1,000,000,001	2,000,000,000	0.0000
500,000,001	750,000,000	0.0000	1,000,000,001	2,000,000,000	0.0000	2,000,000,001	3,000,000,000	0.0000
750,000,001	1,000,000,000	0.0000	2,000,000,001	3,000,000,000	0.0000	3,000,000,001	4,000,000,000	0.0000
1,000,000,001	and above	0.0000	3,000,000,001	and above	0.0000	4,000,000,001	and above	0.0000

Amount Range		MCB Islamic Barkat Saving Plus Account	Amount Range		MCB Islamic Rozana Bachat Saving Account	Amount Range		MCB Islamic Rozana Bachat Saving Plus Account
From	To	Profit Rate	From	to	Profit Rate	From	to	Profit Rate
-	100,000	7.0250	0	25,000	7.0250	0	100,000	7.0250
100,001	1,000,000	7.0474	25,001	500,000	7.0474	100,001	1,000,000	7.0474
1,000,001	10,000,000	7.0697	500,001	1,000,000	7.0697	1,000,001	10,000,000	7.0697
10,000,001	50,000,000	7.0921	1,000,001	5,000,000	7.0921	10,000,001	50,000,000	7.0921
50,000,001	250,000,000	7.1144	5,000,001	10,000,000	7.1144	50,000,001	250,000,000	0.0000
250,000,001	500,000,000	0.0000	10,000,001	25,000,000	7.1368	250,000,001	500,000,000	0.0000
500,000,001	750,000,000	0.0000	25,000,001	50,000,000	7.1591	500,000,001	750,000,000	0.0000
750,000,001	1,000,000,000	0.0000	50,000,001	100,000,000	7.1815	750,000,001	1,000,000,000	0.0000
1,000,000,001	2,000,000,000	0.0000	100,000,001	200,000,000	7.2038	1,000,000,001	2,000,000,000	0.0000
2,000,000,001	Above	0.0000	200,000,001	300,000,000	0.0000	2,000,000,001	and above	0.0000
			300,000,001	and above	0.0000			


**PROFIT RATE - FOR THE MONTH OF May 2026**

Amount Range		MCB Islamic Rozana Bachat Saving Premium Account	Amount Range		MCB Islamic Rozana Bachat Super Saving Account	Amount Range		MCB Islamic Financial Institution Saving Account
From	to	Profit Rate	From	to	Profit Rate	From	to	Profit Rate
0	5,000,000	7.0250	0	50,000,000	7.0250	0	50,000,000	0.0000
5,000,001	50,000,000	7.0474	50,000,001	100,000,000	7.0474	50,000,001	100,000,000	0.0000
50,000,001	100,000,000	7.0697	100,000,001	250,000,000	7.0697	100,000,001	200,000,000	4.4656
100,000,001	250,000,000	7.0921	250,000,001	500,000,000	7.0921	200,000,001	500,000,000	5.7499
250,000,001	500,000,000	7.1144	500,000,001	1,000,000,000	7.1144	500,000,001	1,000,000,000	6.0286
500,000,001	1,000,000,000	0.0000	1,000,000,001	2,000,000,000	7.1368	1,000,000,001	2,000,000,000	6.6425
1,000,000,001	2,000,000,000	0.0000	2,000,000,001	3,000,000,000	7.1591	2,000,000,001	3,000,000,000	7.4247
2,000,000,001	3,000,000,000	0.0000	3,000,000,001	4,000,000,000	0.0000	3,000,000,001	and above	7.9833
3,000,000,001	and above	0.0000	4,000,000,001	and above	7.2038			

Amount Range		Mcb Islamic Barkat Saving Account (Large Corporates)	Amount Range		Mcb Islamic Barkat Saving Plus Account (Large Corporates)	Amount Range		Mcb Islamic Barkat Saving Premium Account (Large Corporates)
From	to	Profit Rate	From	to	Profit Rate	From	to	Profit Rate
0	25,000	4.1869	0	100,000	4.2395	0	5,000,000	4.2421
25,000	500,000	4.2460	100,000	1,000,000	4.2960	5,000,000	50,000,000	4.2986
500,000	5,000,000	4.4143	1,000,000	10,000,000	4.3512	50,000,000	100,000,000	4.5221
5,000,000	50,000,000	4.4695	10,000,000	50,000,000	0.0000	100,000,000	250,000,000	4.8008
50,000,000	250,000,000	4.5260	50,000,000	250,000,000	0.0000	250,000,000	500,000,000	0.0000
250,000,000	500,000,000	0.0000	250,000,000	500,000,000	0.0000	500,000,000	1,000,000,000	0.0000
500,000,000	750,000,000	0.0000	500,000,000	750,000,000	0.0000	1,000,000,000	2,000,000,000	0.0000
750,000,000	1,000,000,000	0.0000	750,000,000	1,000,000,000	0.0000	2,000,000,000	3,000,000,000	0.0000
1,000,000,000	and above	0.0000	1,000,000,000	2,000,000,000	0.0000	3,000,000,000	and above	0.0000
			2,000,000,000	and above	0.0000			

Amount Range		Mcb Islamic Barkat Super Saving Account (Large Corporates)	Amount Range		Mcb Islamic Rozana Bachat Saving Account (Large Corporates)	Amount Range		Mcb Islamic Rozana Bachat Saving Plus Account (Large Corporates)
From	to	Profit Rate	From	to	Profit Rate	From	to	Profit Rate
0	50,000,000	4.3538	0	25,000	4.1869	0	100,000	0.0000
50,000,000	100,000,000	0.0000	25,000	50,000,000	0.0000	100,000	1,000,000	0.0000
100,000,000	250,000,000	0.0000	50,000,000	1,000,000	0.0000	1,000,000	10,000,000	4.2986
250,000,000	500,000,000	0.0000	1,000,000	5,000,000	0.0000	10,000,000	50,000,000	4.1317
500,000,000	1,000,000,000	5.6382	5,000,000	10,000,000	0.0000	50,000,000	250,000,000	4.8573
1,000,000,000	2,000,000,000	0.0000	10,000,000	25,000,000	0.0000	250,000,000	500,000,000	5.1925
2,000,000,000	3,000,000,000	0.0000	25,000,000	50,000,000	0.0000	500,000,000	750,000,000	4.9125
3,000,000,000	4,000,000,000	0.0000	50,000,000	100,000,000	0.0000	750,000,000	1,000,000,000	4.8008
4,000,000,000	and above	0.0000	100,000,000	200,000,000	0.0000	1,000,000,000	2,000,000,000	6.4203
			200,000,000	300,000,000	0.0000	2,000,000,000	and above	6.4203
			300,000,000	and above	0.0000			

Amount Range		Mcb Islamic Rozana Bachat Saving Premium Account (Large Corporates)	Amount Range		Mcb Islamic Rozana Bachat Super Saving Account (Large Corporates)
From	to	Profit Rate	From	to	Profit Rate
0	5,000,000	4.2421	0	50,000,000	4.4656
5,000,000	50,000,000	4.2986	50,000,000	100,000,000	5.3029
50,000,000	100,000,000	4.5773	100,000,000	250,000,000	5.3595
100,000,000	250,000,000	4.6890	250,000,000	500,000,000	5.5264
250,000,000	500,000,000	5.5264	500,000,000	1,000,000,000	5.5830
500,000,000	1,000,000,000	5.7499	1,000,000,000	2,000,000,000	5.6382
1,000,000,000	2,000,000,000	6.4203	2,000,000,000	3,000,000,000	5.6947
2,000,000,000	3,000,000,000	6.6425	3,000,000,000	4,000,000,000	5.6382
3,000,000,000	and above	0.0000	4,000,000,000	and above	5.6947




**PROFIT RATE - FOR THE MONTH OF May 2026**

Amount Range		Mcb Islamic Imaan Saving Account (Large Corporates)	Mcb Islamic Shandaar Saving Account (Large Corporates)
From	to	Profit Rate	Profit Rate
0	and above	4.2421	4.2421

Amount Range		MCB Islamic Na'mat Plus TD 1 Month Maturity	MCB Islamic Na'mat Plus TD 2 Months Maturity	MCB Islamic Na'mat Plus TD 3 Months Monthly	MCB Islamic Na'mat Plus TD 3Months Maturity	MCB Islamic Na'mat Plus TD 6 Months Monthly	MCB Islamic Na'mat Plus TD 6 Months Maturity	MCB Islamic Na'mat Plus TD 1 Year Monthly
From	to	Profit Rate	Profit Rate	Profit Rate	Profit Rate	Profit Rate	Profit Rate	Profit Rate
0	100,000	0.0000	0.0000	4.7456	4.8008	0.0000	4.8573	4.8573
100,001	1,000,000	4.7009	0.0000	4.8126	4.8691	4.8126	4.9244	4.9244
1,000,001	25,000,000	5.2491	0.0000	0.0000	5.4160	5.3608	5.4725	5.4725
25,000,001	50,000,000	0.0000	0.0000	0.0000	0.0000	0.0000	0.0000	0.0000
50,000,001	100,000,000	5.8643	0.0000	0.0000	0.0000	0.0000	0.0000	5.8643
100,000,001	250,000,000	0.0000	0.0000	0.0000	0.0000	0.0000	0.0000	6.1430
250,000,001	500,000,000	0.0000	0.0000	0.0000	0.0000	0.0000	0.0000	0.0000
500,000,001	750,000,000	0.0000	0.0000	0.0000	0.0000	0.0000	0.0000	0.0000
750,000,001	1,000,000,000	0.0000	0.0000	0.0000	0.0000	0.0000	0.0000	0.0000
1,000,000,001	2,000,000,000	0.0000	0.0000	0.0000	0.0000	0.0000	0.0000	0.0000
2,000,000,001	3,000,000,000	0.0000	0.0000	0.0000	0.0000	0.0000	0.0000	0.0000
3,000,000,001	Above	0.0000	0.0000	0.0000	0.0000	0.0000	0.0000	0.0000

Amount Range		MCB Islamic Na'mat Plus TD 1 Year Quarterly	MCB Islamic Na'mat Plus TD 1 Year Maturity	MCB Islamic Na'mat Plus TD 2 Years Monthly	MCB Islamic Na'mat Plus TD 2 Years Quarterly	MCB Islamic Na'mat Plus TD 2 Years Maturity	MCB Islamic Na'mat Plus TD 3 Years Monthly	MCB Islamic Na'mat Plus TD 3 Years Quarterly
From	to	Profit Rate	Profit Rate	Profit Rate	Profit Rate	Profit Rate	Profit Rate	Profit Rate
0	100,000	4.9112	4.9677	0.0000	0.0000	5.1347	0.0000	0.0000
100,001	1,000,000	4.9796	5.0335	4.9783	5.0913	5.2017	5.0913	5.2017
1,000,001	25,000,000	0.0000	5.5816	0.0000	5.6382	0.0000	0.0000	0.0000
25,000,001	50,000,000	0.0000	0.0000	0.0000	0.0000	0.0000	0.0000	0.0000
50,000,001	100,000,000	0.0000	0.0000	0.0000	0.0000	0.0000	0.0000	0.0000
100,000,001	250,000,000	0.0000	0.0000	0.0000	0.0000	0.0000	0.0000	0.0000
250,000,001	500,000,000	0.0000	0.0000	0.0000	0.0000	0.0000	0.0000	0.0000
500,000,001	750,000,000	0.0000	0.0000	0.0000	0.0000	0.0000	0.0000	0.0000
750,000,001	1,000,000,000	0.0000	0.0000	0.0000	0.0000	0.0000	0.0000	0.0000
1,000,000,001	2,000,000,000	0.0000	0.0000	0.0000	0.0000	0.0000	0.0000	0.0000
2,000,000,001	3,000,000,000	0.0000	0.0000	0.0000	0.0000	0.0000	0.0000	0.0000
3,000,000,001	Above	0.0000	0.0000	0.0000	0.0000	0.0000	0.0000	0.0000

Amount Range		MCB Islamic Na'mat Plus TD 3 Years Maturity	MCB Islamic Na'mat Plus TD 5 Years Monthly	MCB Islamic Na'mat Plus TD 5 Years Quarterly	MCB Islamic Na'mat Plus TD 5 Years Maturity	Amount Range		MCB Islamic Aasoodgi Term Deposit
From	to	Profit Rate	Profit Rate	Profit Rate	Profit Rate	From	to	Profit Rate
0	100,000	0.0000	0.0000	0.0000	0.0000	0	50,000	8.3738
100,001	1,000,000	0.0000	5.2017	0.0000	5.4252	50,001	500,000	8.3738
1,000,001	25,000,000	0.0000	5.5251	0.0000	0.0000	500,001	1,000,000	8.3738
25,000,001	50,000,000	0.0000	0.0000	0.0000	0.0000	1,000,001	5,000,000	8.3738
50,000,001	100,000,000	0.0000	0.0000	0.0000	0.0000	5,000,001	25,000,000	8.3738
100,000,001	250,000,000	0.0000	0.0000	0.0000	0.0000	25,000,001	50,000,000	8.3738
250,000,001	500,000,000	0.0000	0.0000	0.0000	0.0000	50,000,001	75,000,000	0.0000
500,000,001	750,000,000	0.0000	0.0000	0.0000	0.0000	75,000,001	100,000,000	0.0000
750,000,001	1,000,000,000	0.0000	0.0000	0.0000	0.0000	100,000,001	250,000,000	0.0000
1,000,000,001	2,000,000,000	0.0000	0.0000	0.0000	0.0000	250,000,001	500,000,000	0.0000
2,000,000,001	3,000,000,000	0.0000	0.0000	0.0000	0.0000	500,000,001	750,000,000	0.0000
3,000,000,001	Above	0.0000	0.0000	0.0000	0.0000	750,000,001	1,000,000,000	0.0000
						1,000,000,001	2,000,000,000	0.0000
						2,000,000,001	3,000,000,000	0.0000
						3,000,000,001	Above	0.0000



**PROFIT RATE - FOR THE MONTH OF May 2026**

Amount Range		MCB Islamic Na'mat Premium Plus TD 1 Year Monthly	MCB Islamic Na'mat Premium Plus TD 3 Years Monthly
From	to	Profit Rate	Profit Rate
0	5,000,000	8.3738	6.1969
5,000,001	10,000,000	8.2620	0.0000
10,000,001	and above	8.1503	6.4203

Amount Range		MCB Islamic Na'mat TD 1 Month Maturity	MCB Islamic FI TD 1 Month Maturity	MCB Islamic Na'mat TD 3 Months Maturity	MCB Islamic Na'mat TD 6Months Maturity	MCB Islamic FI TD 6-M Monthly	MCB Islamic Na'mat TD 1 Year Quarterly
From	to	Profit Rate	Profit Rate	Profit Rate	Profit Rate	Profit Rate	Profit Rate
0	and above	4.5221	0.0000	4.5221	5.1912	0.0000	0.0000

Amount Range		MCB Islamic Na'mat TD 1 Year Monthly	MCB Islamic Na'mat TD 1 Year Maturity
From	to	Profit Rate	Profit Rate
0	10,000,000	6.5308	8.4855
10,000,001	25,000,000	6.5308	8.5972
25,000,001	50,000,000	7.5364	0.0000
50,000,001	100,000,000	0.0000	0.0000
100,000,001	and above	0.0000	7.7020

Amount Range		MCB ISLAMIC NISWAAN TERM DEPOSITS - 6 MONTH MONTHLY	MCB ISLAMIC NISWAAN TERM DEPOSITS - 1 YEAR MONTHLY	MCB ISLAMIC NISWAAN TERM DEPOSITS - 3 YEAR MONTHLY
From	to	Profit Rate	Profit Rate	Profit Rate
-	50,000	0.0000	0.0000	0.0000
50,000	500,000	4.6890	0.0000	0.0000
500,000	5,000,000	5.3043	0.0000	0.0000
5,000,000	10,000,000	0.0000	0.0000	0.0000
10,000,000	and above	0.0000	0.0000	0.0000

Amount Range		MCB Islamic Na'mat TD 2 Years Monthly	MCB Islamic Na'mat TD 2 Years Quarterly	MCB Islamic Na'mat TD 2 Years Maturity	MCB Islamic Na'mat TD 3 Years Monthly	MCB Islamic Na'mat TD 3 Years Quarterly	MCB Islamic Na'mat TD 3 Years Maturity	MCB Islamic Na'mat TD 5 Years Monthly
From	to	Profit Rate	Profit Rate	Profit Rate	Profit Rate	Profit Rate	Profit Rate	Profit Rate
0	and above	4.5221	0.0000	4.6338	5.0795	5.3029	0.0000	5.3029

Amount Range		MCB Islamic Na'mat TD 5 Years Quarterly	MCB Islamic Na'mat TD 5 Years Maturity
From	to	Profit Rate	Profit Rate
0	and above	0.0000	0.0000

Amount Range		MCB Islamic Na'mat Plus FCY TD 1 Month Maturity - USD	MCB Islamic Na'mat Plus FCY TD 1 Month Maturity - GBP	MCB Islamic Na'mat Plus FCY TD 1 Month Maturity - EUR	MCB Islamic Na'mat Plus FCY TD 3 Months Monthly - CNY	MCB Islamic Na'mat Plus FCY TD 3 Months Monthly - USD	MCB Islamic Na'mat Plus FCY TD 3 Months Monthly - GBP	MCB Islamic Na'mat Plus FCY TD 3 Months Monthly - EUR	MCB Islamic Na'mat Plus FCY TD 3 Months Monthly - CNY	MCB Islamic Na'mat Plus FCY TD 3 Months Maturity - USD
From	to	Profit Rate	Profit Rate	Profit Rate	Profit Rate	Profit Rate	Profit Rate	Profit Rate	Profit Rate	Profit Rate
0	25,000	0.0000	0.0000	0.0000	0.0000	0.0000	0.0000	0.0000	0.0000	0.1413
25,001	50,000	0.0000	0.0000	0.0000	0.0000	0.0000	0.0000	0.0000	0.0000	0.0000
50,001	250,000	3.3581	0.0000	0.0000	0.0000	0.0000	0.0000	0.0000	0.0000	3.3036
250,001	500,000	0.0000	0.0000	0.0000	0.0000	0.0000	0.0000	0.0000	0.0000	3.4683
500,001	and above	0.0000	0.0000	0.0000	0.0000	0.0000	0.0000	0.0000	0.0000	3.5240

Amount Range		MCB Islamic Na'mat Plus FCY TD 3 Months Maturity - GBP	MCB Islamic Na'mat Plus FCY TD 3 Months Maturity - EUR	MCB Islamic Na'mat Plus FCY TD 3 Months Maturity - CNY	MCB Islamic Na'mat Plus FCY TD 3 Months Monthly - USD	MCB Islamic Na'mat Plus FCY TD 6 Months Monthly - GBP	MCB Islamic Na'mat Plus FCY TD 6 Months Monthly - EUR	MCB Islamic Na'mat Plus FCY TD 6 Months Monthly - CNY	MCB Islamic Na'mat Plus FCY TD 6 Months Maturity - USD	MCB Islamic Na'mat Plus FCY TD 6 Months Maturity - GBP
From	to	Profit Rate	Profit Rate	Profit Rate	Profit Rate	Profit Rate	Profit Rate	Profit Rate	Profit Rate	Profit Rate
0	25,000	0.0000	0.0000	0.0000	0.0000	0.0000	0.0000	0.0000	0.0000	0.0000
25,001	50,000	0.0000	0.0000	0.0000	0.0000	0.0000	0.0000	0.0000	0.0000	0.0000
50,001	250,000	0.0000	0.0000	0.0000	0.0000	0.0000	0.0000	0.0000	0.1815	0.0000
250,001	500,000	0.0000	0.0000	0.0000	0.0000	0.0000	0.0000	0.0000	0.1854	0.0000
500,001	and above	0.0000	0.0000	0.0000	0.0000	0.0000	0.0000	0.0000	0.1984	0.0000

**PROFIT RATE - FOR THE MONTH OF May 2026**

Amount Range		MCB Islamic Na'mat Plus FCY TD 6 Months Maturity - EUR	MCB Islamic Na'mat Plus FCY TD 6 Months Maturity - CNY	MCB Islamic Na'mat Plus FCY TD 1 Year Monthly - USD	MCB Islamic Na'mat Plus FCY TD 1 Year Monthly - GBP	MCB Islamic Na'mat Plus FCY TD 1 Year Monthly - EUR	MCB Islamic Na'mat Plus FCY TD 1 Year Monthly - CNY	MCB Islamic Na'mat Plus FCY TD 1 Year Maturity - USD	MCB Islamic Na'mat Plus FCY TD 1 Year Maturity - GBP	MCB Islamic Na'mat Plus FCY TD 1 Year Maturity - EUR
From	to	Profit Rate	Profit Rate	Profit Rate	Profit Rate	Profit Rate	Profit Rate	Profit Rate	Profit Rate	Profit Rate
0	25,000	0.0000	0.0000	0.1647	0.0000	0.0000	0.0000	3.3036	0.0000	0.0000
25,001	50,000	0.0000	0.0000	0.0000	0.0000	0.0000	0.0000	3.4138	0.0000	0.0000
50,001	250,000	0.0000	0.0000	0.0000	0.0000	0.0000	0.0000	3.4683	0.0000	0.0000
250,001	500,000	0.0000	0.0000	0.0000	0.0000	0.0000	0.0000	0.0000	0.0000	0.0000
500,001	and above	0.0000	0.0000	0.0000	0.0000	0.0000	0.0000	3.5785	0.0000	0.0000

Amount Range		MCB Islamic Na'mat Plus FCY TD 1 Year Maturity - CNY	MCB Islamic Na'mat Plus FCY TD 2 Years Monthly - USD	MCB Islamic Na'mat Plus FCY TD 2 Years Monthly - GBP	MCB Islamic Na'mat Plus FCY TD 2 Years Monthly - EUR	MCB Islamic Na'mat Plus FCY TD 2 Years Monthly - CNY	MCB Islamic Na'mat Plus FCY TD 2 Years Maturity - USD	MCB Islamic Na'mat Plus FCY TD 2 Years Maturity - GBP	MCB Islamic Na'mat Plus FCY TD 2 Years Maturity - EUR	MCB Islamic Na'mat Plus FCY TD 2 Years Maturity - CNY
From	to	Profit Rate	Profit Rate	Profit Rate	Profit Rate	Profit Rate	Profit Rate	Profit Rate	Profit Rate	Profit Rate
0	25,000	0.0000	0.0000	0.0000	0.0000	0.0000	0.0000	0.0000	0.0000	0.0000
25,001	50,000	0.0000	0.0000	0.0000	0.0000	0.0000	0.0000	0.0000	0.0000	0.0000
50,001	250,000	0.0000	0.0000	0.0000	0.0000	0.0000	0.0000	0.0000	0.0000	0.0000
250,001	500,000	0.0000	0.0000	0.0000	0.0000	0.0000	0.0000	0.0000	0.0000	0.0000
500,001	and above	0.0000	0.0000	0.0000	0.0000	0.0000	0.0000	0.0000	0.0000	0.0000

Amount Range		MCB Islamic Na'mat Plus FCY TD 3 Years Monthly - USD	MCB Islamic Na'mat Plus FCY TD 3 Years Monthly - GBP	MCB Islamic Na'mat Plus FCY TD 3 Years Monthly - EUR	MCB Islamic Na'mat Plus FCY TD 3 Years Monthly - CNY	MCB Islamic Na'mat Plus FCY TD 3 Years Maturity - USD	MCB Islamic Na'mat Plus FCY TD 3 Years Maturity - GBP	MCB Islamic Na'mat Plus FCY TD 3 Years Maturity - EUR	MCB Islamic Na'mat Plus FCY TD 3 Years Maturity - CNY
From	to	Profit Rate	Profit Rate	Profit Rate	Profit Rate	Profit Rate	Profit Rate	Profit Rate	Profit Rate
0	25,000	0.0000	0.0000	0.0000	0.0000	0.0000	0.0000	0.0000	0.0000
25,001	50,000	0.0000	0.0000	0.0000	0.0000	0.0000	0.0000	0.0000	0.0000
50,001	250,000	0.0000	0.0000	0.0000	0.0000	0.0000	0.0000	0.0000	0.0000
250,001	500,000	0.0000	0.0000	0.0000	0.0000	0.0000	0.0000	0.0000	0.0000
500,001	and above	0.0000	0.0000	0.0000	0.0000	0.0000	0.0000	0.0000	0.0000

Amount Range		Advance Security Receipt - Advance Rentals	Advance Security Receipt - Bank Guarantee	Advance Security Receipt - Car Ijarah	Advance Security Receipt - DM Other	Advance Security Receipt - DM Staff	Advance Security Receipt - Equipment Ijarah	Advance Security Receipt - LC Service Ijarah
From	to	Profit Rate	Profit Rate	Profit Rate	Profit Rate	Profit Rate	Profit Rate	Profit Rate
0	and above	0.0447	0.0447	0.0447	0.0447	0.0447	0.0447	0.0000

Amount Range		Advance Security Receipt - LC under Murabaha	Advance Security Receipt - Others	Advance Security Receipt - FCY Others USD	Advance Security Receipt - FCY Others CNY	Main Collection Savings Account (RASR)	Main Disbursement Savings Account (RASR)	SBP- IWS Corporate & Commercial ATL	SBP- IWS SME ATL
From	to	Profit Rate	Profit Rate	Profit Rate	Profit Rate	Profit Rate	Profit Rate	Profit Rate	Profit Rate
0	and above	0.0447	0.0447	0.0039	0.0000	0.0447	0.0447	0.0000	0.0000

Amount Range		SBP- IWS Corporate & Commercial Non - ATL	SBP- IWS SME Non - ATL	SBP- IRFCC upto 5 Years	SBP- ITERF upto 10 Years	SBP- ILTFF upto 3 Years	SBP- ILTFF more than 3 Years & upto 5 Years	SBP- ILTFF more than 5 Years & upto 10 Years
From	to	Profit Rate	Profit Rate	Profit Rate	Profit Rate	Profit Rate	Profit Rate	Profit Rate
0	and above	0.0000	0.0000	0.0000	1.1161	0.0000	0.0000	2.2334





**PROFIT RATE - FOR THE MONTH OF May 2026**

Amount Range		SBP- ILTF more than 5 Years & upto 10 Years - 7%	SBP- ILTF more than 5 Years & upto 10 Years - 10%	SBP- IFRE Category I	SBP- IFRE Category II	SBP- IFRE Category III	SBP- IFFSAP SME	SBP- IRFMS SAVINGS ACCOUNT - SME CUSTOMERS - CIRC. 03 OF 2019
From	to	Profit Rate	Profit Rate	Profit Rate	Profit Rate	Profit Rate	Profit Rate	Profit Rate
0	and above	4.4656	7.8151	3.3495	2.2334	0.0000	2.2334	0.0000

Amount Range		SBP- IWCF	SBP- IFFSAP Corporate & Commercial upto 3 Years	SBP- IFFSAP Corp & Comm more than 3 Years & upto 5 Years	SBP- IRCGS-WE	SBP- IFFSAP Corp & Comm more than 5 Years upto 7 Years	SBP-ILTF SAVINGS ACCOUNT MORE THAN 5 & UPTO 10Y - 10%	SBP IRCGS-WE SAVINGS ACCOUNT UPTO 5Y - SME
From	to	Profit Rate	Profit Rate	Profit Rate	Profit Rate	Profit Rate	Profit Rate	Profit Rate
0	and above	0.0000	0.0000	0.0000	0.0000	0.0000	0.0000	0.0000

PROFIT SHARING RATIO	
Rabbul Maal (Depositor)	50%
Mudarib (Bank)	50%


Recommended By:


  
 Department Head - Pool Management

  
 Divisional Head - FCG

Approved By:

  
 Dr. Mufti Syed Sabir Hussain  
 Resident Shari'ah Board Member

  
 Syed Iftikhar Hussain Rizvi  
 Chief Financial Officer

  
 Kamran Azam  
 Jt. FCG