



25-Feb-19

PROFIT SHARING WEIGHTAGES - FOR THE MONTH OF MARCH 2019

MIB Na'mat Plus FD 1-M Maturity			
From	to	Weightages	
less than	25,000	0.3740	
25,001	100,000	0.3750	
100,001	500,000	0.3760	
500,001	1,000,000	0.3770	
1,000,001	5,000,000	0.3780	
5,000,001	10,000,000	0.6130	
10,000,001	20,000,000	0.6180	
20,000,001	30,000,000	0.6230	
30,000,001	40,000,000	0.6280	
40,000,001	50,000,000	0.6330	
50,000,001	60,000,000	0.6480	
60,000,001	70,000,000	0.6530	
70,000,001	80,000,000	0.6580	
80,000,001	90,000,000	0.6630	
90,000,001	100,000,000	0.6680	
100,000,001	250,000,000	0.7180	
250,000,001	500,000,000	0.8400	
500,000,001	750,000,000	0.8410	
750,000,001	1,000,000,000	0.8420	
1,000,000,001	and above	0.8430	

MIB Na'mat Plus FD 2-M Maturity			
From	to	Weightages	
less than	25,000	0.3750	
25,001	100,000	0.3760	
100,001	500,000	0.3770	
500,001	1,000,000	0.3780	
1,000,001	5,000,000	0.3790	
5,000,001	10,000,000	0.6140	
10,000,001	20,000,000	0.6190	
20,000,001	30,000,000	0.6240	
30,000,001	40,000,000	0.6290	
40,000,001	50,000,000	0.6340	
50,000,001	60,000,000	0.6490	
60,000,001	70,000,000	0.6540	
70,000,001	80,000,000	0.6590	
80,000,001	90,000,000	0.6640	
90,000,001	100,000,000	0.6690	
100,000,001	250,000,000	0.7190	
250,000,001	500,000,000	0.8410	
500,000,001	750,000,000	0.8420	
750,000,001	1,000,000,000	0.8430	
1,000,000,001	and above	0.8440	

MIB Na'mat Plus FD 3-M Monthly			
From	to	Weightages	
less than	25,000	0.3760	
25,001	100,000	0.3770	
100,001	500,000	0.3780	
500,001	1,000,000	0.3790	
1,000,001	5,000,000	0.3800	
5,000,001	10,000,000	0.6790	
10,000,001	20,000,000	0.6890	
20,000,001	30,000,000	0.6990	
30,000,001	40,000,000	0.7090	
40,000,001	50,000,000	0.7190	
50,000,001	60,000,000	0.7340	
60,000,001	70,000,000	0.7440	
70,000,001	80,000,000	0.7540	
80,000,001	90,000,000	0.7640	
90,000,001	100,000,000	0.7740	
100,000,001	250,000,000	0.7840	
250,000,001	500,000,000	0.7940	
500,000,001	750,000,000	0.8040	
750,000,001	1,000,000,000	0.8140	
1,000,000,001	and above	0.8240	

Said

Carbin

PROFIT SHARING WEIGHTAGES - FOR THE MONTH OF MARCH 2019

MMB Na'imat Plus TD 3-M Maturity			
From	to	Weightages	
less than	25,000	0.3770	
25,001	100,000	0.3780	
100,001	500,000	0.3790	
500,001	1,000,000	0.3800	
1,000,001	5,000,000	0.3810	
5,000,001	10,000,000	0.6800	
10,000,001	20,000,000	0.6900	
20,000,001	30,000,000	0.7000	
30,000,001	40,000,000	0.7100	
40,000,001	50,000,000	0.7200	
50,000,001	60,000,000	0.7350	
60,000,001	70,000,000	0.7450	
70,000,001	80,000,000	0.7550	
80,000,001	90,000,000	0.7650	
90,000,001	100,000,000	0.7750	
100,000,001	250,000,000	0.7850	
250,000,001	500,000,000	0.8770	
500,000,001	750,000,000	0.8830	
750,000,001	1,000,000,000	0.8150	
1,000,000,001	and above	0.8250	

MMB Na'imat Plus TD 6-M Monthly			
From	to	Weightages	
less than	25,000	0.3770	
25,001	100,000	0.3780	
100,001	500,000	0.3790	
500,001	1,000,000	0.3800	
1,000,001	5,000,000	0.3810	
5,000,001	10,000,000	0.6800	
10,000,001	20,000,000	0.6900	
20,000,001	30,000,000	0.7000	
30,000,001	40,000,000	0.7100	
40,000,001	50,000,000	0.7200	
50,000,001	60,000,000	0.7350	
60,000,001	70,000,000	0.7450	
70,000,001	80,000,000	0.7550	
80,000,001	90,000,000	0.7650	
90,000,001	100,000,000	0.7750	
100,000,001	250,000,000	0.7850	
250,000,001	500,000,000	0.7950	
500,000,001	750,000,000	0.8050	
750,000,001	1,000,000,000	0.8150	
1,000,000,001	and above	0.8250	

MMB Na'imat Plus TD 6-M Maturity			
From	to	Weightages	
less than	25,000	0.3780	
25,001	100,000	0.3790	
100,001	500,000	0.3800	
500,001	1,000,000	0.3810	
1,000,001	5,000,000	0.3820	
5,000,001	10,000,000	0.6810	
10,000,001	20,000,000	0.6910	
20,000,001	30,000,000	0.7010	
30,000,001	40,000,000	0.7110	
40,000,001	50,000,000	0.7210	
50,000,001	60,000,000	0.7360	
60,000,001	70,000,000	0.7460	
70,000,001	80,000,000	0.7560	
80,000,001	90,000,000	0.7660	
90,000,001	100,000,000	0.7760	
100,000,001	250,000,000	0.7860	
250,000,001	500,000,000	0.7960	
500,000,001	750,000,000	0.8060	
750,000,001	1,000,000,000	0.8160	
1,000,000,001	and above	0.8260	

Handwritten signatures:
 1. A signature that appears to be "Said" with a long horizontal line extending to the right.
 2. A signature that appears to be "Amir" written in a cursive style.

PROFIT SHARING WEIGHTAGES - FOR THE MONTH OF MARCH 2019

MIB Na'mat Plus TD I-Y Monthly			
From	to	Weightages	
less than	25,000	0.3810	
25,001	100,000	0.3820	
100,001	500,000	0.3830	
500,001	1,000,000	0.3840	
1,000,001	5,000,000	0.3850	
5,000,001	10,000,000	0.6100	
10,000,001	20,000,000	0.6570	
20,000,001	30,000,000	0.6580	
30,000,001	40,000,000	0.6590	
40,000,001	50,000,000	0.6650	
50,000,001	60,000,000	0.6800	
60,000,001	70,000,000	0.6810	
70,000,001	80,000,000	0.6820	
80,000,001	90,000,000	0.6830	
90,000,001	100,000,000	0.6840	
100,000,001	250,000,000	0.7040	
250,000,001	500,000,000	0.8040	
500,000,001	750,000,000	0.8090	
750,000,001	1,000,000,000	0.8140	
1,000,000,001	and above	0.8190	
MIB Na'mat Plus TD I-Y Quarterly			
From	to	Weightages	
less than	25,000	0.3840	
25,001	100,000	0.3850	
100,001	500,000	0.3860	
500,001	1,000,000	0.3870	
1,000,001	5,000,000	0.3880	
5,000,001	10,000,000	0.6130	
10,000,001	20,000,000	0.6600	
20,000,001	30,000,000	0.6610	
30,000,001	40,000,000	0.6620	
40,000,001	50,000,000	0.6680	
50,000,001	60,000,000	0.6830	
60,000,001	70,000,000	0.6840	
70,000,001	80,000,000	0.6850	
80,000,001	90,000,000	0.6860	
90,000,001	100,000,000	0.7440	
100,000,001	250,000,000	0.8050	
250,000,001	500,000,000	0.8060	
500,000,001	750,000,000	0.8100	
750,000,001	1,000,000,000	0.8150	
1,000,000,001	and above	0.8200	
MIB Na'mat Plus TD I-Y Maturity			
From	to	Weightages	
less than	25,000	0.3850	
25,001	100,000	0.3860	
100,001	500,000	0.3870	
500,001	1,000,000	0.3880	
1,000,001	5,000,000	0.3890	
5,000,001	10,000,000	0.6140	
10,000,001	20,000,000	0.6610	
20,000,001	30,000,000	0.6620	
30,000,001	40,000,000	0.6630	
40,000,001	50,000,000	0.6880	
50,000,001	60,000,000	0.6930	
60,000,001	70,000,000	0.6980	
70,000,001	80,000,000	0.7030	
80,000,001	90,000,000	0.7180	
90,000,001	100,000,000	0.7230	
100,000,001	250,000,000	0.8580	
250,000,001	500,000,000	0.8070	
500,000,001	750,000,000	0.8110	
750,000,001	1,000,000,000	0.8160	
1,000,000,001	and above	0.8990	

Subi *Cevlin*

PROFIT SHARING WEIGHTAGES - FOR THE MONTH OF MARCH 2019

MIB Na'imat Plus FD 2-Y Monthly					
From	to	Weightages			
less than	25,000	0.3830			
25,001	100,000	0.3840			
100,001	500,000	0.3850			
500,001	1,000,000	0.3860			
1,000,001	5,000,000	0.3870			
5,000,001	10,000,000	0.6120			
10,000,001	20,000,000	0.6590			
20,000,001	30,000,000	0.6600			
30,000,001	40,000,000	0.6610			
40,000,001	50,000,000	0.6670			
50,000,001	60,000,000	0.6820			
60,000,001	70,000,000	0.6830			
70,000,001	80,000,000	0.6840			
80,000,001	90,000,000	0.6850			
90,000,001	100,000,000	0.6860			
100,000,001	250,000,000	0.7060			
250,000,001	500,000,000	0.8060			
500,000,001	750,000,000	0.8110			
750,000,001	1,000,000,000	0.8160			
1,000,000,001	and above	0.8210			
MIB Na'imat Plus FD 2-Y Quarterly					
From	to	Weightages			
less than	25,000	0.3860			
25,001	100,000	0.3870			
100,001	500,000	0.3880			
500,001	1,000,000	0.3890			
1,000,001	5,000,000	0.3900			
5,000,001	10,000,000	0.6150			
10,000,001	20,000,000	0.6620			
20,000,001	30,000,000	0.6630			
30,000,001	40,000,000	0.6640			
40,000,001	50,000,000	0.6700			
50,000,001	60,000,000	0.6850			
60,000,001	70,000,000	0.6860			
70,000,001	80,000,000	0.6870			
80,000,001	90,000,000	0.6880			
90,000,001	100,000,000	0.7460			
100,000,001	250,000,000	0.8070			
250,000,001	500,000,000	0.8080			
500,000,001	750,000,000	0.8120			
750,000,001	1,000,000,000	0.8170			
1,000,000,001	and above	0.8220			
NA'IMAT FD A/C - 2 YEARS HALF YEARLY					
From	to	Weightages			
less than	25,000	0.3870			
25,001	100,000	0.3880			
100,001	500,000	0.3890			
500,001	1,000,000	0.3900			
1,000,001	5,000,000	0.3910			
5,000,001	10,000,000	0.6160			
10,000,001	20,000,000	0.6630			
20,000,001	30,000,000	0.6640			
30,000,001	40,000,000	0.6650			
40,000,001	50,000,000	0.6710			
50,000,001	60,000,000	0.6860			
60,000,001	70,000,000	0.6870			
70,000,001	80,000,000	0.6880			
80,000,001	90,000,000	0.6890			
90,000,001	100,000,000	0.7470			
100,000,001	250,000,000	0.8080			
250,000,001	500,000,000	0.8090			
500,000,001	750,000,000	0.8130			
750,000,001	1,000,000,000	0.8180			
1,000,000,001	and above	0.8230			

Handwritten signature

Centrio

PROFIT SHARING WEIGHTAGES - FOR THE MONTH OF MARCH 2019

MMB Na'imat Plus TD 2-Y Maturity		
From	to	Weightages
less than	25,000	0.3880
25,001	100,000	0.3890
100,001	500,000	0.3900
500,001	1,000,000	0.3910
1,000,001	5,000,000	0.3920
5,000,001	10,000,000	0.6170
10,000,001	20,000,000	0.6640
20,000,001	30,000,000	0.6650
30,000,001	40,000,000	0.6660
40,000,001	50,000,000	0.6720
50,000,001	60,000,000	0.6870
60,000,001	70,000,000	0.6880
70,000,001	80,000,000	0.6890
80,000,001	90,000,000	0.6900
90,000,001	100,000,000	0.7480
100,000,001	250,000,000	0.8090
250,000,001	500,000,000	0.8100
500,000,001	750,000,000	0.8140
750,000,001	1,000,000,000	0.8190
1,000,000,001	and above	0.8240
MMB Na'imat Plus TD 3-Y Monthly		
From	to	Weightages
less than	25,000	0.3840
25,001	100,000	0.3850
100,001	500,000	0.3860
500,001	1,000,000	0.3870
1,000,001	5,000,000	0.3880
5,000,001	10,000,000	0.6130
10,000,001	20,000,000	0.6600
20,000,001	30,000,000	0.6610
30,000,001	40,000,000	0.6620
40,000,001	50,000,000	0.6680
50,000,001	60,000,000	0.6830
60,000,001	70,000,000	0.6840
70,000,001	80,000,000	0.6850
80,000,001	90,000,000	0.6860
90,000,001	100,000,000	0.6870
100,000,001	250,000,000	0.7070
250,000,001	500,000,000	0.8070
500,000,001	750,000,000	0.8120
750,000,001	1,000,000,000	0.8170
1,000,000,001	and above	0.8220
MMB Na'imat Plus TD 3-Y Quarterly		
From	to	Weightages
less than	25,000	0.3870
25,001	100,000	0.3880
100,001	500,000	0.3890
500,001	1,000,000	0.3900
1,000,001	5,000,000	0.3910
5,000,001	10,000,000	0.6160
10,000,001	20,000,000	0.6630
20,000,001	30,000,000	0.6640
30,000,001	40,000,000	0.6650
40,000,001	50,000,000	0.6710
50,000,001	60,000,000	0.6860
60,000,001	70,000,000	0.6870
70,000,001	80,000,000	0.6880
80,000,001	90,000,000	0.6890
90,000,001	100,000,000	0.7470
100,000,001	250,000,000	0.8080
250,000,001	500,000,000	0.8090
500,000,001	750,000,000	0.8130
750,000,001	1,000,000,000	0.8180
1,000,000,001	and above	0.8230

Said

Carhiv



25-Feb-19

PROFIT SHARING WEIGHTAGES - FOR THE MONTH OF MARCH 2019

MIB Na'mat Plus TD 3-Y Maturity					
From	to	Weightages			
less than	25,000	0.3890			
25,001	100,000	0.3900			
100,001	500,000	0.3910			
500,001	1,000,000	0.3920			
1,000,001	5,000,000	0.3930			
5,000,001	10,000,000	0.6180			
10,000,001	20,000,000	0.6650			
20,000,001	30,000,000	0.6660			
30,000,001	40,000,000	0.6670			
40,000,001	50,000,000	0.6730			
50,000,001	60,000,000	0.6880			
60,000,001	70,000,000	0.6890			
70,000,001	80,000,000	0.6900			
80,000,001	90,000,000	0.6910			
90,000,001	100,000,000	0.7490			
100,000,001	250,000,000	0.8100			
250,000,001	500,000,000	0.8110			
500,000,001	750,000,000	0.8150			
750,000,001	1,000,000,000	0.8200			
1,000,000,001	and above	0.8250			

MIB Na'mat Plus TD 5-Y Monthly					
From	to	Weightages			
less than	25,000	0.3890			
25,001	100,000	0.3900			
100,001	500,000	0.3910			
500,001	1,000,000	0.3920			
1,000,001	5,000,000	0.3930			
5,000,001	10,000,000	0.6180			
10,000,001	20,000,000	0.6650			
20,000,001	30,000,000	0.6660			
30,000,001	40,000,000	0.6670			
40,000,001	50,000,000	0.6730			
50,000,001	60,000,000	0.6880			
60,000,001	70,000,000	0.6890			
70,000,001	80,000,000	0.6900			
80,000,001	90,000,000	0.6910			
90,000,001	100,000,000	0.6920			
100,000,001	250,000,000	0.7120			
250,000,001	500,000,000	0.8120			
500,000,001	750,000,000	0.8170			
750,000,001	1,000,000,000	0.8220			
1,000,000,001	and above	0.8270			

MIB Na'mat Plus TD 5-Y Quarterly					
From	to	Weightages			
less than	25,000	0.3920			
25,001	100,000	0.3930			
100,001	500,000	0.3940			
500,001	1,000,000	0.3950			
1,000,001	5,000,000	0.3960			
5,000,001	10,000,000	0.6210			
10,000,001	20,000,000	0.6680			
20,000,001	30,000,000	0.6690			
30,000,001	40,000,000	0.6700			
40,000,001	50,000,000	0.6760			
50,000,001	60,000,000	0.6910			
60,000,001	70,000,000	0.6920			
70,000,001	80,000,000	0.6930			
80,000,001	90,000,000	0.6940			
90,000,001	100,000,000	0.7520			
100,000,001	250,000,000	0.8130			
250,000,001	500,000,000	0.8140			
500,000,001	750,000,000	0.8180			
750,000,001	1,000,000,000	0.8230			
1,000,000,001	and above	0.8280			

Handwritten signature

Carbin

PROFIT SHARING WEIGHTAGES - FOR THE MONTH OF MARCH 2019

MIB Na'imat Plus TD 5-Y Maturity		
From	to	Weightages
less than	25,000	0.3900
25,001	100,000	0.3910
100,001	500,000	0.3920
500,001	1,000,000	0.3930
1,000,001	5,000,000	0.3940
5,000,001	10,000,000	0.6190
10,000,001	20,000,000	0.6660
20,000,001	30,000,000	0.6670
30,000,001	40,000,000	0.6680
40,000,001	50,000,000	0.6740
50,000,001	60,000,000	0.6890
60,000,001	70,000,000	0.6900
70,000,001	80,000,000	0.6910
80,000,001	90,000,000	0.6920
90,000,001	100,000,000	0.7500
100,000,001	250,000,000	0.8110
250,000,001	500,000,000	0.8120
500,000,001	750,000,000	0.8160
750,000,001	1,000,000,000	0.8210
1,000,000,001	and above	0.8260

MIB A'sondgi Term Deposit		
From	to	Weightages
less than	25,000	0.6110
25,001	100,000	0.6110
100,001	500,000	0.6110
500,001	1,000,000	0.6110
1,000,001	5,000,000	0.6110
5,000,001	10,000,000	0.6110
10,000,001	20,000,000	0.6110
20,000,001	30,000,000	0.6110
30,000,001	40,000,000	0.6110
40,000,001	50,000,000	0.6110
50,000,001	60,000,000	0.6110
60,000,001	70,000,000	0.6110
70,000,001	80,000,000	0.6110
80,000,001	90,000,000	0.6110
90,000,001	100,000,000	0.6110
100,000,001	250,000,000	0.6110
250,000,001	500,000,000	0.6110
500,000,001	750,000,000	0.6110
750,000,001	1,000,000,000	0.6110
1,000,000,001	and above	0.6110

MIB Barkat Saving Account		
From	to	Weightages
less than	25,000	0.3010
25,001	100,000	0.3020
100,001	500,000	0.3030
500,001	1,000,000	0.3040
1,000,001	5,000,000	0.3050
5,000,001	10,000,000	0.3060
10,000,001	20,000,000	0.3070
20,000,001	30,000,000	0.3080
30,000,001	40,000,000	0.3090
40,000,001	50,000,000	0.3100
50,000,001	60,000,000	0.3110
60,000,001	70,000,000	0.3120
70,000,001	80,000,000	0.3130
80,000,001	90,000,000	0.3140
90,000,001	100,000,000	0.3150
100,000,001	250,000,000	0.3480
250,000,001	500,000,000	0.3490
500,000,001	750,000,000	0.3500
750,000,001	1,000,000,000	0.3510
1,000,000,001	and above	0.3520

Handwritten signature

Handwritten signature

PROFIT SHARING WEIGHTAGES - FOR THE MONTH OF MARCH 2019

MIB Barkat Saving Plus Account			
From	to	Weightages	
1	100,000	0.3710	
100,001	500,000	0.3710	
500,001	1,000,000	0.3710	
1,000,001	5,000,000	0.3710	
5,000,001	10,000,000	0.3710	
10,000,001	25,000,000	0.3710	
25,000,001	50,000,000	0.3710	
50,000,001	100,000,000	0.3710	
100,000,001	200,000,000	0.3710	
200,000,001	300,000,000	0.3710	
300,000,001	500,000,000	0.3710	
500,000,001	1,000,000,000	0.3710	
1,000,000,001	2,000,000,000	0.3710	
2,000,000,001	and above	0.3710	
MIB Barkat Saving Premium Account			
From	to	Weightages	
1	1,000,000	0.3710	
1,000,001	5,000,000	0.4110	
5,000,001	10,000,000	0.6360	
10,000,001	50,000,000	0.6440	
50,000,001	100,000,000	0.6840	
100,000,001	250,000,000	0.6940	
250,000,001	500,000,000	0.7040	
500,000,001	1,000,000,000	0.7240	
1,000,000,001	and above	0.7440	
MIB Barkat Super Saving Account			
From	to	Weightages	
1	200,000,000	0.4700	
200,000,001	500,000,000	0.4730	
500,000,001	750,000,000	0.5430	
750,000,001	1,000,000,000	0.5780	
1,000,000,001	2,000,000,000	0.6480	
2,000,000,001	3,000,000,000	0.8580	
3,000,000,001	and above	0.8790	
MIB Na'imat TD 1-M Maturity			
From	to	Weightages	
1	and above	0.3590	
MIB Na'imat TD 3-M Maturity			
From	to	Weightages	
1	and above	0.3640	
MIB Na'imat TD 6-M Maturity			
From	to	Weightages	
1	and above	0.3690	
MIB Na'imat TD 1-Y Maturity			
From	to	Weightages	
1	and above	0.4190	
MIB Na'imat TD 2-Y Maturity			
From	to	Weightages	
1	and above	0.4230	
MIB Na'imat TD 3-Y Maturity			
From	to	Weightages	
1	and above	0.4270	
MIB Na'imat TD 5-Y Maturity			
From	to	Weightages	
1	and above	0.4310	
MIB Na'imat TD 1-Y Monthly			
From	to	Weightages	
1	and above	0.3720	
MIB Na'imat TD 2-Y Monthly			
From	to	Weightages	
1	and above	0.3730	
MIB Na'imat TD 3-Y Monthly			
From	to	Weightages	
1	and above	0.3740	

Carbin



25-Feb-19

PROFIT SHARING WEIGHTAGES - FOR THE MONTH OF MARCH 2019

MIB Na'imat TD 5-Y Monthly			
From	to	Weightages	
1	and above	0.3750	
MIB Na'imat TD 1-Y Quarterly			
1	and above	0.3770	
MIB Na'imat TD 2-Y Quarterly			
1	and above	0.3780	
MIB Na'imat TD 3-Y Quarterly			
1	and above	0.3790	
MIB Na'imat TD 5-Y Quarterly			
1	and above	0.3800	
MIB FI TD 1-M Maturity			
1	and above	0.3850	
MIB Imaan Saving Account			
1	and above	0.3000	
Charity Fund Account			
1	and above	0.3000	
MIB Aasaan Saving Account			
1	and above	0.3000	
MIB Aftah Saving Account			
1	and above	0.3000	
MIB Imaan Foreign Currency Saving Account - USD			
1	and above	0.0650	
MIB Imaan Foreign Currency Saving Account - GBP			
1	and above	0.0080	
MIB Imaan Foreign Currency Saving Account - EURD			
1	and above	0.0080	
NA'IMAT Term Deposits 1 Month -USD			
From	to	Weightages	
1,000	25,000	0.0380	
25,001	50,000	0.0390	
50,001	250,000	0.0400	
250,001	500,000	0.0410	
500,001	and above	0.0420	
NA'IMAT Term Deposits 3 Months Monthly -USD			
From	to	Weightages	
1,000	25,000	0.0390	
25,001	50,000	0.0400	
50,001	250,000	0.0410	
250,001	500,000	0.0420	
500,001	and above	0.0430	
NA'IMAT Term Deposits 3 Months Maturity -USD			
From	to	Weightages	
1,000	25,000	0.0400	
25,001	50,000	0.0410	
50,001	250,000	0.0420	
250,001	500,000	0.0430	
500,001	and above	0.0440	
NA'IMAT Term Deposits 6 Months Monthly -USD			
From	to	Weightages	
1,000	25,000	0.0410	
25,001	50,000	0.0420	
50,001	250,000	0.0430	
250,001	500,000	0.0440	
500,001	and above	0.0450	

Handwritten signature

Handwritten signature

PROFIT SHARING WEIGHTAGES - FOR THE MONTH OF MARCH 2019

NA'MAT Term Deposits 6 Months Maturity -USD			
From	to	Weightages	
1,000	25,000	0.0420	
25,001	50,000	0.0430	
50,001	250,000	0.0440	
250,001	500,000	0.0450	
500,001	and above	0.0460	
NA'MAT Term Deposits 1 Year Monthly-USD			
From	to	Weightages	
1,000	25,000	0.0430	
25,001	50,000	0.0440	
50,001	250,000	0.0450	
250,001	500,000	0.0460	
500,001	and above	0.0470	
NA'MAT Term Deposits 1 Year Maturity-USD			
From	to	Weightages	
1,000	25,000	0.0440	
25,001	50,000	0.0450	
50,001	250,000	0.0460	
250,001	500,000	0.0470	
500,001	and above	0.0480	
NA'MAT Term Deposits 2 Years Monthly-USD			
From	to	Weightages	
1,000	25,000	0.0450	
25,001	50,000	0.0460	
50,001	250,000	0.0470	
250,001	500,000	0.0480	
500,001	and above	0.0490	
NA'MAT Term Deposits 2 Years Maturity-USD			
From	to	Weightages	
1,000	25,000	0.0460	
25,001	50,000	0.0470	
50,001	250,000	0.0480	
250,001	500,000	0.0490	
500,001	and above	0.0500	
NA'MAT Term Deposits 3 Years Monthly-USD			
From	to	Weightages	
1,000	25,000	0.0470	
25,001	50,000	0.0480	
50,001	250,000	0.0490	
250,001	500,000	0.0500	
500,001	and above	0.0510	
NA'MAT Term Deposits 3 Years Maturity-USD			
From	to	Weightages	
1,000	25,000	0.0480	
25,001	50,000	0.0490	
50,001	250,000	0.0500	
250,001	500,000	0.0510	
500,001	and above	0.0520	
ADV SEC RECEIPT CAR HARAH			
From	to	Weightages	
1	and above	0.0030	
ADV SEC REC. EQUIPMENT HARAH			
From	to	Weightages	
1	and above	0.0030	
ADV SEC REC. IC UNDER MURABAH			
From	to	Weightages	
1	and above	0.0030	
ADV SEC REC. IC SERVICE HARAH			
From	to	Weightages	
1	and above	0.0030	
ADV SEC REC. BANK GUARANTEE			
From	to	Weightages	
1	and above	0.0030	
ADV SEC RECEIPT DM OTHER			
From	to	Weightages	
1	and above	0.0030	


[Handwritten signatures]

PROFIT SHARING WEIGHTAGES - FOR THE MONTH OF MARCH 2019

ADV SEC RECEIPT DM STAFF			
From	to	Weightages	
1	and above	0.0030	
ADV SEC RECEIPT OTHERS			
From	to	Weightages	
1	and above	0.0030	
ADV SEC REC. ADVANCE RENTALS			
From	to	Weightages	
1	and above	0.0030	
ADV SEC RECEIPT FCY OTHERS			
From	to	Weightages	
1	and above	0.0030	


PROFIT SHARING RATIO	
Rabbul Maal (Depositor)	50%
Mudarib (Bank)	50%


Recommended By:


UNIT HEAD - POOL MANAGEMENT


DIVISIONAL HEAD - FCG

Approved By:


MUFTI SYED SABIR HUSSAIN
RESIDENT SHARI'AH BOARD MEMBER


SYED IFTIKHAR HUSSAIN RIZVI
CHIEF FINANCIAL OFFICER