

Dated: 30-NOV-18

General Pool

Acct. Description	From Pool	To Pool	Weightages	Profit Rate
MIB Imaan Saving Account	0	099,999,999,999,999	0.250	3.2313
MIB Barkat Saving Account	0	025,000	0.251	3.2442
MIB Barkat Saving Account	25,001	0100,000	0.252	3.2572
MIB Barkat Saving Account	100,001	0500,000	0.253	3.2701
MIB Barkat Saving Account	500,001	01,000,000	0.254	3.283
MIB Barkat Saving Account	1,000,001	05,000,000	0.255	3.296
MIB Barkat Saving Account	5,000,001	010,000,000	0.256	3.3089
MIB Barkat Saving Account	10,000,001	020,000,000	0.257	3.3218
MIB Barkat Saving Account	20,000,001	030,000,000	0.258	3.3347
MIB Barkat Saving Account	30,000,001	040,000,000	0.259	3.3477
MIB Barkat Saving Account	40,000,001	050,000,000	0.260	3.3606
MIB Barkat Saving Account	50,000,001	060,000,000	0.261	
MIB Barkat Saving Account	60,000,001	070,000,000	0.262	3.3865
MIB Barkat Saving Account	70,000,001	080,000,000	0.263	3.3994
MIB Barkat Saving Account	80,000,001	090,000,000	0.264	3.4123
MIB Barkat Saving Account	90,000,001	0100,000,000	0.265	3.4252
MIB Barkat Saving Account	100,000,001	0250,000,000	0.298	3.8518
MIB Barkat Saving Account	250,000,001	0500,000,000	0.299	
MIB Barkat Saving Account	500,000,001	0750,000,000	0.300	
MIB Barkat Saving Account	750,000,001	01,000,000,000	0.301	
MIB Barkat Saving Account	1,000,000,001	099,999,999,999,999	0.302	
MIB Na'amat Plus TD 1-M Maturity	0	025,000	0.350	4.6233
MIB Na'amat Plus TD 1-M Maturity	25,001	0100,000	0.351	4.5372
MIB Na'amat Plus TD 1-M Maturity	100,001	0500,000	0.352	4.5495
MIB Na'amat Plus TD 1-M Maturity	500,001	01,000,000	0.353	4.5626
MIB Na'amat Plus TD 1-M Maturity	1,000,001	05,000,000	0.354	4.5756
MIB Na'amat Plus TD 1-M Maturity	5,000,001	010,000,000	0.454	5.8681
MIB Na'amat Plus TD 1-M Maturity	10,000,001	020,000,000	0.459	5.9328
MIB Na'amat Plus TD 1-M Maturity	20,000,001	030,000,000	0.464	5.9974
MIB Na'amat Plus TD 1-M Maturity	30,000,001	040,000,000	0.469	6.062
MIB Na'amat Plus TD 1-M Maturity	40,000,001	050,000,000	0.474	6.1266
MIB Na'amat Plus TD 1-M Maturity	50,000,001	060,000,000	0.514	
MIB Na'amat Plus TD 1-M Maturity	60,000,001	070,000,000	0.519	6.7083
MIB Na'amat Plus TD 1-M Maturity	70,000,001	080,000,000	0.524	6.7729
MIB Na'amat Plus TD 1-M Maturity	80,000,001	090,000,000	0.529	
MIB Na'amat Plus TD 1-M Maturity	90,000,001	0100,000,000	0.534	6.9022
MIB Na'amat Plus TD 1-M Maturity	100,000,001	0250,000,000	0.584	7.5484
MIB Na'amat Plus TD 1-M Maturity	250,000,001	0500,000,000	0.585	
MIB Na'amat Plus TD 1-M Maturity	500,000,001	0750,000,000	0.586	
MIB Na'amat Plus TD 1-M Maturity	750,000,001	01,000,000,000	0.587	
MIB Na'amat Plus TD 1-M Maturity	1,000,000,001	099,999,999,999,999	0.588	
MIB Na'amat Plus TD 3-M Maturity	0	025,000	0.352	4.5487
MIB Na'amat Plus TD 3-M Maturity	25,001	0100,000	0.353	4.5619
MIB Na'amat Plus TD 3-M Maturity	100,001	0500,000	0.354	4.5754
MIB Na'amat Plus TD 3-M Maturity	500,001	01,000,000	0.355	4.5885
MIB Na'amat Plus TD 3-M Maturity	1,000,001	05,000,000	0.356	4.6014
MIB Na'amat Plus TD 3-M Maturity	5,000,001	010,000,000	0.456	5.894
MIB Na'amat Plus TD 3-M Maturity	10,000,001	020,000,000	0.461	5.9586
MIB Na'amat Plus TD 3-M Maturity	20,000,001	030,000,000	0.466	
MIB Na'amat Plus TD 3-M Maturity	30,000,001	040,000,000	0.471	



Carbin



MCB Islamic Bank Ltd.

Profit Rate Declaration Sheet

Dated: 30-NOV-18

07-DEC-18 10:17:25

General Pool

Acct. Description	From Pool	To Pool	Weightages	Profit Rate
MIB Na _z at Plus TD 3-M Maturity	40,000,001	050,000,000	0.480	6.2042
MIB Na _z at Plus TD 3-M Maturity	50,000,001	060,000,000	0.529	
MIB Na _z at Plus TD 3-M Maturity	60,000,001	070,000,000	0.534	6.9021
MIB Na _z at Plus TD 3-M Maturity	70,000,001	080,000,000	0.539	
MIB Na _z at Plus TD 3-M Maturity	80,000,001	090,000,000	0.544	
MIB Na _z at Plus TD 3-M Maturity	90,000,001	0100,000,000	0.549	7.096
MIB Na _z at Plus TD 3-M Maturity	100,000,001	0250,000,000	0.600	7.7552
MIB Na _z at Plus TD 3-M Maturity	250,000,001	0500,000,000	0.688	8.8927
MIB Na _z at Plus TD 3-M Maturity	500,000,001	0750,000,000	0.601	
MIB Na _z at Plus TD 3-M Maturity	750,000,001	01,000,000,000	0.602	
MIB Na _z at Plus TD 3-M Maturity	1,000,000,001	099,999,999,999	0.603	
MIB Na _z at Plus TD 3-M Monthly	0	025,000	0.351	
MIB Na _z at Plus TD 3-M Monthly	25,001	0100,000	0.352	
MIB Na _z at Plus TD 3-M Monthly	100,001	0500,000	0.353	
MIB Na _z at Plus TD 3-M Monthly	500,001	01,000,000	0.354	4.5753
MIB Na _z at Plus TD 3-M Monthly	1,000,001	05,000,000	0.355	
MIB Na _z at Plus TD 3-M Monthly	5,000,001	010,000,000	0.455	5.8811
MIB Na _z at Plus TD 3-M Monthly	10,000,001	020,000,000	0.460	5.9456
MIB Na _z at Plus TD 3-M Monthly	20,000,001	030,000,000	0.465	
MIB Na _z at Plus TD 3-M Monthly	30,000,001	040,000,000	0.470	
MIB Na _z at Plus TD 3-M Monthly	40,000,001	050,000,000	0.475	
MIB Na _z at Plus TD 3-M Monthly	50,000,001	060,000,000	0.515	
MIB Na _z at Plus TD 3-M Monthly	60,000,001	070,000,000	0.520	
MIB Na _z at Plus TD 3-M Monthly	70,000,001	080,000,000	0.525	
MIB Na _z at Plus TD 3-M Monthly	80,000,001	090,000,000	0.530	
MIB Na _z at Plus TD 3-M Monthly	90,000,001	0100,000,000	0.535	
MIB Na _z at Plus TD 3-M Monthly	100,000,001	0250,000,000	0.585	
MIB Na _z at Plus TD 3-M Monthly	250,000,001	0500,000,000	0.586	
MIB Na _z at Plus TD 3-M Monthly	500,000,001	0750,000,000	0.587	
MIB Na _z at Plus TD 3-M Monthly	750,000,001	01,000,000,000	0.588	
MIB Na _z at Plus TD 3-M Monthly	1,000,000,001	099,999,999,999	0.589	
MIB Na _z at Plus TD 6-M Monthly	0	025,000	0.352	
MIB Na _z at Plus TD 6-M Monthly	25,001	0100,000	0.353	
MIB Na _z at Plus TD 6-M Monthly	100,001	0500,000	0.354	4.5762
MIB Na _z at Plus TD 6-M Monthly	500,001	01,000,000	0.355	4.5884
MIB Na _z at Plus TD 6-M Monthly	1,000,001	05,000,000	0.356	4.6016
MIB Na _z at Plus TD 6-M Monthly	5,000,001	010,000,000	0.456	5.894
MIB Na _z at Plus TD 6-M Monthly	10,000,001	020,000,000	0.461	
MIB Na _z at Plus TD 6-M Monthly	20,000,001	030,000,000	0.466	
MIB Na _z at Plus TD 6-M Monthly	30,000,001	040,000,000	0.471	
MIB Na _z at Plus TD 6-M Monthly	40,000,001	050,000,000	0.476	
MIB Na _z at Plus TD 6-M Monthly	50,000,001	060,000,000	0.516	
MIB Na _z at Plus TD 6-M Monthly	60,000,001	070,000,000	0.521	
MIB Na _z at Plus TD 6-M Monthly	70,000,001	080,000,000	0.526	
MIB Na _z at Plus TD 6-M Monthly	80,000,001	090,000,000	0.531	
MIB Na _z at Plus TD 6-M Monthly	90,000,001	0100,000,000	0.536	
MIB Na _z at Plus TD 6-M Monthly	100,000,001	0250,000,000	0.586	
MIB Na _z at Plus TD 6-M Monthly	250,000,001	0500,000,000	0.587	
MIB Na _z at Plus TD 6-M Monthly	500,000,001	0750,000,000	0.588	
MIB Na _z at Plus TD 6-M Monthly	750,000,001	01,000,000,000	0.589	

[Handwritten Signature]
[Handwritten Signature]



MCB Islamic Bank Ltd.

Profit Rate Declaration Sheet

Dated: 30-NOV-18

07-DEC-18 10:17:25

General Pool

Acct. Description	From Pool	To Pool	Weightages	Profit Rate
MIB Na ₂ at Plus TD 6-M Monthly	1,000,000,001	099,999,999,999,999	0.590	
MIB Na ₂ at Plus TD 6-M Maturity	0	025,000	0.355	4.5844
MIB Na ₂ at Plus TD 6-M Maturity	25,001	0100,000	0.356	4.6024
MIB Na ₂ at Plus TD 6-M Maturity	100,001	0500,000	0.357	4.6146
MIB Na ₂ at Plus TD 6-M Maturity	500,001	01,000,000	0.358	4.6274
MIB Na ₂ at Plus TD 6-M Maturity	1,000,001	05,000,000	0.359	4.6402
MIB Na ₂ at Plus TD 6-M Maturity	5,000,001	010,000,000	0.459	5.9328
MIB Na ₂ at Plus TD 6-M Maturity	10,000,001	020,000,000	0.464	5.9974
MIB Na ₂ at Plus TD 6-M Maturity	20,000,001	030,000,000	0.469	
MIB Na ₂ at Plus TD 6-M Maturity	30,000,001	040,000,000	0.474	
MIB Na ₂ at Plus TD 6-M Maturity	40,000,001	050,000,000	0.479	6.1913
MIB Na ₂ at Plus TD 6-M Maturity	50,000,001	060,000,000	0.530	
MIB Na ₂ at Plus TD 6-M Maturity	60,000,001	070,000,000	0.535	
MIB Na ₂ at Plus TD 6-M Maturity	70,000,001	080,000,000	0.540	6.9797
MIB Na ₂ at Plus TD 6-M Maturity	80,000,001	090,000,000	0.545	
MIB Na ₂ at Plus TD 6-M Maturity	90,000,001	0100,000,000	0.550	
MIB Na ₂ at Plus TD 6-M Maturity	100,000,001	0250,000,000	0.601	
MIB Na ₂ at Plus TD 6-M Maturity	250,000,001	0500,000,000	0.602	
MIB Na ₂ at Plus TD 6-M Maturity	500,000,001	0750,000,000	0.603	
MIB Na ₂ at Plus TD 6-M Maturity	750,000,001	01,000,000,000	0.604	
MIB Na ₂ at Plus TD 6-M Maturity	1,000,000,001	099,999,999,999,999	0.605	
MIB Na ₂ at Plus TD 1-Y Monthly	0	025,000	0.356	
MIB Na ₂ at Plus TD 1-Y Monthly	25,001	0100,000	0.357	4.6145
MIB Na ₂ at Plus TD 1-Y Monthly	100,001	0500,000	0.358	4.6273
MIB Na ₂ at Plus TD 1-Y Monthly	500,001	01,000,000	0.359	4.6402
MIB Na ₂ at Plus TD 1-Y Monthly	1,000,001	05,000,000	0.360	4.6531
MIB Na ₂ at Plus TD 1-Y Monthly	5,000,001	010,000,000	0.470	6.0749
MIB Na ₂ at Plus TD 1-Y Monthly	10,000,001	020,000,000	0.523	6.76
MIB Na ₂ at Plus TD 1-Y Monthly	20,000,001	030,000,000	0.524	6.7729
MIB Na ₂ at Plus TD 1-Y Monthly	30,000,001	040,000,000	0.525	6.7858
MIB Na ₂ at Plus TD 1-Y Monthly	40,000,001	050,000,000	0.531	6.8634
MIB Na ₂ at Plus TD 1-Y Monthly	50,000,001	060,000,000	0.546	7.0573
MIB Na ₂ at Plus TD 1-Y Monthly	60,000,001	070,000,000	0.547	
MIB Na ₂ at Plus TD 1-Y Monthly	70,000,001	080,000,000	0.548	
MIB Na ₂ at Plus TD 1-Y Monthly	80,000,001	090,000,000	0.549	
MIB Na ₂ at Plus TD 1-Y Monthly	90,000,001	0100,000,000	0.550	
MIB Na ₂ at Plus TD 1-Y Monthly	100,000,001	0250,000,000	0.560	7.2382
MIB Na ₂ at Plus TD 1-Y Monthly	250,000,001	0500,000,000	0.564	
MIB Na ₂ at Plus TD 1-Y Monthly	500,000,001	0750,000,000	0.569	
MIB Na ₂ at Plus TD 1-Y Monthly	750,000,001	01,000,000,000	0.584	
MIB Na ₂ at Plus TD 1-Y Monthly	1,000,000,001	099,999,999,999,999	0.594	
MIB Na ₂ at Plus TD 1-Y Quarterly	0	025,000	0.359	4.6233
MIB Na ₂ at Plus TD 1-Y Quarterly	25,001	0100,000	0.360	4.6483
MIB Na ₂ at Plus TD 1-Y Quarterly	100,001	0500,000	0.361	4.6667
MIB Na ₂ at Plus TD 1-Y Quarterly	500,001	01,000,000	0.362	4.6781
MIB Na ₂ at Plus TD 1-Y Quarterly	1,000,001	05,000,000	0.363	4.6919
MIB Na ₂ at Plus TD 1-Y Quarterly	5,000,001	010,000,000	0.473	6.1137
MIB Na ₂ at Plus TD 1-Y Quarterly	10,000,001	020,000,000	0.526	
MIB Na ₂ at Plus TD 1-Y Quarterly	20,000,001	030,000,000	0.527	6.8117
MIB Na ₂ at Plus TD 1-Y Quarterly	30,000,001	040,000,000	0.528	

Handwritten signature
Handwritten signature



MCB Islamic Bank Ltd.

Profit Rate Declaration Sheet

Dated: 30-NOV-18

07-DEC-18 10:17:25

General Pool

Acct. Description	From Pool	To Pool	Weightages	Profit Rate
MIB Na _z at Plus TD 1-Y Quarterly	40,000,001	050,000,000	0.534	
MIB Na _z at Plus TD 1-Y Quarterly	50,000,001	060,000,000	0.549	
MIB Na _z at Plus TD 1-Y Quarterly	60,000,001	070,000,000	0.550	
MIB Na _z at Plus TD 1-Y Quarterly	70,000,001	080,000,000	0.551	
MIB Na _z at Plus TD 1-Y Quarterly	80,000,001	090,000,000	0.552	
MIB Na _z at Plus TD 1-Y Quarterly	90,000,001	0100,000,000	0.553	
MIB Na _z at Plus TD 1-Y Quarterly	100,000,001	0250,000,000	0.630	8.143
MIB Na _z at Plus TD 1-Y Quarterly	250,000,001	0500,000,000	0.654	
MIB Na _z at Plus TD 1-Y Quarterly	500,000,001	0750,000,000	0.655	
MIB Na _z at Plus TD 1-Y Quarterly	750,000,001	01,000,000,000	0.656	
MIB Na _z at Plus TD 1-Y Quarterly	1,000,000,001	099,999,999,999,999	0.657	
MIB Na _z at Plus TD 1-Y Maturity	0	025,000	0.360	4.6584
MIB Na _z at Plus TD 1-Y Maturity	25,001	0100,000	0.361	4.6654
MIB Na _z at Plus TD 1-Y Maturity	100,001	0500,000	0.362	4.6789
MIB Na _z at Plus TD 1-Y Maturity	500,001	01,000,000	0.363	4.692
MIB Na _z at Plus TD 1-Y Maturity	1,000,001	05,000,000	0.364	4.7048
MIB Na _z at Plus TD 1-Y Maturity	5,000,001	010,000,000	0.474	6.1266
MIB Na _z at Plus TD 1-Y Maturity	10,000,001	020,000,000	0.527	6.8117
MIB Na _z at Plus TD 1-Y Maturity	20,000,001	030,000,000	0.528	6.8246
MIB Na _z at Plus TD 1-Y Maturity	30,000,001	040,000,000	0.529	
MIB Na _z at Plus TD 1-Y Maturity	40,000,001	050,000,000	0.554	
MIB Na _z at Plus TD 1-Y Maturity	50,000,001	060,000,000	0.559	
MIB Na _z at Plus TD 1-Y Maturity	60,000,001	070,000,000	0.564	
MIB Na _z at Plus TD 1-Y Maturity	70,000,001	080,000,000	0.569	
MIB Na _z at Plus TD 1-Y Maturity	80,000,001	090,000,000	0.574	
MIB Na _z at Plus TD 1-Y Maturity	90,000,001	0100,000,000	0.579	
MIB Na _z at Plus TD 1-Y Maturity	100,000,001	0250,000,000	0.638	
MIB Na _z at Plus TD 1-Y Maturity	250,000,001	0500,000,000	0.658	
MIB Na _z at Plus TD 1-Y Maturity	500,000,001	0750,000,000	0.659	
MIB Na _z at Plus TD 1-Y Maturity	750,000,001	01,000,000,000	0.660	
MIB Na _z at Plus TD 1-Y Maturity	1,000,000,001	099,999,999,999,999	0.661	
MIB Na _z at Plus TD 2-Y Monthly	0	025,000	0.358	
MIB Na _z at Plus TD 2-Y Monthly	25,001	0100,000	0.359	4.6416
MIB Na _z at Plus TD 2-Y Monthly	100,001	0500,000	0.360	4.6532
MIB Na _z at Plus TD 2-Y Monthly	500,001	01,000,000	0.361	
MIB Na _z at Plus TD 2-Y Monthly	1,000,001	05,000,000	0.362	
MIB Na _z at Plus TD 2-Y Monthly	5,000,001	010,000,000	0.472	
MIB Na _z at Plus TD 2-Y Monthly	10,000,001	020,000,000	0.525	
MIB Na _z at Plus TD 2-Y Monthly	20,000,001	030,000,000	0.526	
MIB Na _z at Plus TD 2-Y Monthly	30,000,001	040,000,000	0.527	
MIB Na _z at Plus TD 2-Y Monthly	40,000,001	050,000,000	0.533	
MIB Na _z at Plus TD 2-Y Monthly	50,000,001	060,000,000	0.548	
MIB Na _z at Plus TD 2-Y Monthly	60,000,001	070,000,000	0.549	
MIB Na _z at Plus TD 2-Y Monthly	70,000,001	080,000,000	0.550	
MIB Na _z at Plus TD 2-Y Monthly	80,000,001	090,000,000	0.551	
MIB Na _z at Plus TD 2-Y Monthly	90,000,001	0100,000,000	0.552	
MIB Na _z at Plus TD 2-Y Monthly	100,000,001	0250,000,000	0.562	
MIB Na _z at Plus TD 2-Y Monthly	250,000,001	0500,000,000	0.566	
MIB Na _z at Plus TD 2-Y Monthly	500,000,001	0750,000,000	0.571	
MIB Na _z at Plus TD 2-Y Monthly	750,000,001	01,000,000,000	0.586	

Handwritten signatures:
 3
 Carlini



MCB Islamic Bank Ltd.

Profit Rate Declaration Sheet

07-DEC-18 10:17:25

Dated: 30-NOV-18

General Pool

Acct. Description	From Pool	To Pool	Weightages	Profit Rate
MIB Na _z at Plus TD 2-Y Monthly	1,000,000,001	099,999,999,999,999	0.596	
MIB Na _z at Plus TD 2-Y Quarterly	0	025,000	0.361	
MIB Na _z at Plus TD 2-Y Quarterly	25,001	0100,000	0.362	4.6801
MIB Na _z at Plus TD 2-Y Quarterly	100,001	0500,000	0.363	4.6918
MIB Na _z at Plus TD 2-Y Quarterly	500,001	01,000,000	0.364	4.7048
MIB Na _z at Plus TD 2-Y Quarterly	1,000,001	05,000,000	0.365	
MIB Na _z at Plus TD 2-Y Quarterly	5,000,001	010,000,000	0.475	
MIB Na _z at Plus TD 2-Y Quarterly	10,000,001	020,000,000	0.528	
MIB Na _z at Plus TD 2-Y Quarterly	20,000,001	030,000,000	0.529	
MIB Na _z at Plus TD 2-Y Quarterly	30,000,001	040,000,000	0.530	
MIB Na _z at Plus TD 2-Y Quarterly	40,000,001	050,000,000	0.536	
MIB Na _z at Plus TD 2-Y Quarterly	50,000,001	060,000,000	0.551	
MIB Na _z at Plus TD 2-Y Quarterly	60,000,001	070,000,000	0.552	
MIB Na _z at Plus TD 2-Y Quarterly	70,000,001	080,000,000	0.553	
MIB Na _z at Plus TD 2-Y Quarterly	80,000,001	090,000,000	0.554	
MIB Na _z at Plus TD 2-Y Quarterly	90,000,001	0100,000,000	0.555	
MIB Na _z at Plus TD 2-Y Quarterly	100,000,001	0250,000,000	0.632	
MIB Na _z at Plus TD 2-Y Quarterly	250,000,001	0500,000,000	0.656	
MIB Na _z at Plus TD 2-Y Quarterly	500,000,001	0750,000,000	0.657	
MIB Na _z at Plus TD 2-Y Quarterly	750,000,001	01,000,000,000	0.658	
MIB Na _z at Plus TD 2-Y Quarterly	1,000,000,001	099,999,999,999,999	0.659	
MIB Na _z at Plus TD 2-Y Maturity	0	025,000	0.361	4.672
MIB Na _z at Plus TD 2-Y Maturity	25,001	0100,000	0.362	4.6787
MIB Na _z at Plus TD 2-Y Maturity	100,001	0500,000	0.363	4.6918
MIB Na _z at Plus TD 2-Y Maturity	500,001	01,000,000	0.364	4.7049
MIB Na _z at Plus TD 2-Y Maturity	1,000,001	05,000,000	0.365	4.7179
MIB Na _z at Plus TD 2-Y Maturity	5,000,001	010,000,000	0.475	
MIB Na _z at Plus TD 2-Y Maturity	10,000,001	020,000,000	0.528	6.8246
MIB Na _z at Plus TD 2-Y Maturity	20,000,001	030,000,000	0.529	
MIB Na _z at Plus TD 2-Y Maturity	30,000,001	040,000,000	0.530	
MIB Na _z at Plus TD 2-Y Maturity	40,000,001	050,000,000	0.555	
MIB Na _z at Plus TD 2-Y Maturity	50,000,001	060,000,000	0.560	
MIB Na _z at Plus TD 2-Y Maturity	60,000,001	070,000,000	0.565	
MIB Na _z at Plus TD 2-Y Maturity	70,000,001	080,000,000	0.570	
MIB Na _z at Plus TD 2-Y Maturity	80,000,001	090,000,000	0.575	
MIB Na _z at Plus TD 2-Y Maturity	90,000,001	0100,000,000	0.580	
MIB Na _z at Plus TD 2-Y Maturity	100,000,001	0250,000,000	0.639	
MIB Na _z at Plus TD 2-Y Maturity	250,000,001	0500,000,000	0.659	
MIB Na _z at Plus TD 2-Y Maturity	500,000,001	0750,000,000	0.660	
MIB Na _z at Plus TD 2-Y Maturity	750,000,001	01,000,000,000	0.661	
MIB Na _z at Plus TD 2-Y Maturity	1,000,000,001	099,999,999,999,999	0.662	
MIB Na _z at Plus TD 3-Y Monthly	0	025,000	0.359	
MIB Na _z at Plus TD 3-Y Monthly	25,001	0100,000	0.360	
MIB Na _z at Plus TD 3-Y Monthly	100,001	0500,000	0.361	
MIB Na _z at Plus TD 3-Y Monthly	500,001	01,000,000	0.362	
MIB Na _z at Plus TD 3-Y Monthly	1,000,001	05,000,000	0.363	
MIB Na _z at Plus TD 3-Y Monthly	5,000,001	010,000,000	0.473	6.1137
MIB Na _z at Plus TD 3-Y Monthly	10,000,001	020,000,000	0.526	
MIB Na _z at Plus TD 3-Y Monthly	20,000,001	030,000,000	0.527	
MIB Na _z at Plus TD 3-Y Monthly	30,000,001	040,000,000	0.528	

Handwritten signature
Carlin



MCB Islamic Bank Ltd.

Profit Rate Declaration Sheet

07-DEC-18 10:17:25

Dated: 30-NOV-18

General Pool

Acct. Description	From Pool	To Pool	Weightages	Profit Rate
MIB Na ₂ at Plus TD 3-Y Monthly	40,000,001	050,000,000	0.534	
MIB Na ₂ at Plus TD 3-Y Monthly	50,000,001	060,000,000	0.549	
MIB Na ₂ at Plus TD 3-Y Monthly	60,000,001	070,000,000	0.550	
MIB Na ₂ at Plus TD 3-Y Monthly	70,000,001	080,000,000	0.551	
MIB Na ₂ at Plus TD 3-Y Monthly	80,000,001	090,000,000	0.552	
MIB Na ₂ at Plus TD 3-Y Monthly	90,000,001	0100,000,000	0.553	
MIB Na ₂ at Plus TD 3-Y Monthly	100,000,001	0250,000,000	0.563	
MIB Na ₂ at Plus TD 3-Y Monthly	250,000,001	0500,000,000	0.567	
MIB Na ₂ at Plus TD 3-Y Monthly	500,000,001	0750,000,000	0.572	
MIB Na ₂ at Plus TD 3-Y Monthly	750,000,001	01,000,000,000	0.587	
MIB Na ₂ at Plus TD 3-Y Monthly	1,000,000,001	099,999,999,999,999	0.597	
MIB Na ₂ at Plus TD 3-Y Quarterly	0	025,000	0.362	
MIB Na ₂ at Plus TD 3-Y Quarterly	25,001	0100,000	0.363	
MIB Na ₂ at Plus TD 3-Y Quarterly	100,001	0500,000	0.364	
MIB Na ₂ at Plus TD 3-Y Quarterly	500,001	01,000,000	0.365	4.7176
MIB Na ₂ at Plus TD 3-Y Quarterly	1,000,001	05,000,000	0.366	
MIB Na ₂ at Plus TD 3-Y Quarterly	5,000,001	010,000,000	0.476	6.1524
MIB Na ₂ at Plus TD 3-Y Quarterly	10,000,001	020,000,000	0.529	6.8375
MIB Na ₂ at Plus TD 3-Y Quarterly	20,000,001	030,000,000	0.530	
MIB Na ₂ at Plus TD 3-Y Quarterly	30,000,001	040,000,000	0.531	
MIB Na ₂ at Plus TD 3-Y Quarterly	40,000,001	050,000,000	0.537	
MIB Na ₂ at Plus TD 3-Y Quarterly	50,000,001	060,000,000	0.552	
MIB Na ₂ at Plus TD 3-Y Quarterly	60,000,001	070,000,000	0.553	
MIB Na ₂ at Plus TD 3-Y Quarterly	70,000,001	080,000,000	0.554	
MIB Na ₂ at Plus TD 3-Y Quarterly	80,000,001	090,000,000	0.555	
MIB Na ₂ at Plus TD 3-Y Quarterly	90,000,001	0100,000,000	0.556	
MIB Na ₂ at Plus TD 3-Y Quarterly	100,000,001	0250,000,000	0.633	
MIB Na ₂ at Plus TD 3-Y Quarterly	250,000,001	0500,000,000	0.657	
MIB Na ₂ at Plus TD 3-Y Quarterly	500,000,001	0750,000,000	0.658	
MIB Na ₂ at Plus TD 3-Y Quarterly	750,000,001	01,000,000,000	0.659	
MIB Na ₂ at Plus TD 3-Y Quarterly	1,000,000,001	099,999,999,999,999	0.660	
MIB Na'mat Plus TD 3-Y Maturity	0	025,000	0.362	
MIB Na'mat Plus TD 3-Y Maturity	25,001	0100,000	0.363	
MIB Na'mat Plus TD 3-Y Maturity	100,001	0500,000	0.364	
MIB Na'mat Plus TD 3-Y Maturity	500,001	01,000,000	0.365	
MIB Na'mat Plus TD 3-Y Maturity	1,000,001	05,000,000	0.366	
MIB Na'mat Plus TD 3-Y Maturity	5,000,001	010,000,000	0.476	
MIB Na'mat Plus TD 3-Y Maturity	10,000,001	020,000,000	0.529	
MIB Na'mat Plus TD 3-Y Maturity	20,000,001	030,000,000	0.530	
MIB Na'mat Plus TD 3-Y Maturity	30,000,001	040,000,000	0.531	
MIB Na'mat Plus TD 3-Y Maturity	40,000,001	050,000,000	0.556	
MIB Na'mat Plus TD 3-Y Maturity	50,000,001	060,000,000	0.561	
MIB Na'mat Plus TD 3-Y Maturity	60,000,001	070,000,000	0.566	
MIB Na'mat Plus TD 3-Y Maturity	70,000,001	080,000,000	0.571	
MIB Na'mat Plus TD 3-Y Maturity	80,000,001	090,000,000	0.576	
MIB Na'mat Plus TD 3-Y Maturity	90,000,001	0100,000,000	0.581	
MIB Na'mat Plus TD 3-Y Maturity	100,000,001	0250,000,000	0.640	
MIB Na'mat Plus TD 3-Y Maturity	250,000,001	0500,000,000	0.660	
MIB Na'mat Plus TD 3-Y Maturity	500,000,001	0750,000,000	0.661	
MIB Na'mat Plus TD 3-Y Maturity	750,000,001	01,000,000,000	0.662	

Handwritten signature and name: Cerkini



MCB Islamic Bank Ltd.

Profit Rate Declaration Sheet

07-DEC-18 10:17:25

Dated: 30-NOV-18

General Pool

Acct. Description	From Pool	To Pool	Weightages	Profit Rate
MIB Na'mat Plus TD 3-Y Maturity	1,000,000,001	099,999,999,999,999	0.663	
MIB Na'at Plus TD 5-Y Monthly	0	025,000	0.364	
MIB Na'at Plus TD 5-Y Monthly	25,001	0100,000	0.365	
MIB Na'at Plus TD 5-Y Monthly	100,001	0500,000	0.366	4.7303
MIB Na'at Plus TD 5-Y Monthly	500,001	01,000,000	0.367	4.7433
MIB Na'at Plus TD 5-Y Monthly	1,000,001	05,000,000	0.368	4.7566
MIB Na'at Plus TD 5-Y Monthly	5,000,001	010,000,000	0.478	6.1783
MIB Na'at Plus TD 5-Y Monthly	10,000,001	020,000,000	0.531	
MIB Na'at Plus TD 5-Y Monthly	20,000,001	030,000,000	0.532	
MIB Na'at Plus TD 5-Y Monthly	30,000,001	040,000,000	0.533	
MIB Na'at Plus TD 5-Y Monthly	40,000,001	050,000,000	0.539	
MIB Na'at Plus TD 5-Y Monthly	50,000,001	060,000,000	0.554	
MIB Na'at Plus TD 5-Y Monthly	60,000,001	070,000,000	0.555	
MIB Na'at Plus TD 5-Y Monthly	70,000,001	080,000,000	0.556	
MIB Na'at Plus TD 5-Y Monthly	80,000,001	090,000,000	0.557	
MIB Na'at Plus TD 5-Y Monthly	90,000,001	0100,000,000	0.558	
MIB Na'at Plus TD 5-Y Monthly	100,000,001	0250,000,000	0.568	
MIB Na'at Plus TD 5-Y Monthly	250,000,001	0500,000,000	0.572	
MIB Na'at Plus TD 5-Y Monthly	500,000,001	0750,000,000	0.577	
MIB Na'at Plus TD 5-Y Monthly	750,000,001	01,000,000,000	0.592	
MIB Na'at Plus TD 5-Y Monthly	1,000,000,001	099,999,999,999,999	0.602	
MIB Na'mat Plus TD 5-Y Quarterly	0	025,000	0.367	
MIB Na'mat Plus TD 5-Y Quarterly	25,001	0100,000	0.368	
MIB Na'mat Plus TD 5-Y Quarterly	100,001	0500,000	0.369	
MIB Na'mat Plus TD 5-Y Quarterly	500,001	01,000,000	0.370	
MIB Na'mat Plus TD 5-Y Quarterly	1,000,001	05,000,000	0.371	
MIB Na'mat Plus TD 5-Y Quarterly	5,000,001	010,000,000	0.481	
MIB Na'mat Plus TD 5-Y Quarterly	10,000,001	020,000,000	0.534	
MIB Na'mat Plus TD 5-Y Quarterly	20,000,001	030,000,000	0.535	
MIB Na'mat Plus TD 5-Y Quarterly	30,000,001	040,000,000	0.536	
MIB Na'mat Plus TD 5-Y Quarterly	40,000,001	050,000,000	0.542	
MIB Na'mat Plus TD 5-Y Quarterly	50,000,001	060,000,000	0.557	
MIB Na'mat Plus TD 5-Y Quarterly	60,000,001	070,000,000	0.558	
MIB Na'mat Plus TD 5-Y Quarterly	70,000,001	080,000,000	0.559	
MIB Na'mat Plus TD 5-Y Quarterly	80,000,001	090,000,000	0.560	
MIB Na'mat Plus TD 5-Y Quarterly	90,000,001	0100,000,000	0.561	
MIB Na'mat Plus TD 5-Y Quarterly	100,000,001	0250,000,000	0.638	
MIB Na'mat Plus TD 5-Y Quarterly	250,000,001	0500,000,000	0.662	
MIB Na'mat Plus TD 5-Y Quarterly	500,000,001	0750,000,000	0.663	
MIB Na'mat Plus TD 5-Y Quarterly	750,000,001	01,000,000,000	0.664	
MIB Na'mat Plus TD 5-Y Quarterly	1,000,000,001	099,999,999,999,999	0.665	
MIB Na'at Plus TD 5-Y Maturity	0	025,000	0.363	
MIB Na'at Plus TD 5-Y Maturity	25,001	0100,000	0.364	
MIB Na'at Plus TD 5-Y Maturity	100,001	0500,000	0.365	4.7207
MIB Na'at Plus TD 5-Y Maturity	500,001	01,000,000	0.366	
MIB Na'at Plus TD 5-Y Maturity	1,000,001	05,000,000	0.367	
MIB Na'at Plus TD 5-Y Maturity	5,000,001	010,000,000	0.477	
MIB Na'at Plus TD 5-Y Maturity	10,000,001	020,000,000	0.530	
MIB Na'at Plus TD 5-Y Maturity	20,000,001	030,000,000	0.531	
MIB Na'at Plus TD 5-Y Maturity	30,000,001	040,000,000	0.532	



MCB Islamic Bank Ltd.

Profit Rate Declaration Sheet

Dated: 30-NOV-18

07-DEC-18 10:17:25

General Pool

Acct. Description	From Pool	To Pool	Weightages	Profit Rate
MIB Na ₂ at Plus TD 5-Y Maturity	40,000,001	050,000,000	0.557	
MIB Na ₂ at Plus TD 5-Y Maturity	50,000,001	060,000,000	0.562	
MIB Na ₂ at Plus TD 5-Y Maturity	60,000,001	070,000,000	0.567	
MIB Na ₂ at Plus TD 5-Y Maturity	70,000,001	080,000,000	0.572	
MIB Na ₂ at Plus TD 5-Y Maturity	80,000,001	090,000,000	0.577	
MIB Na ₂ at Plus TD 5-Y Maturity	90,000,001	0100,000,000	0.582	
MIB Na ₂ at Plus TD 5-Y Maturity	100,000,001	0250,000,000	0.641	
MIB Na ₂ at Plus TD 5-Y Maturity	250,000,001	0500,000,000	0.661	
MIB Na ₂ at Plus TD 5-Y Maturity	500,000,001	0750,000,000	0.662	
MIB Na ₂ at Plus TD 5-Y Maturity	750,000,001	01,000,000,000	0.663	
MIB Na ₂ at Plus TD 5-Y Maturity	1,000,000,001	099,999,999,999,999	0.664	
MIB Aasoodgi Term Deposit	0	025,000	0.470	6.0773
MIB Aasoodgi Term Deposit	25,001	0100,000	0.470	6.075
MIB Aasoodgi Term Deposit	100,001	0500,000	0.470	6.0749
MIB Aasoodgi Term Deposit	500,001	01,000,000	0.470	6.0748
MIB Aasoodgi Term Deposit	1,000,001	05,000,000	0.470	6.0749
MIB Aasoodgi Term Deposit	5,000,001	010,000,000	0.470	
MIB Aasoodgi Term Deposit	10,000,001	020,000,000	0.470	
MIB Aasoodgi Term Deposit	20,000,001	030,000,000	0.470	
MIB Aasoodgi Term Deposit	30,000,001	040,000,000	0.470	
MIB Aasoodgi Term Deposit	40,000,001	050,000,000	0.470	
MIB Aasoodgi Term Deposit	50,000,001	060,000,000	0.470	
MIB Aasoodgi Term Deposit	60,000,001	070,000,000	0.470	
MIB Aasoodgi Term Deposit	70,000,001	080,000,000	0.470	
MIB Aasoodgi Term Deposit	80,000,001	090,000,000	0.470	
MIB Aasoodgi Term Deposit	90,000,001	0100,000,000	0.470	
MIB Aasoodgi Term Deposit	100,000,001	0250,000,000	0.470	
MIB Aasoodgi Term Deposit	250,000,001	0500,000,000	0.470	
MIB Aasoodgi Term Deposit	500,000,001	0750,000,000	0.470	
MIB Aasoodgi Term Deposit	750,000,001	01,000,000,000	0.470	
MIB Aasoodgi Term Deposit	1,000,000,001	099,999,999,999,999	0.470	
MIB Na ₂ at Plus TD 2-M Maturity	0	025,000	0.351	
MIB Na ₂ at Plus TD 2-M Maturity	25,001	0100,000	0.352	
MIB Na ₂ at Plus TD 2-M Maturity	100,001	0500,000	0.353	
MIB Na ₂ at Plus TD 2-M Maturity	500,001	01,000,000	0.354	4.5759
MIB Na ₂ at Plus TD 2-M Maturity	1,000,001	05,000,000	0.355	
MIB Na ₂ at Plus TD 2-M Maturity	5,000,001	010,000,000	0.455	
MIB Na ₂ at Plus TD 2-M Maturity	10,000,001	020,000,000	0.460	
MIB Na ₂ at Plus TD 2-M Maturity	20,000,001	030,000,000	0.465	
MIB Na ₂ at Plus TD 2-M Maturity	30,000,001	040,000,000	0.470	
MIB Na ₂ at Plus TD 2-M Maturity	40,000,001	050,000,000	0.475	
MIB Na ₂ at Plus TD 2-M Maturity	50,000,001	060,000,000	0.515	
MIB Na ₂ at Plus TD 2-M Maturity	60,000,001	070,000,000	0.520	
MIB Na ₂ at Plus TD 2-M Maturity	70,000,001	080,000,000	0.525	
MIB Na ₂ at Plus TD 2-M Maturity	80,000,001	090,000,000	0.530	
MIB Na ₂ at Plus TD 2-M Maturity	90,000,001	0100,000,000	0.535	
MIB Na ₂ at Plus TD 2-M Maturity	100,000,001	0250,000,000	0.574	
MIB Na ₂ at Plus TD 2-M Maturity	250,000,001	0500,000,000	0.575	
MIB Na ₂ at Plus TD 2-M Maturity	500,000,001	0750,000,000	0.576	
MIB Na ₂ at Plus TD 2-M Maturity	750,000,001	01,000,000,000	0.577	

Handwritten signature
Carlin



MCB Islamic Bank Ltd.

Profit Rate Declaration Sheet

07-DEC-18 10:17:25

Dated: 30-NOV-18

General Pool

Acct. Description	From Pool	To Pool	Weightages	Profit Rate
MIB Na'at Plus TD 2-M Maturity	1,000,000,001	099,999,999,999,999	0.578	
CHARITY FUNDS ACCOUNT	0	099,999,999,999,999	0.250	
MODARABA PLACEMENT 6 MONTH (GP)	0	099,999,999,999,999		
MIB Imaan Foreign Currency Saving Accou	0	099,999,999,999,999	0.065	.8401
MIB Imaan Foreign Currency Saving Accou	0	099,999,999,999,999	0.008	.1034
MIB Imaan Foreign Currency Saving Accou	0	099,999,999,999,999	0.008	.1034
MIB Asaan Saving Account	0	099,999,999,999,999	0.250	3.2313
MIB Barkat Saving Plus Account	0	0100,000	0.354	4.5756
MIB Barkat Saving Plus Account	100,001	0500,000	0.354	4.5756
MIB Barkat Saving Plus Account	500,001	01,000,000	0.354	4.5756
MIB Barkat Saving Plus Account	1,000,001	05,000,000	0.354	4.5756
MIB Barkat Saving Plus Account	5,000,001	010,000,000	0.354	4.5756
MIB Barkat Saving Plus Account	10,000,001	025,000,000	0.354	4.5756
MIB Barkat Saving Plus Account	25,000,001	050,000,000	0.354	4.5756
MIB Barkat Saving Plus Account	50,000,001	0100,000,000	0.354	4.5756
MIB Barkat Saving Plus Account	100,000,001	0200,000,000	0.354	4.5756
MIB Barkat Saving Plus Account	200,000,001	0300,000,000	0.354	
MIB Barkat Saving Plus Account	300,000,001	0500,000,000	0.354	
MIB Barkat Saving Plus Account	500,000,001	01,000,000,000	0.354	4.5756
MIB Barkat Saving Plus Account	1,000,000,001	02,000,000,000	0.354	
MIB Barkat Saving Plus Account	2,000,000,001	099,999,999,999,999	0.354	
MIB Barkat Saving Premium Account	0	01,000,000	0.354	4.5756
MIB Barkat Saving Premium Account	1,000,001	05,000,000	0.359	4.6402
MIB Barkat Saving Premium Account	5,000,001	010,000,000	0.364	4.7048
MIB Barkat Saving Premium Account	10,000,001	050,000,000	0.434	5.6096
MIB Barkat Saving Premium Account	50,000,001	0100,000,000	0.436	5.6355
MIB Barkat Saving Premium Account	100,000,001	0250,000,000	0.460	5.9457
MIB Barkat Saving Premium Account	250,000,001	0500,000,000	0.470	6.0749
MIB Barkat Saving Premium Account	500,000,001	01,000,000,000	0.475	
MIB Barkat Saving Premium Account	1,000,000,001	099,999,999,999,999	0.480	
MIB Barkat Super Saving Account	0	0200,000,000	0.402	5.196
MIB Barkat Super Saving Account	200,000,001	0500,000,000	0.472	6.1008
MIB Barkat Super Saving Account	500,000,001	0750,000,000	0.512	6.6178
MIB Barkat Super Saving Account	750,000,001	01,000,000,000	0.547	
MIB Barkat Super Saving Account	1,000,000,001	02,000,000,000	0.617	
MIB Barkat Super Saving Account	2,000,000,001	03,000,000,000	0.661	8.5437
MIB Barkat Super Saving Account	3,000,000,001	099,999,999,999,999	0.663	8.5695
MIB Na'at TD 1-M Maturity	0	099,999,999,999,999	0.359	
MIB Na'at TD 3-M Maturity	0	099,999,999,999,999	0.364	
MIB Na'at TD 6-M Maturity	0	099,999,999,999,999	0.369	4.7693
MIB Na'at TD 1-Y Maturity	0	099,999,999,999,999	0.419	
MIB Na'at TD 2-Y Maturity	0	099,999,999,999,999	0.423	
MIB Na'at TD 3-Y Maturity	0	099,999,999,999	0.427	
MIB Na'at TD 5-Y Maturity	0	099,999,999,999,999	0.431	
MIB Na'at TD 1-Y Monthly	0	099,999,999,999,999	0.372	
MIB Na'at TD 2-Y Monthly	0	099,999,999,999,999	0.373	
MIB Na'at TD 3-Y Monthly	0	099,999,999,999,999	0.374	
MIB Na'at TD 5-Y Monthly	0	099,999,999,999,999	0.375	
MIB Na'at TD 1-Y Quarterly	0	099,999,999,999,999	0.377	
MIB Na'at TD 2-Y Quarterly	0	099,999,999,999,999	0.378	

Carlin



MCB Islamic Bank Ltd.

Profit Rate Declaration Sheet

Dated: 30-NOV-18

07-DEC-18 10:17:25

General Pool

Acct. Description	From Pool	To Pool	Weightages	Profit Rate
MIB Na'mat TD 3-Y Quarterly	0	099,999,999,999,999	0.379	
MIB Na'mat TD 5-Y Quarterly	0	099,999,999,999,999	0.380	
MIB FI TD 1-M Maturity	0	099,999,999,999,999	0.385	
ADVANCE SECURITY RECEIPT - CAR IJARAH	0	099,999,999,999,999	0.003	.0388
ADVANCE SECURITY RECEIPT - EQUIPMENT IJA	0	099,999,999,999,999	0.003	.0388
ADVANCE SECURITY RECEIPT - LC UNDER MURA	0	099,999,999,999,999	0.003	0
ADVANCE SECURITY RECEIPT - BANK GUARANTE	0	099,999,999,999,999	0.003	.0388
ADVANCE SECURITY RECEIPT - DM OTHER	0	099,999,999,999,999	0.003	.0389
ADVANCE SECURITY RECEIPT - DM STAFF	0	099,999,999,999,999	0.003	.0388
ADVANCE SECURITY RECEIPT - OTHERS	0	099,999,999,999,999	0.003	.0388
ADV SECURITY RECEIPT - ADVANCE RENTALS	0	099,999,999,999,999	0.003	
ADV SEC RECPT-LC UNDER SERVICE IJARAH	0	099,999,999,999,999	0.003	
ADVANCE SECURITY RECEIPT - FCY OTHERS	0	099,999,999,999,999	0.003	
	0	099,999,999,999,999		
NA'MAT TD A/C - 2 YEARS HALF YEARLY	0	025,000	0.362	
NA'MAT TD A/C - 2 YEARS HALF YEARLY	25,001	0100,000	0.363	
NA'MAT TD A/C - 2 YEARS HALF YEARLY	100,001	0500,000	0.364	
NA'MAT TD A/C - 2 YEARS HALF YEARLY	500,001	01,000,000	0.365	
NA'MAT TD A/C - 2 YEARS HALF YEARLY	1,000,001	05,000,000	0.366	
NA'MAT TD A/C - 2 YEARS HALF YEARLY	5,000,001	010,000,000	0.476	
NA'MAT TD A/C - 2 YEARS HALF YEARLY	5,000,001	010,000,000		
NA'MAT TD A/C - 2 YEARS HALF YEARLY	10,000,001	020,000,000	0.529	
NA'MAT TD A/C - 2 YEARS HALF YEARLY	20,000,001	030,000,000	0.530	
NA'MAT TD A/C - 2 YEARS HALF YEARLY	30,000,001	040,000,000	0.531	
NA'MAT TD A/C - 2 YEARS HALF YEARLY	40,000,001	050,000,000	0.537	
NA'MAT TD A/C - 2 YEARS HALF YEARLY	50,000,001	060,000,000	0.552	
NA'MAT TD A/C - 2 YEARS HALF YEARLY	50,000,001	060,000,000		
NA'MAT TD A/C - 2 YEARS HALF YEARLY	60,000,001	070,000,000	0.553	
NA'MAT TD A/C - 2 YEARS HALF YEARLY	60,000,001	070,000,000		
NA'MAT TD A/C - 2 YEARS HALF YEARLY	70,000,001	080,000,000	0.554	
NA'MAT TD A/C - 2 YEARS HALF YEARLY	80,000,001	090,000,000	0.555	
NA'MAT TD A/C - 2 YEARS HALF YEARLY	90,000,001	0100,000,000	0.556	
NA'MAT TD A/C - 2 YEARS HALF YEARLY	100,000,001	0250,000,000	0.633	
NA'MAT TD A/C - 2 YEARS HALF YEARLY	250,000,001	0500,000,000	0.657	
NA'MAT TD A/C - 2 YEARS HALF YEARLY	500,000,001	0750,000,000	0.658	
NA'MAT TD A/C - 2 YEARS HALF YEARLY	750,000,001	01,000,000,000	0.659	
NA'MAT TD A/C - 2 YEARS HALF YEARLY	1,000,000,001	099,999,999,999,999	0.660	
MIB Atfaal Saving Account	1	099,999,999,999,999	0.250	3.2313
NA'MAT FCY Term Deposit 1 Month Maturity	1,000	025,000	0.038	
NA'MAT FCY Term Deposit 1 Month Maturity	25,001	050,000	0.039	
NA'MAT FCY Term Deposit 1 Month Maturity	50,001	0250,000	0.040	
NA'MAT FCY Term Deposit 1 Month Maturity	250,001	0500,000	0.041	
NA'MAT FCY Term Deposit 1 Month Maturity	500,001	099,999,999,999,999	0.042	
NA'MAT FCY Term Deposit 3 Months Monthly	1,000	025,000	0.039	
NA'MAT FCY Term Deposit 3 Months Monthly	25,001	050,000	0.040	
NA'MAT FCY Term Deposit 3 Months Monthly	50,001	0250,000	0.041	
NA'MAT FCY Term Deposit 3 Months Monthly	250,001	0500,000	0.042	
NA'MAT FCY Term Deposit 3 Months Monthly	500,001	099,999,999,999,999	0.043	
MIB Na ₂ at Plus FCY Term Deposit 3-M Matu	1,000	025,000	0.040	.5207
MIB Na ₂ at Plus FCY Term Deposit 3-M Matu	25,001	050,000	0.041	



MCB Islamic Bank Ltd.

Profit Rate Declaration Sheet

Dated: 30-NOV-18

07-DEC-18 10:17:25

General Pool

Acct. Description	From Pool	To Pool	Weightages	Profit Rate
MIB Na'at Plus FCY Term Deposit 3-M Matu	50,001	0250,000	0.042	
MIB Na'at Plus FCY Term Deposit 3-M Matu	250,001	0500,000	0.043	
MIB Na'at Plus FCY Term Deposit 3-M Matu	500,001	099,999,999,999,999	0.161	2.081
Nai'mat Fcy Term Deposit 6Months Monthly	1,000	025,000	0.041	
Nai'mat Fcy Term Deposit 6Months Monthly	25,001	050,000	0.042	
Nai'mat Fcy Term Deposit 6Months Monthly	50,001	0250,000	0.043	
Nai'mat Fcy Term Deposit 6Months Monthly	250,001	0500,000	0.044	
Nai'mat Fcy Term Deposit 6Months Monthly	500,001	099,999,999,999,999	0.045	
MIB Na'at Plus FCY Term Deposit 6-M Matu	1,000	025,000	0.042	
MIB Na'at Plus FCY Term Deposit 6-M Matu	25,001	050,000	0.043	
MIB Na'at Plus FCY Term Deposit 6-M Matu	50,001	0250,000	0.044	
MIB Na'at Plus FCY Term Deposit 6-M Matu	250,001	0500,000	0.045	
MIB Na'at Plus FCY Term Deposit 6-M Matu	500,001	099,999,999,999,999	0.046	.5946
Nai'mat Fcy Term Deposit 1 Year Monthly	1,000	025,000	0.043	
Nai'mat Fcy Term Deposit 1 Year Monthly	25,001	050,000	0.044	
Nai'mat Fcy Term Deposit 1 Year Monthly	50,001	0250,000	0.045	
Nai'mat Fcy Term Deposit 1 Year Monthly	250,001	0500,000	0.046	
Nai'mat Fcy Term Deposit 1 Year Monthly	500,001	099,999,999,999,999	0.047	
MIB Na'at Plus FCY Term Deposit 1-Y Matu	1,000	025,000	0.044	
MIB Na'at Plus FCY Term Deposit 1-Y Matu	25,001	050,000	0.045	
MIB Na'at Plus FCY Term Deposit 1-Y Matu	50,000	0250,000	0.046	
MIB Na'at Plus FCY Term Deposit 1-Y Matu	250,001	0500,000	0.047	
MIB Na'at Plus FCY Term Deposit 1-Y Matu	500,001	099,999,999,999,999	0.048	.6204
Nai'mat Fcy Term Deposit 2 Years Monthly	1,000	025,000	0.045	
Nai'mat Fcy Term Deposit 2 Years Monthly	25,001	050,000	0.046	
Nai'mat Fcy Term Deposit 2 Years Monthly	50,001	0250,000	0.047	
Nai'mat Fcy Term Deposit 2 Years Monthly	250,001	0500,000	0.048	
Nai'mat Fcy Term Deposit 2 Years Monthly	500,001	099,999,999,999,999	0.049	
Nai'mat Fcy Term Deposit 2Years Maturity	1,000	025,000	0.046	
Nai'mat Fcy Term Deposit 2Years Maturity	25,001	050,000	0.047	
Nai'mat Fcy Term Deposit 2Years Maturity	50,001	0250,000	0.048	
Nai'mat Fcy Term Deposit 2Years Maturity	250,001	0500,000	0.049	
Nai'mat Fcy Term Deposit 2Years Maturity	500,001	099,999,999,999,999	0.050	
MIB Na'mat Plus FCY Term Deposit 3-M Mon	1,000	025,000	0.047	
MIB Na'mat Plus FCY Term Deposit 3-M Mon	25,001	050,000	0.048	
MIB Na'mat Plus FCY Term Deposit 3-M Mon	50,001	0250,000	0.049	
MIB Na'mat Plus FCY Term Deposit 3-M Mon	250,001	0500,000	0.050	
MIB Na'mat Plus FCY Term Deposit 3-M Mon	500,001	099,999,999,999,999	0.051	
MIB Na'mat Plus FCY Term Deposit 3-Y Mat	1,000	025,000	0.048	
MIB Na'mat Plus FCY Term Deposit 3-Y Mat	25,001	050,000	0.049	
MIB Na'mat Plus FCY Term Deposit 3-Y Mat	50,001	0250,000	0.050	
MIB Na'mat Plus FCY Term Deposit 3-Y Mat	250,001	0500,000	0.051	
MIB Na'mat Plus FCY Term Deposit 3-Y Mat	500,001	099,999,999,999,999	0.052	
Nai?matFcyTermDeposit1MonthMaturityEURO	1,000	025,000	0.038	
Nai?matFcyTermDeposit1MonthMaturityEURO	25,001	050,000	0.039	
Nai?matFcyTermDeposit1MonthMaturityEURO	50,001	0250,000	0.040	
Nai?matFcyTermDeposit1MonthMaturityEURO	250,001	0500,000	0.041	
Nai?matFcyTermDeposit1MonthMaturityEURO	500,001	099,999,999,999,999	0.042	
Nai?matFcyTermDeposit3Months MonthlyEURO	1,000	025,000	0.039	
Nai?matFcyTermDeposit3Months MonthlyEURO	25,001	050,000	0.040	



Profit Rate Declaration Sheet

07-DEC-18 10:17:25

Dated: 30-NOV-18

MCB Islamic Bank Ltd.

General Pool

Acct. Description	From Pool	To Pool	Weightages	Profit Rate
Nai?matFcyTermDeposit3Months MonthlyEURO	50,001	0250,000	0.041	
Nai?matFcyTermDeposit3Months MonthlyEURO	250,001	0500,000	0.042	
Nai?matFcyTermDeposit3Months MonthlyEURO	500,001	099,999,999,999,999	0.043	
Nai?matFcyTermDeposit3MonthsMaturityEURO	1,000	025,000	0.040	
Nai?matFcyTermDeposit3MonthsMaturityEURO	25,001	050,000	0.041	
Nai?matFcyTermDeposit3MonthsMaturityEURO	50,001	0250,000	0.042	
Nai?matFcyTermDeposit3MonthsMaturityEURO	250,001	0500,000	0.043	
Nai?matFcyTermDeposit3MonthsMaturityEURO	500,001	099,999,999,999,999	0.161	
Nai?matFcyTermDeposit6MonthsMonthlyEURO	1,000	025,000	0.041	
Nai?matFcyTermDeposit6MonthsMonthlyEURO	25,001	050,000	0.042	
Nai?matFcyTermDeposit6MonthsMonthlyEURO	50,001	0250,000	0.043	
Nai?matFcyTermDeposit6MonthsMonthlyEURO	250,001	0500,000	0.044	
Nai?matFcyTermDeposit6MonthsMonthlyEURO	500,001	099,999,999,999,999	0.045	
Nai?matFcyTerm Deposit6MonthMaturityEURO	1,000	025,000	0.042	
Nai?matFcyTerm Deposit6MonthMaturityEURO	25,001	050,000	0.043	
Nai?matFcyTerm Deposit6MonthMaturityEURO	50,001	0250,000	0.044	
Nai?matFcyTerm Deposit6MonthMaturityEURO	250,001	0500,000	0.045	
Nai?matFcyTerm Deposit6MonthMaturityEURO	500,001	099,999,999,999,999	0.046	
Nai?matFcyTermDeposit1YearMonthlyEURO	1,000	025,000	0.043	
Nai?matFcyTermDeposit1YearMonthlyEURO	25,001	050,000	0.044	
Nai?matFcyTermDeposit1YearMonthlyEURO	50,001	0250,000	0.045	
Nai?matFcyTermDeposit1YearMonthlyEURO	250,001	0500,000	0.046	
Nai?matFcyTermDeposit1YearMonthlyEURO	500,001	099,999,999,999,999	0.047	
Nai?matFcyTermDeposit1YearMaturityEURO	1,000	025,000	0.044	
Nai?matFcyTermDeposit1YearMaturityEURO	25,001	050,000	0.045	
Nai?matFcyTermDeposit1YearMaturityEURO	50,001	0250,000	0.046	
Nai?matFcyTermDeposit1YearMaturityEURO	250,001	0500,000	0.047	
Nai?matFcyTermDeposit1YearMaturityEURO	500,001	099,999,999,999,999	0.048	.6204
Nai?matFcyTermDeposit2YearsMonthlyEURO	1,000	025,000	0.045	
Nai?matFcyTermDeposit2YearsMonthlyEURO	25,001	050,000	0.046	
Nai?matFcyTermDeposit2YearsMonthlyEURO	50,001	0250,000	0.047	
Nai?matFcyTermDeposit2YearsMonthlyEURO	250,001	0500,000	0.048	
Nai?matFcyTermDeposit2YearsMonthlyEURO	500,001	099,999,999,999,999	0.049	
Nai?matFcyTermDeposit2YearsMaturityEURO	1,000	025,000	0.046	
Nai?matFcyTermDeposit2YearsMaturityEURO	25,001	050,000	0.047	
Nai?matFcyTermDeposit2YearsMaturityEURO	50,001	0250,000	0.048	
Nai?matFcyTermDeposit2YearsMaturityEURO	250,001	0500,000	0.049	
Nai?matFcyTermDeposit2YearsMaturityEURO	500,001	099,999,999,999,999	0.050	
Nai?matFcyTermDeposit3YearsMonthlyEURO	1,000	025,000	0.047	
Nai?matFcyTermDeposit3YearsMonthlyEURO	25,001	050,000	0.048	
Nai?matFcyTermDeposit3YearsMonthlyEURO	50,001	0250,000	0.049	
Nai?matFcyTermDeposit3YearsMonthlyEURO	250,001	0500,000	0.050	
Nai?matFcyTermDeposit3YearsMonthlyEURO	500,001	099,999,999,999,999	0.051	
Nai?matFcyTermDeposit3YearsMaturityEURO	1,000	025,000	0.048	
Nai?matFcyTermDeposit3YearsMaturityEURO	25,001	050,000	0.049	
Nai?matFcyTermDeposit3YearsMaturityEURO	50,001	0250,000	0.050	
Nai?matFcyTermDeposit3YearsMaturityEURO	250,001	0500,000	0.051	
Nai?matFcyTermDeposit3YearsMaturityEURO	500,001	099,999,999,999,999	0.052	
Nai?matFcyTermDeposit1MonthMaturityGBP	1,000	025,000	0.038	
Nai?matFcyTermDeposit1MonthMaturityGBP	25,001	050,000	0.039	

Ceribir



Profit Rate Declaration Sheet

07-DEC-18 10:17:25

Dated: 30-NOV-18

MCB Islamic Bank Ltd.

General Pool

Acct. Description	From Pool	To Pool	Weightages	Profit Rate
Nai?matFcyTermDeposit1MonthMaturityGBP	50,001	0250,000	0.040	
Nai?matFcyTermDeposit1MonthMaturityGBP	250,001	0500,000	0.041	
Nai?matFcyTermDeposit1MonthMaturityGBP	500,001	099,999,999,999,999	0.042	
Nai?matFcyTermDeposit3Months MonthlyGBP	1,000	025,000	0.039	
Nai?matFcyTermDeposit3Months MonthlyGBP	25,001	050,000	0.040	
Nai?matFcyTermDeposit3Months MonthlyGBP	50,001	0250,000	0.041	
Nai?matFcyTermDeposit3Months MonthlyGBP	250,001	0500,000	0.042	
Nai?matFcyTermDeposit3Months MonthlyGBP	500,001	099,999,999,999,999	0.043	
Nai?matFcyTermDeposit3MonthsMaturityGBP	1,000	025,000	0.040	
Nai?matFcyTermDeposit3MonthsMaturityGBP	25,001	050,000	0.041	
Nai?matFcyTermDeposit3MonthsMaturityGBP	50,001	0250,000	0.042	
Nai?matFcyTermDeposit3MonthsMaturityGBP	250,001	0500,000	0.043	
Nai?matFcyTermDeposit3MonthsMaturityGBP	500,001	099,999,999,999,999	0.161	
Nai?matFcyTermDeposit6MonthsMonthlyGBP	1,000	025,000	0.041	
Nai?matFcyTermDeposit6MonthsMonthlyGBP	25,001	050,000	0.042	
Nai?matFcyTermDeposit6MonthsMonthlyGBP	50,001	0250,000	0.043	
Nai?matFcyTermDeposit6MonthsMonthlyGBP	250,001	0500,000	0.044	
Nai?matFcyTermDeposit6MonthsMonthlyGBP	500,001	099,999,999,999,999	0.045	
Nai?matFcyTerm Deposit6MonthMaturityGBP	1,000	025,000	0.042	
Nai?matFcyTerm Deposit6MonthMaturityGBP	25,001	050,000	0.043	
Nai?matFcyTerm Deposit6MonthMaturityGBP	50,001	0250,000	0.044	
Nai?matFcyTerm Deposit6MonthMaturityGBP	250,001	0500,000	0.045	
Nai?matFcyTerm Deposit6MonthMaturityGBP	500,001	099,999,999,999,999	0.046	
Nai?matFcyTermDeposit1YearMonthlyGBP	1,000	025,000	0.043	
Nai?matFcyTermDeposit1YearMonthlyGBP	25,001	050,000	0.044	
Nai?matFcyTermDeposit1YearMonthlyGBP	50,001	0250,000	0.045	
Nai?matFcyTermDeposit1YearMonthlyGBP	250,001	0500,000	0.046	
Nai?matFcyTermDeposit1YearMonthlyGBP	500,001	099,999,999,999,999	0.047	
Nai?matFcyTermDeposit1YearMaturityGBP	1,000	025,000	0.044	
Nai?matFcyTermDeposit1YearMaturityGBP	25,001	050,000	0.045	
Nai?matFcyTermDeposit1YearMaturityGBP	50,001	0250,000	0.046	
Nai?matFcyTermDeposit1YearMaturityGBP	250,001	0500,000	0.047	
Nai?matFcyTermDeposit1YearMaturityGBP	500,001	099,999,999,999,999	0.048	
Nai?matFcyTermDeposit2YearsMonthlyGBP	1,000	025,000	0.045	
Nai?matFcyTermDeposit2YearsMonthlyGBP	25,001	050,000	0.046	
Nai?matFcyTermDeposit2YearsMonthlyGBP	50,001	0250,000	0.047	
Nai?matFcyTermDeposit2YearsMonthlyGBP	250,001	0500,000	0.048	
Nai?matFcyTermDeposit2YearsMonthlyGBP	500,001	099,999,999,999,999	0.049	
Nai?matFcyTermDeposit2YearsMaturityGBP	1,000	025,000	0.046	
Nai?matFcyTermDeposit2YearsMaturityGBP	25,001	050,000	0.047	
Nai?matFcyTermDeposit2YearsMaturityGBP	50,001	0250,000	0.048	
Nai?matFcyTermDeposit2YearsMaturityGBP	250,001	0500,000	0.049	
Nai?matFcyTermDeposit2YearsMaturityGBP	500,001	099,999,999,999,999	0.050	
Nai?matFcyTermDeposit3YearsMonthlyGBP	1,000	025,000	0.047	
Nai?matFcyTermDeposit3YearsMonthlyGBP	25,001	050,000	0.048	
Nai?matFcyTermDeposit3YearsMonthlyGBP	50,001	0250,000	0.049	
Nai?matFcyTermDeposit3YearsMonthlyGBP	250,001	0500,000	0.050	
Nai?matFcyTermDeposit3YearsMonthlyGBP	500,001	099,999,999,999,999	0.051	
Nai?matFcyTermDeposit3YearsMaturityGBP	1,000	025,000	0.048	
Nai?matFcyTermDeposit3YearsMaturityGBP	25,001	050,000	0.049	

Handwritten signature and name: Cevher



Profit Rate Declaration Sheet

07-DEC-18 10:17:25


Dated: 30-NOV-18

MCB Islamic Bank Ltd.

General Pool


Acct. Description	From Pool	To Pool	Weightages	Profit Rate
Nai?matFcyTermDeposit3YearsMaturityGBP	50,001	0250,000	0.050	
Nai?matFcyTermDeposit3YearsMaturityGBP	250,001	0500,000	0.051	
Nai?matFcyTermDeposit3YearsMaturityGBP	500,001	099,999,999,999,999	0.052	
Total:			235.555	4.7445

PREPARED BY:



 UNIT HEAD FCG – POOL MANAGMENT

APPROVED BY:




 MUFTI SYED SABIR HUSSAIN
 RESIDENT SHARI'AH BOARD MEMBER

RECOMMENDED BY:



 KAMRAN HAMEED - DIVISION HEAD – FCG



 SYED IFTIKHAR HUSSAIN RIZVI
 CHIEF FINANCIAL OFFICER