



MCB Islamic Bank Ltd.

Profit Rate Declaration Sheet

Dated: 31-JAN-19

08-FEB-19 17:42:13

General Pool

Acct. Description	From Pool	To Pool	Weightages	Profit Rate
MIB Imaan Saving Account	0	099,999,999,999,999	0.293	3.7039
MIB Barkat Saving Account	0	025,000	0.294	3.7165
MIB Barkat Saving Account	25,001	0100,000	0.295	3.7291
MIB Barkat Saving Account	100,001	0500,000	0.296	3.7418
MIB Barkat Saving Account	500,001	01,000,000	0.297	3.7544
MIB Barkat Saving Account	1,000,001	05,000,000	0.298	3.7671
MIB Barkat Saving Account	5,000,001	010,000,000	0.299	3.7797
MIB Barkat Saving Account	10,000,001	020,000,000	0.300	3.7923
MIB Barkat Saving Account	20,000,001	030,000,000	0.301	3.805
MIB Barkat Saving Account	30,000,001	040,000,000	0.302	3.8176
MIB Barkat Saving Account	40,000,001	050,000,000	0.303	3.8303
MIB Barkat Saving Account	50,000,001	060,000,000	0.304	
MIB Barkat Saving Account	60,000,001	070,000,000	0.305	3.8556
MIB Barkat Saving Account	70,000,001	080,000,000	0.306	
MIB Barkat Saving Account	80,000,001	090,000,000	0.307	3.8808
MIB Barkat Saving Account	90,000,001	0100,000,000	0.308	3.8935
MIB Barkat Saving Account	100,000,001	0250,000,000	0.341	4.3106
MIB Barkat Saving Account	250,000,001	0500,000,000	0.342	
MIB Barkat Saving Account	500,000,001	0750,000,000	0.343	
MIB Barkat Saving Account	750,000,001	01,000,000,000	0.344	
MIB Barkat Saving Account	1,000,000,001	099,999,999,999,999	0.345	
MIB Na'amat Plus TD 1-M Maturity	0	025,000	0.380	4.7097
MIB Na'amat Plus TD 1-M Maturity	25,001	0100,000	0.381	4.8166
MIB Na'amat Plus TD 1-M Maturity	100,001	0500,000	0.382	4.8294
MIB Na'amat Plus TD 1-M Maturity	500,001	01,000,000	0.383	4.8416
MIB Na'amat Plus TD 1-M Maturity	1,000,001	05,000,000	0.384	4.8542
MIB Na'amat Plus TD 1-M Maturity	5,000,001	010,000,000	0.484	6.1183
MIB Na'amat Plus TD 1-M Maturity	10,000,001	020,000,000	0.489	6.1815
MIB Na'amat Plus TD 1-M Maturity	20,000,001	030,000,000	0.494	6.2447
MIB Na'amat Plus TD 1-M Maturity	30,000,001	040,000,000	0.499	6.3079
MIB Na'amat Plus TD 1-M Maturity	40,000,001	050,000,000	0.504	6.3711
MIB Na'amat Plus TD 1-M Maturity	50,000,001	060,000,000	0.544	6.8768
MIB Na'amat Plus TD 1-M Maturity	60,000,001	070,000,000	0.549	6.94
MIB Na'amat Plus TD 1-M Maturity	70,000,001	080,000,000	0.554	
MIB Na'amat Plus TD 1-M Maturity	80,000,001	090,000,000	0.559	7.0664
MIB Na'amat Plus TD 1-M Maturity	90,000,001	0100,000,000	0.564	7.1296
MIB Na'amat Plus TD 1-M Maturity	100,000,001	0250,000,000	0.614	7.7617
MIB Na'amat Plus TD 1-M Maturity	250,000,001	0500,000,000	0.829	10.4795
MIB Na'amat Plus TD 1-M Maturity	500,000,001	0750,000,000	0.832	
MIB Na'amat Plus TD 1-M Maturity	750,000,001	01,000,000,000	0.833	10.5301
MIB Na'amat Plus TD 1-M Maturity	1,000,000,001	099,999,999,999,999	0.834	
MIB Na'amat Plus TD 3-M Maturity	0	025,000	0.383	4.8356
MIB Na'amat Plus TD 3-M Maturity	25,001	0100,000	0.384	4.8546
MIB Na'amat Plus TD 3-M Maturity	100,001	0500,000	0.385	4.8668
MIB Na'amat Plus TD 3-M Maturity	500,001	01,000,000	0.386	4.8795
MIB Na'amat Plus TD 3-M Maturity	1,000,001	05,000,000	0.387	4.8921
MIB Na'amat Plus TD 3-M Maturity	5,000,001	010,000,000	0.487	6.1562
MIB Na'amat Plus TD 3-M Maturity	10,000,001	020,000,000	0.492	6.2194
MIB Na'amat Plus TD 3-M Maturity	20,000,001	030,000,000	0.497	6.2826
MIB Na'amat Plus TD 3-M Maturity	30,000,001	040,000,000	0.502	



MCB Islamic Bank Ltd.

Profit Rate Declaration Sheet

Dated: 31-JAN-19

08-FEB-19 17:42:13

General Pool

Acct. Description	From Pool	To Pool	Weightages	Profit Rate
MIB Na ₂ at Plus TD 3-M Maturity	40,000,001	050,000,000	0.511	6.4596
MIB Na ₂ at Plus TD 3-M Maturity	50,000,001	060,000,000	0.569	7.1927
MIB Na ₂ at Plus TD 3-M Maturity	60,000,001	070,000,000	0.574	7.256
MIB Na ₂ at Plus TD 3-M Maturity	70,000,001	080,000,000	0.579	
MIB Na ₂ at Plus TD 3-M Maturity	80,000,001	090,000,000	0.584	
MIB Na ₂ at Plus TD 3-M Maturity	90,000,001	0100,000,000	0.589	7.4456
MIB Na ₂ at Plus TD 3-M Maturity	100,000,001	0250,000,000	0.758	9.582
MIB Na ₂ at Plus TD 3-M Maturity	250,000,001	0500,000,000	0.845	10.6818
MIB Na ₂ at Plus TD 3-M Maturity	500,000,001	0750,000,000	0.846	10.6944
MIB Na ₂ at Plus TD 3-M Maturity	750,000,001	01,000,000,000	0.847	
MIB Na ₂ at Plus TD 3-M Maturity	1,000,000,001	099,999,999,999,999	0.848	
MIB Na ₂ at Plus TD 3-M Monthly	0	025,000	0.382	
MIB Na ₂ at Plus TD 3-M Monthly	25,001	0100,000	0.383	
MIB Na ₂ at Plus TD 3-M Monthly	100,001	0500,000	0.384	
MIB Na ₂ at Plus TD 3-M Monthly	500,001	01,000,000	0.385	4.8673
MIB Na ₂ at Plus TD 3-M Monthly	1,000,001	05,000,000	0.386	4.8791
MIB Na ₂ at Plus TD 3-M Monthly	5,000,001	010,000,000	0.486	6.1435
MIB Na ₂ at Plus TD 3-M Monthly	10,000,001	020,000,000	0.491	6.2068
MIB Na ₂ at Plus TD 3-M Monthly	20,000,001	030,000,000	0.496	
MIB Na ₂ at Plus TD 3-M Monthly	30,000,001	040,000,000	0.501	6.3332
MIB Na ₂ at Plus TD 3-M Monthly	40,000,001	050,000,000	0.506	
MIB Na ₂ at Plus TD 3-M Monthly	50,000,001	060,000,000	0.555	
MIB Na ₂ at Plus TD 3-M Monthly	60,000,001	070,000,000	0.560	
MIB Na ₂ at Plus TD 3-M Monthly	70,000,001	080,000,000	0.565	
MIB Na ₂ at Plus TD 3-M Monthly	80,000,001	090,000,000	0.570	
MIB Na ₂ at Plus TD 3-M Monthly	90,000,001	0100,000,000	0.575	
MIB Na ₂ at Plus TD 3-M Monthly	100,000,001	0250,000,000	0.595	7.5215
MIB Na ₂ at Plus TD 3-M Monthly	250,000,001	0500,000,000	0.615	
MIB Na ₂ at Plus TD 3-M Monthly	500,000,001	0750,000,000	0.635	
MIB Na ₂ at Plus TD 3-M Monthly	750,000,001	01,000,000,000	0.655	
MIB Na ₂ at Plus TD 3-M Monthly	1,000,000,001	099,999,999,999,999	0.675	
MIB Na ₂ at Plus TD 6-M Monthly	0	025,000	0.383	
MIB Na ₂ at Plus TD 6-M Monthly	25,001	0100,000	0.384	
MIB Na ₂ at Plus TD 6-M Monthly	100,001	0500,000	0.385	4.8667
MIB Na ₂ at Plus TD 6-M Monthly	500,001	01,000,000	0.386	4.8797
MIB Na ₂ at Plus TD 6-M Monthly	1,000,001	05,000,000	0.387	4.8919
MIB Na ₂ at Plus TD 6-M Monthly	5,000,001	010,000,000	0.487	6.1562
MIB Na ₂ at Plus TD 6-M Monthly	10,000,001	020,000,000	0.492	
MIB Na ₂ at Plus TD 6-M Monthly	20,000,001	030,000,000	0.497	
MIB Na ₂ at Plus TD 6-M Monthly	30,000,001	040,000,000	0.502	
MIB Na ₂ at Plus TD 6-M Monthly	40,000,001	050,000,000	0.507	
MIB Na ₂ at Plus TD 6-M Monthly	50,000,001	060,000,000	0.556	
MIB Na ₂ at Plus TD 6-M Monthly	60,000,001	070,000,000	0.561	
MIB Na ₂ at Plus TD 6-M Monthly	70,000,001	080,000,000	0.566	
MIB Na ₂ at Plus TD 6-M Monthly	80,000,001	090,000,000	0.571	
MIB Na ₂ at Plus TD 6-M Monthly	90,000,001	0100,000,000	0.576	
MIB Na ₂ at Plus TD 6-M Monthly	100,000,001	0250,000,000	0.596	
MIB Na ₂ at Plus TD 6-M Monthly	250,000,001	0500,000,000	0.616	
MIB Na ₂ at Plus TD 6-M Monthly	500,000,001	0750,000,000	0.636	
MIB Na ₂ at Plus TD 6-M Monthly	750,000,001	01,000,000,000	0.656	



MCB Islamic Bank Ltd.

Profit Rate Declaration Sheet

Dated: 31-JAN-19

08-FEB-19 17:42:13

General Pool

Acct. Description	From Pool	To Pool	Weightages	Profit Rate
MIB Na _z at Plus TD 6-M Monthly	1,000,000,001	099,999,999,999,999	0.676	
MIB Na _z at Plus TD 6-M Maturity	0	025,000	0.386	4.8792
MIB Na _z at Plus TD 6-M Maturity	25,001	0100,000	0.387	4.8934
MIB Na _z at Plus TD 6-M Maturity	100,001	0500,000	0.388	4.9046
MIB Na _z at Plus TD 6-M Maturity	500,001	01,000,000	0.389	4.9177
MIB Na _z at Plus TD 6-M Maturity	1,000,001	05,000,000	0.390	4.93
MIB Na _z at Plus TD 6-M Maturity	5,000,001	010,000,000	0.490	6.1942
MIB Na _z at Plus TD 6-M Maturity	10,000,001	020,000,000	0.495	6.2574
MIB Na _z at Plus TD 6-M Maturity	20,000,001	030,000,000	0.500	
MIB Na _z at Plus TD 6-M Maturity	30,000,001	040,000,000	0.505	
MIB Na _z at Plus TD 6-M Maturity	40,000,001	050,000,000	0.510	6.447
MIB Na _z at Plus TD 6-M Maturity	50,000,001	060,000,000	0.570	
MIB Na _z at Plus TD 6-M Maturity	60,000,001	070,000,000	0.575	
MIB Na _z at Plus TD 6-M Maturity	70,000,001	080,000,000	0.580	7.3319
MIB Na _z at Plus TD 6-M Maturity	80,000,001	090,000,000	0.585	
MIB Na _z at Plus TD 6-M Maturity	90,000,001	0100,000,000	0.590	
MIB Na _z at Plus TD 6-M Maturity	100,000,001	0250,000,000	0.759	9.5946
MIB Na _z at Plus TD 6-M Maturity	250,000,001	0500,000,000	0.760	
MIB Na _z at Plus TD 6-M Maturity	500,000,001	0750,000,000	0.848	
MIB Na _z at Plus TD 6-M Maturity	750,000,001	01,000,000,000	0.849	
MIB Na _z at Plus TD 6-M Maturity	1,000,000,001	099,999,999,999,999	0.850	
MIB Na _z at Plus TD 1-Y Monthly	0	025,000	0.387	
MIB Na _z at Plus TD 1-Y Monthly	25,001	0100,000	0.388	4.9045
MIB Na _z at Plus TD 1-Y Monthly	100,001	0500,000	0.389	4.9174
MIB Na _z at Plus TD 1-Y Monthly	500,001	01,000,000	0.390	4.9301
MIB Na _z at Plus TD 1-Y Monthly	1,000,001	05,000,000	0.391	4.9427
MIB Na _z at Plus TD 1-Y Monthly	5,000,001	010,000,000	0.521	6.586
MIB Na _z at Plus TD 1-Y Monthly	10,000,001	020,000,000	0.571	7.2181
MIB Na _z at Plus TD 1-Y Monthly	20,000,001	030,000,000	0.572	7.2307
MIB Na _z at Plus TD 1-Y Monthly	30,000,001	040,000,000	0.573	7.2434
MIB Na _z at Plus TD 1-Y Monthly	40,000,001	050,000,000	0.579	7.3192
MIB Na _z at Plus TD 1-Y Monthly	50,000,001	060,000,000	0.594	7.5088
MIB Na _z at Plus TD 1-Y Monthly	60,000,001	070,000,000	0.595	7.5215
MIB Na _z at Plus TD 1-Y Monthly	70,000,001	080,000,000	0.596	
MIB Na _z at Plus TD 1-Y Monthly	80,000,001	090,000,000	0.597	
MIB Na _z at Plus TD 1-Y Monthly	90,000,001	0100,000,000	0.598	
MIB Na _z at Plus TD 1-Y Monthly	100,000,001	0250,000,000	0.618	7.8122
MIB Na _z at Plus TD 1-Y Monthly	250,000,001	0500,000,000	0.638	
MIB Na _z at Plus TD 1-Y Monthly	500,000,001	0750,000,000	0.658	
MIB Na _z at Plus TD 1-Y Monthly	750,000,001	01,000,000,000	0.678	
MIB Na _z at Plus TD 1-Y Monthly	1,000,000,001	099,999,999,999,999	0.698	
MIB Na _z at Plus TD 1-Y Quarterly	0	025,000	0.390	4.9452
MIB Na _z at Plus TD 1-Y Quarterly	25,001	0100,000	0.391	4.9461
MIB Na _z at Plus TD 1-Y Quarterly	100,001	0500,000	0.392	4.9548
MIB Na _z at Plus TD 1-Y Quarterly	500,001	01,000,000	0.393	4.9687
MIB Na _z at Plus TD 1-Y Quarterly	1,000,001	05,000,000	0.394	4.9806
MIB Na _z at Plus TD 1-Y Quarterly	5,000,001	010,000,000	0.524	6.6239
MIB Na _z at Plus TD 1-Y Quarterly	10,000,001	020,000,000	0.574	
MIB Na _z at Plus TD 1-Y Quarterly	20,000,001	030,000,000	0.575	7.2687
MIB Na _z at Plus TD 1-Y Quarterly	30,000,001	040,000,000	0.576	



MCB Islamic Bank Ltd.

Profit Rate Declaration Sheet

Dated: 31-JAN-19

08-FEB-19 17:42:13

General Pool

Acct. Description	From Pool	To Pool	Weightages	Profit Rate
MIB Na _z at Plus TD 1-Y Quarterly	40,000,001	050,000,000	0.582	
MIB Na _z at Plus TD 1-Y Quarterly	50,000,001	060,000,000	0.597	
MIB Na _z at Plus TD 1-Y Quarterly	60,000,001	070,000,000	0.598	
MIB Na _z at Plus TD 1-Y Quarterly	70,000,001	080,000,000	0.599	
MIB Na _z at Plus TD 1-Y Quarterly	80,000,001	090,000,000	0.600	
MIB Na _z at Plus TD 1-Y Quarterly	90,000,001	0100,000,000	0.601	
MIB Na _z at Plus TD 1-Y Quarterly	100,000,001	0250,000,000	0.688	8.6971
MIB Na _z at Plus TD 1-Y Quarterly	250,000,001	0500,000,000	0.712	
MIB Na _z at Plus TD 1-Y Quarterly	500,000,001	0750,000,000	0.713	
MIB Na _z at Plus TD 1-Y Quarterly	750,000,001	01,000,000,000	0.714	
MIB Na _z at Plus TD 1-Y Quarterly	1,000,000,001	099,999,999,999,999	0.715	
MIB Na _z at Plus TD 1-Y Maturity	0	025,000	0.391	4.9457
MIB Na _z at Plus TD 1-Y Maturity	25,001	0100,000	0.392	4.9559
MIB Na _z at Plus TD 1-Y Maturity	100,001	0500,000	0.393	4.9679
MIB Na _z at Plus TD 1-Y Maturity	500,001	01,000,000	0.394	4.9806
MIB Na _z at Plus TD 1-Y Maturity	1,000,001	05,000,000	0.395	4.9933
MIB Na _z at Plus TD 1-Y Maturity	5,000,001	010,000,000	0.525	6.6366
MIB Na _z at Plus TD 1-Y Maturity	10,000,001	020,000,000	0.575	7.2687
MIB Na _z at Plus TD 1-Y Maturity	20,000,001	030,000,000	0.576	7.2813
MIB Na _z at Plus TD 1-Y Maturity	30,000,001	040,000,000	0.577	
MIB Na _z at Plus TD 1-Y Maturity	40,000,001	050,000,000	0.602	
MIB Na _z at Plus TD 1-Y Maturity	50,000,001	060,000,000	0.607	
MIB Na _z at Plus TD 1-Y Maturity	60,000,001	070,000,000	0.612	
MIB Na _z at Plus TD 1-Y Maturity	70,000,001	080,000,000	0.617	
MIB Na _z at Plus TD 1-Y Maturity	80,000,001	090,000,000	0.622	
MIB Na _z at Plus TD 1-Y Maturity	90,000,001	0100,000,000	0.627	
MIB Na _z at Plus TD 1-Y Maturity	100,000,001	0250,000,000	0.696	8.7982
MIB Na _z at Plus TD 1-Y Maturity	250,000,001	0500,000,000	0.716	
MIB Na _z at Plus TD 1-Y Maturity	500,000,001	0750,000,000	0.717	
MIB Na _z at Plus TD 1-Y Maturity	750,000,001	01,000,000,000	0.718	
MIB Na _z at Plus TD 1-Y Maturity	1,000,000,001	099,999,999,999,999	0.719	
MIB Na _z at Plus TD 2-Y Monthly	0	025,000	0.389	
MIB Na _z at Plus TD 2-Y Monthly	25,001	0100,000	0.390	4.9304
MIB Na _z at Plus TD 2-Y Monthly	100,001	0500,000	0.391	4.9427
MIB Na _z at Plus TD 2-Y Monthly	500,001	01,000,000	0.392	
MIB Na _z at Plus TD 2-Y Monthly	1,000,001	05,000,000	0.393	4.9676
MIB Na _z at Plus TD 2-Y Monthly	5,000,001	010,000,000	0.523	
MIB Na _z at Plus TD 2-Y Monthly	10,000,001	020,000,000	0.573	
MIB Na _z at Plus TD 2-Y Monthly	20,000,001	030,000,000	0.574	
MIB Na _z at Plus TD 2-Y Monthly	30,000,001	040,000,000	0.575	
MIB Na _z at Plus TD 2-Y Monthly	40,000,001	050,000,000	0.581	
MIB Na _z at Plus TD 2-Y Monthly	50,000,001	060,000,000	0.596	
MIB Na _z at Plus TD 2-Y Monthly	60,000,001	070,000,000	0.597	
MIB Na _z at Plus TD 2-Y Monthly	70,000,001	080,000,000	0.598	
MIB Na _z at Plus TD 2-Y Monthly	80,000,001	090,000,000	0.599	
MIB Na _z at Plus TD 2-Y Monthly	90,000,001	0100,000,000	0.600	
MIB Na _z at Plus TD 2-Y Monthly	100,000,001	0250,000,000	0.620	
MIB Na _z at Plus TD 2-Y Monthly	250,000,001	0500,000,000	0.640	
MIB Na _z at Plus TD 2-Y Monthly	500,000,001	0750,000,000	0.660	
MIB Na _z at Plus TD 2-Y Monthly	750,000,001	01,000,000,000	0.680	



MCB Islamic Bank Ltd.

Profit Rate Declaration Sheet

Dated: 31-JAN-19

08-FEB-19 17:42:13

General Pool

Acct. Description	From Pool	To Pool	Weightages	Profit Rate
MIB Na _z at Plus TD 2-Y Monthly	1,000,000,001	099,999,999,999,999	0.700	
MIB Na _z at Plus TD 2-Y Quarterly	0	025,000	0.392	
MIB Na _z at Plus TD 2-Y Quarterly	25,001	0100,000	0.393	4.9687
MIB Na _z at Plus TD 2-Y Quarterly	100,001	0500,000	0.394	4.9805
MIB Na _z at Plus TD 2-Y Quarterly	500,001	01,000,000	0.395	4.993
MIB Na _z at Plus TD 2-Y Quarterly	1,000,001	05,000,000	0.396	
MIB Na _z at Plus TD 2-Y Quarterly	5,000,001	010,000,000	0.526	
MIB Na _z at Plus TD 2-Y Quarterly	10,000,001	020,000,000	0.576	
MIB Na _z at Plus TD 2-Y Quarterly	20,000,001	030,000,000	0.577	
MIB Na _z at Plus TD 2-Y Quarterly	30,000,001	040,000,000	0.578	
MIB Na _z at Plus TD 2-Y Quarterly	40,000,001	050,000,000	0.584	
MIB Na _z at Plus TD 2-Y Quarterly	50,000,001	060,000,000	0.599	
MIB Na _z at Plus TD 2-Y Quarterly	60,000,001	070,000,000	0.600	
MIB Na _z at Plus TD 2-Y Quarterly	70,000,001	080,000,000	0.601	
MIB Na _z at Plus TD 2-Y Quarterly	80,000,001	090,000,000	0.602	
MIB Na _z at Plus TD 2-Y Quarterly	90,000,001	0100,000,000	0.603	
MIB Na _z at Plus TD 2-Y Quarterly	100,000,001	0250,000,000	0.690	
MIB Na _z at Plus TD 2-Y Quarterly	250,000,001	0500,000,000	0.714	
MIB Na _z at Plus TD 2-Y Quarterly	500,000,001	0750,000,000	0.715	
MIB Na _z at Plus TD 2-Y Quarterly	750,000,001	01,000,000,000	0.716	
MIB Na _z at Plus TD 2-Y Quarterly	1,000,000,001	099,999,999,999,999	0.717	
MIB Na _z at Plus TD 2-Y Maturity	0	025,000	0.392	4.9452
MIB Na _z at Plus TD 2-Y Maturity	25,001	0100,000	0.393	4.9682
MIB Na _z at Plus TD 2-Y Maturity	100,001	0500,000	0.394	4.9804
MIB Na _z at Plus TD 2-Y Maturity	500,001	01,000,000	0.395	4.9932
MIB Na _z at Plus TD 2-Y Maturity	1,000,001	05,000,000	0.396	5.0058
MIB Na _z at Plus TD 2-Y Maturity	5,000,001	010,000,000	0.526	
MIB Na _z at Plus TD 2-Y Maturity	10,000,001	020,000,000	0.576	7.2813
MIB Na _z at Plus TD 2-Y Maturity	20,000,001	030,000,000	0.577	
MIB Na _z at Plus TD 2-Y Maturity	30,000,001	040,000,000	0.578	
MIB Na _z at Plus TD 2-Y Maturity	40,000,001	050,000,000	0.603	
MIB Na _z at Plus TD 2-Y Maturity	50,000,001	060,000,000	0.608	
MIB Na _z at Plus TD 2-Y Maturity	60,000,001	070,000,000	0.613	
MIB Na _z at Plus TD 2-Y Maturity	70,000,001	080,000,000	0.618	
MIB Na _z at Plus TD 2-Y Maturity	80,000,001	090,000,000	0.623	
MIB Na _z at Plus TD 2-Y Maturity	90,000,001	0100,000,000	0.628	
MIB Na _z at Plus TD 2-Y Maturity	100,000,001	0250,000,000	0.697	
MIB Na _z at Plus TD 2-Y Maturity	250,000,001	0500,000,000	0.717	
MIB Na _z at Plus TD 2-Y Maturity	500,000,001	0750,000,000	0.718	
MIB Na _z at Plus TD 2-Y Maturity	750,000,001	01,000,000,000	0.719	
MIB Na _z at Plus TD 2-Y Maturity	1,000,000,001	099,999,999,999,999	0.720	
MIB Na _z at Plus TD 3-Y Monthly	0	025,000	0.390	
MIB Na _z at Plus TD 3-Y Monthly	25,001	0100,000	0.391	
MIB Na _z at Plus TD 3-Y Monthly	100,001	0500,000	0.392	
MIB Na _z at Plus TD 3-Y Monthly	500,001	01,000,000	0.393	
MIB Na _z at Plus TD 3-Y Monthly	1,000,001	05,000,000	0.394	
MIB Na _z at Plus TD 3-Y Monthly	5,000,001	010,000,000	0.524	6.6239
MIB Na _z at Plus TD 3-Y Monthly	10,000,001	020,000,000	0.574	
MIB Na _z at Plus TD 3-Y Monthly	20,000,001	030,000,000	0.575	
MIB Na _z at Plus TD 3-Y Monthly	30,000,001	040,000,000	0.576	



MCB Islamic Bank Ltd.

Profit Rate Declaration Sheet

Dated: 31-JAN-19

08-FEB-19 17:42:13

General Pool

Acct. Description	From Pool	To Pool	Weightages	Profit Rate
MIB Na'at Plus TD 3-Y Monthly	40,000,001	050,000,000	0.582	
MIB Na'at Plus TD 3-Y Monthly	50,000,001	060,000,000	0.597	
MIB Na'at Plus TD 3-Y Monthly	60,000,001	070,000,000	0.598	
MIB Na'at Plus TD 3-Y Monthly	70,000,001	080,000,000	0.599	
MIB Na'at Plus TD 3-Y Monthly	80,000,001	090,000,000	0.600	
MIB Na'at Plus TD 3-Y Monthly	90,000,001	0100,000,000	0.601	
MIB Na'at Plus TD 3-Y Monthly	100,000,001	0250,000,000	0.621	
MIB Na'at Plus TD 3-Y Monthly	250,000,001	0500,000,000	0.641	
MIB Na'at Plus TD 3-Y Monthly	500,000,001	0750,000,000	0.661	
MIB Na'at Plus TD 3-Y Monthly	750,000,001	01,000,000,000	0.681	
MIB Na'at Plus TD 3-Y Monthly	1,000,000,001	099,999,999,999,999	0.701	
MIB Na'at Plus TD 3-Y Quarterly	0	025,000	0.393	
MIB Na'at Plus TD 3-Y Quarterly	25,001	0100,000	0.394	
MIB Na'at Plus TD 3-Y Quarterly	100,001	0500,000	0.395	
MIB Na'at Plus TD 3-Y Quarterly	500,001	01,000,000	0.396	5.006
MIB Na'at Plus TD 3-Y Quarterly	1,000,001	05,000,000	0.397	
MIB Na'at Plus TD 3-Y Quarterly	5,000,001	010,000,000	0.527	6.6618
MIB Na'at Plus TD 3-Y Quarterly	10,000,001	020,000,000	0.577	7.2939
MIB Na'at Plus TD 3-Y Quarterly	20,000,001	030,000,000	0.578	
MIB Na'at Plus TD 3-Y Quarterly	30,000,001	040,000,000	0.579	
MIB Na'at Plus TD 3-Y Quarterly	40,000,001	050,000,000	0.585	
MIB Na'at Plus TD 3-Y Quarterly	50,000,001	060,000,000	0.600	
MIB Na'at Plus TD 3-Y Quarterly	60,000,001	070,000,000	0.601	
MIB Na'at Plus TD 3-Y Quarterly	70,000,001	080,000,000	0.602	
MIB Na'at Plus TD 3-Y Quarterly	80,000,001	090,000,000	0.603	
MIB Na'at Plus TD 3-Y Quarterly	90,000,001	0100,000,000	0.604	
MIB Na'at Plus TD 3-Y Quarterly	100,000,001	0250,000,000	0.691	
MIB Na'at Plus TD 3-Y Quarterly	250,000,001	0500,000,000	0.715	
MIB Na'at Plus TD 3-Y Quarterly	500,000,001	0750,000,000	0.716	
MIB Na'at Plus TD 3-Y Quarterly	750,000,001	01,000,000,000	0.717	
MIB Na'at Plus TD 3-Y Quarterly	1,000,000,001	099,999,999,999,999	0.718	
MIB Na'mat Plus TD 3-Y Maturity	0	025,000	0.393	
MIB Na'mat Plus TD 3-Y Maturity	25,001	0100,000	0.394	
MIB Na'mat Plus TD 3-Y Maturity	100,001	0500,000	0.395	
MIB Na'mat Plus TD 3-Y Maturity	500,001	01,000,000	0.396	
MIB Na'mat Plus TD 3-Y Maturity	1,000,001	05,000,000	0.397	
MIB Na'mat Plus TD 3-Y Maturity	5,000,001	010,000,000	0.527	
MIB Na'mat Plus TD 3-Y Maturity	10,000,001	020,000,000	0.577	
MIB Na'mat Plus TD 3-Y Maturity	20,000,001	030,000,000	0.578	
MIB Na'mat Plus TD 3-Y Maturity	30,000,001	040,000,000	0.579	
MIB Na'mat Plus TD 3-Y Maturity	40,000,001	050,000,000	0.604	
MIB Na'mat Plus TD 3-Y Maturity	50,000,001	060,000,000	0.609	
MIB Na'mat Plus TD 3-Y Maturity	60,000,001	070,000,000	0.614	
MIB Na'mat Plus TD 3-Y Maturity	70,000,001	080,000,000	0.619	
MIB Na'mat Plus TD 3-Y Maturity	80,000,001	090,000,000	0.624	
MIB Na'mat Plus TD 3-Y Maturity	90,000,001	0100,000,000	0.629	
MIB Na'mat Plus TD 3-Y Maturity	100,000,001	0250,000,000	0.698	
MIB Na'mat Plus TD 3-Y Maturity	250,000,001	0500,000,000	0.718	
MIB Na'mat Plus TD 3-Y Maturity	500,000,001	0750,000,000	0.719	
MIB Na'mat Plus TD 3-Y Maturity	750,000,001	01,000,000,000	0.720	



MCB Islamic Bank Ltd.

Profit Rate Declaration Sheet

Dated: 31-JAN-19

08-FEB-19 17:42:13

General Pool

Acct. Description	From Pool	To Pool	Weightages	Profit Rate
MIB Na'mat Plus TD 3-Y Maturity	1,000,000,001	099,999,999,999,999	0.721	
MIB Na'at Plus TD 5-Y Monthly	0	025,000	0.395	
MIB Na'at Plus TD 5-Y Monthly	25,001	0100,000	0.396	
MIB Na'at Plus TD 5-Y Monthly	100,001	0500,000	0.397	5.018
MIB Na'at Plus TD 5-Y Monthly	500,001	01,000,000	0.398	5.0309
MIB Na'at Plus TD 5-Y Monthly	1,000,001	05,000,000	0.399	5.0438
MIB Na'at Plus TD 5-Y Monthly	5,000,001	010,000,000	0.529	6.6872
MIB Na'at Plus TD 5-Y Monthly	10,000,001	020,000,000	0.579	
MIB Na'at Plus TD 5-Y Monthly	20,000,001	030,000,000	0.580	
MIB Na'at Plus TD 5-Y Monthly	30,000,001	040,000,000	0.581	
MIB Na'at Plus TD 5-Y Monthly	40,000,001	050,000,000	0.587	
MIB Na'at Plus TD 5-Y Monthly	50,000,001	060,000,000	0.602	
MIB Na'at Plus TD 5-Y Monthly	60,000,001	070,000,000	0.603	
MIB Na'at Plus TD 5-Y Monthly	70,000,001	080,000,000	0.604	
MIB Na'at Plus TD 5-Y Monthly	80,000,001	090,000,000	0.605	
MIB Na'at Plus TD 5-Y Monthly	90,000,001	0100,000,000	0.606	
MIB Na'at Plus TD 5-Y Monthly	100,000,001	0250,000,000	0.626	
MIB Na'at Plus TD 5-Y Monthly	250,000,001	0500,000,000	0.646	
MIB Na'at Plus TD 5-Y Monthly	500,000,001	0750,000,000	0.666	
MIB Na'at Plus TD 5-Y Monthly	750,000,001	01,000,000,000	0.686	
MIB Na'at Plus TD 5-Y Monthly	1,000,000,001	099,999,999,999,999	0.706	
MIB Na'mat Plus TD 5-Y Quarterly	0	025,000	0.398	
MIB Na'mat Plus TD 5-Y Quarterly	25,001	0100,000	0.399	
MIB Na'mat Plus TD 5-Y Quarterly	100,001	0500,000	0.400	
MIB Na'mat Plus TD 5-Y Quarterly	500,001	01,000,000	0.401	
MIB Na'mat Plus TD 5-Y Quarterly	1,000,001	05,000,000	0.402	
MIB Na'mat Plus TD 5-Y Quarterly	5,000,001	010,000,000	0.532	
MIB Na'mat Plus TD 5-Y Quarterly	10,000,001	020,000,000	0.582	
MIB Na'mat Plus TD 5-Y Quarterly	20,000,001	030,000,000	0.583	
MIB Na'mat Plus TD 5-Y Quarterly	30,000,001	040,000,000	0.584	
MIB Na'mat Plus TD 5-Y Quarterly	40,000,001	050,000,000	0.590	
MIB Na'mat Plus TD 5-Y Quarterly	50,000,001	060,000,000	0.605	
MIB Na'mat Plus TD 5-Y Quarterly	60,000,001	070,000,000	0.606	
MIB Na'mat Plus TD 5-Y Quarterly	70,000,001	080,000,000	0.607	
MIB Na'mat Plus TD 5-Y Quarterly	80,000,001	090,000,000	0.608	
MIB Na'mat Plus TD 5-Y Quarterly	90,000,001	0100,000,000	0.609	
MIB Na'mat Plus TD 5-Y Quarterly	100,000,001	0250,000,000	0.696	
MIB Na'mat Plus TD 5-Y Quarterly	250,000,001	0500,000,000	0.720	
MIB Na'mat Plus TD 5-Y Quarterly	500,000,001	0750,000,000	0.721	
MIB Na'mat Plus TD 5-Y Quarterly	750,000,001	01,000,000,000	0.722	
MIB Na'mat Plus TD 5-Y Quarterly	1,000,000,001	099,999,999,999,999	0.723	
MIB Na'at Plus TD 5-Y Maturity	0	025,000	0.394	
MIB Na'at Plus TD 5-Y Maturity	25,001	0100,000	0.395	
MIB Na'at Plus TD 5-Y Maturity	100,001	0500,000	0.396	5.0026
MIB Na'at Plus TD 5-Y Maturity	500,001	01,000,000	0.397	
MIB Na'at Plus TD 5-Y Maturity	1,000,001	05,000,000	0.398	
MIB Na'at Plus TD 5-Y Maturity	5,000,001	010,000,000	0.528	
MIB Na'at Plus TD 5-Y Maturity	10,000,001	020,000,000	0.578	
MIB Na'at Plus TD 5-Y Maturity	20,000,001	030,000,000	0.579	
MIB Na'at Plus TD 5-Y Maturity	30,000,001	040,000,000	0.580	



MCB Islamic Bank Ltd.

Profit Rate Declaration Sheet

Dated: 31-JAN-19

08-FEB-19 17:42:13

General Pool

Acct. Description	From Pool	To Pool	Weightages	Profit Rate
MIB Na ₂ at Plus TD 5-Y Maturity	40,000,001	050,000,000	0.605	
MIB Na ₂ at Plus TD 5-Y Maturity	50,000,001	060,000,000	0.610	
MIB Na ₂ at Plus TD 5-Y Maturity	60,000,001	070,000,000	0.615	
MIB Na ₂ at Plus TD 5-Y Maturity	70,000,001	080,000,000	0.620	
MIB Na ₂ at Plus TD 5-Y Maturity	80,000,001	090,000,000	0.625	
MIB Na ₂ at Plus TD 5-Y Maturity	90,000,001	0100,000,000	0.630	
MIB Na ₂ at Plus TD 5-Y Maturity	100,000,001	0250,000,000	0.699	
MIB Na ₂ at Plus TD 5-Y Maturity	250,000,001	0500,000,000	0.719	
MIB Na ₂ at Plus TD 5-Y Maturity	500,000,001	0750,000,000	0.720	
MIB Na ₂ at Plus TD 5-Y Maturity	750,000,001	01,000,000,000	0.721	
MIB Na ₂ at Plus TD 5-Y Maturity	1,000,000,001	099,999,999,999,999	0.722	
MIB Aasoodgi Term Deposit	0	025,000	0.526	6.6465
MIB Aasoodgi Term Deposit	25,001	0100,000	0.526	6.6491
MIB Aasoodgi Term Deposit	100,001	0500,000	0.526	6.6493
MIB Aasoodgi Term Deposit	500,001	01,000,000	0.526	6.6494
MIB Aasoodgi Term Deposit	1,000,001	05,000,000	0.526	6.6493
MIB Aasoodgi Term Deposit	5,000,001	010,000,000	0.526	
MIB Aasoodgi Term Deposit	10,000,001	020,000,000	0.526	
MIB Aasoodgi Term Deposit	20,000,001	030,000,000	0.526	
MIB Aasoodgi Term Deposit	30,000,001	040,000,000	0.526	
MIB Aasoodgi Term Deposit	40,000,001	050,000,000	0.526	
MIB Aasoodgi Term Deposit	50,000,001	060,000,000	0.526	
MIB Aasoodgi Term Deposit	60,000,001	070,000,000	0.526	
MIB Aasoodgi Term Deposit	70,000,001	080,000,000	0.526	
MIB Aasoodgi Term Deposit	80,000,001	090,000,000	0.526	
MIB Aasoodgi Term Deposit	90,000,001	0100,000,000	0.526	
MIB Aasoodgi Term Deposit	100,000,001	0250,000,000	0.526	
MIB Aasoodgi Term Deposit	250,000,001	0500,000,000	0.526	
MIB Aasoodgi Term Deposit	500,000,001	0750,000,000	0.526	
MIB Aasoodgi Term Deposit	750,000,001	01,000,000,000	0.526	
MIB Aasoodgi Term Deposit	1,000,000,001	099,999,999,999,999	0.526	
MIB Na ₂ at Plus TD 2-M Maturity	0	025,000	0.381	
MIB Na ₂ at Plus TD 2-M Maturity	25,001	0100,000	0.382	
MIB Na ₂ at Plus TD 2-M Maturity	100,001	0500,000	0.383	
MIB Na ₂ at Plus TD 2-M Maturity	500,001	01,000,000	0.384	4.8539
MIB Na ₂ at Plus TD 2-M Maturity	1,000,001	05,000,000	0.385	
MIB Na ₂ at Plus TD 2-M Maturity	5,000,001	010,000,000	0.485	
MIB Na ₂ at Plus TD 2-M Maturity	10,000,001	020,000,000	0.490	
MIB Na ₂ at Plus TD 2-M Maturity	20,000,001	030,000,000	0.495	
MIB Na ₂ at Plus TD 2-M Maturity	30,000,001	040,000,000	0.500	
MIB Na ₂ at Plus TD 2-M Maturity	40,000,001	050,000,000	0.505	
MIB Na ₂ at Plus TD 2-M Maturity	50,000,001	060,000,000	0.554	
MIB Na ₂ at Plus TD 2-M Maturity	60,000,001	070,000,000	0.559	
MIB Na ₂ at Plus TD 2-M Maturity	70,000,001	080,000,000	0.564	
MIB Na ₂ at Plus TD 2-M Maturity	80,000,001	090,000,000	0.569	
MIB Na ₂ at Plus TD 2-M Maturity	90,000,001	0100,000,000	0.574	
MIB Na ₂ at Plus TD 2-M Maturity	100,000,001	0250,000,000	0.594	
MIB Na ₂ at Plus TD 2-M Maturity	250,000,001	0500,000,000	0.614	
MIB Na ₂ at Plus TD 2-M Maturity	500,000,001	0750,000,000	0.634	
MIB Na ₂ at Plus TD 2-M Maturity	750,000,001	01,000,000,000	0.654	



MCB Islamic Bank Ltd.

Profit Rate Declaration Sheet

Dated: 31-JAN-19

08-FEB-19 17:42:13

General Pool

Acct. Description	From Pool	To Pool	Weightages	Profit Rate
MIB Na'at Plus TD 2-M Maturity	1,000,000,001	099,999,999,999,999	0.674	
CHARITY FUNDS ACCOUNT	0	099,999,999,999,999	0.293	
MODARABA PLACEMENT 6 MONTH (GP)	0	099,999,999,999,999	0.000	
MIB Imaan Foreign Currency Saving Accou	0	099,999,999,999,999	0.065	.8217
MIB Imaan Foreign Currency Saving Accou	0	099,999,999,999,999	0.008	.101
MIB Imaan Foreign Currency Saving Accou	0	099,999,999,999,999	0.008	.1015
MIB Asaan Saving Account	0	099,999,999,999,999	0.293	3.7039
MIB Barkat Saving Plus Account	0	0100,000	0.376	4.7531
MIB Barkat Saving Plus Account	100,001	0500,000	0.376	4.7531
MIB Barkat Saving Plus Account	500,001	01,000,000	0.376	4.7531
MIB Barkat Saving Plus Account	1,000,001	05,000,000	0.376	4.7531
MIB Barkat Saving Plus Account	5,000,001	010,000,000	0.376	4.7531
MIB Barkat Saving Plus Account	10,000,001	025,000,000	0.376	4.7531
MIB Barkat Saving Plus Account	25,000,001	050,000,000	0.376	4.7531
MIB Barkat Saving Plus Account	50,000,001	0100,000,000	0.376	4.7531
MIB Barkat Saving Plus Account	100,000,001	0200,000,000	0.376	4.7531
MIB Barkat Saving Plus Account	200,000,001	0300,000,000	0.376	
MIB Barkat Saving Plus Account	300,000,001	0500,000,000	0.376	
MIB Barkat Saving Plus Account	500,000,001	01,000,000,000	0.376	4.7531
MIB Barkat Saving Plus Account	1,000,000,001	02,000,000,000	0.376	
MIB Barkat Saving Plus Account	2,000,000,001	099,999,999,999,999	0.376	
MIB Barkat Saving Premium Account	0	01,000,000	0.376	4.7531
MIB Barkat Saving Premium Account	1,000,001	05,000,000	0.381	4.8163
MIB Barkat Saving Premium Account	5,000,001	010,000,000	0.386	4.8795
MIB Barkat Saving Premium Account	10,000,001	050,000,000	0.456	5.7644
MIB Barkat Saving Premium Account	50,000,001	0100,000,000	0.458	5.7896
MIB Barkat Saving Premium Account	100,000,001	0250,000,000	0.492	6.2194
MIB Barkat Saving Premium Account	250,000,001	0500,000,000	0.499	6.3079
MIB Barkat Saving Premium Account	500,000,001	01,000,000,000	0.504	
MIB Barkat Saving Premium Account	1,000,000,001	099,999,999,999,999	0.509	
MIB Barkat Super Saving Account	0	0200,000,000	0.425	5.3725
MIB Barkat Super Saving Account	200,000,001	0500,000,000	0.512	6.4723
MIB Barkat Super Saving Account	500,000,001	0750,000,000	0.582	7.3572
MIB Barkat Super Saving Account	750,000,001	01,000,000,000	0.617	
MIB Barkat Super Saving Account	1,000,000,001	02,000,000,000	0.687	
MIB Barkat Super Saving Account	2,000,000,001	03,000,000,000	0.847	10.7071
MIB Barkat Super Saving Account	3,000,000,001	099,999,999,999,999	0.871	11.0104
MIB Na'mat TD 1-M Maturity	0	099,999,999,999,999	0.359	
MIB Na'mat TD 3-M Maturity	0	099,999,999,999,999	0.364	
MIB Na'at TD 6-M Maturity	0	099,999,999,999,999	0.369	4.6648
MIB Na'mat TD 1-Y Maturity	0	099,999,999,999,999	0.419	
MIB Na'mat TD 2-Y Maturity	0	099,999,999,999,999	0.423	
MIB Na'mat TD 3-Y Maturity	0	099,999,999,999	0.427	
MIB Na'mat TD 5-Y Maturity	0	099,999,999,999,999	0.431	
MIB Na'mat TD 1-Y Monthly	0	099,999,999,999,999	0.372	
MIB Na'mat TD 2-Y Monthly	0	099,999,999,999,999	0.373	
MIB Na'mat TD 3-Y Monthly	0	099,999,999,999,999	0.374	
MIB Na'mat TD 5-Y Monthly	0	099,999,999,999,999	0.375	
MIB Na'mat TD 1-Y Quarterly	0	099,999,999,999,999	0.377	
MIB Na'mat TD 2-Y Quarterly	0	099,999,999,999,999	0.378	



MCB Islamic Bank Ltd.

Profit Rate Declaration Sheet

Dated: 31-JAN-19

08-FEB-19 17:42:13

General Pool

Acct. Description	From Pool	To Pool	Weightages	Profit Rate
MIB Na'mat TD 3-Y Quarterly	0	099,999,999,999,999	0.379	
MIB Na'mat TD 5-Y Quarterly	0	099,999,999,999,999	0.380	
MIB FI TD 1-M Maturity	0	099,999,999,999,999	0.385	
ADVANCE SECURITY RECEIPT - CAR IJARAH	0	099,999,999,999,999	0.003	.0379
ADVANCE SECURITY RECEIPT - EQUIPMENT IJA	0	099,999,999,999,999	0.003	.0379
ADVANCE SECURITY RECEIPT - LC UNDER MURA	0	099,999,999,999,999	0.003	0
ADVANCE SECURITY RECEIPT - BANK GUARANTE	0	099,999,999,999,999	0.003	.0379
ADVANCE SECURITY RECEIPT - DM OTHER	0	099,999,999,999,999	0.003	.0376
ADVANCE SECURITY RECEIPT - DM STAFF	0	099,999,999,999,999	0.003	.0381
ADVANCE SECURITY RECEIPT - OTHERS	0	099,999,999,999,999	0.003	.0379
ADV SECURITY RECEIPT - ADVANCE RENTALS	0	099,999,999,999,999	0.003	
ADV SEC RECPT-LC UNDER SERVICE IJARAH	0	099,999,999,999,999	0.003	
ADVANCE SECURITY RECEIPT - FCY OTHERS	0	099,999,999,999,999	0.003	
	0	099,999,999,999,999	0.000	
NA'MAT TD A/C - 2 YEARS HALF YEARLY	0	025,000	0.393	
NA'MAT TD A/C - 2 YEARS HALF YEARLY	25,001	0100,000	0.394	
NA'MAT TD A/C - 2 YEARS HALF YEARLY	100,001	0500,000	0.395	
NA'MAT TD A/C - 2 YEARS HALF YEARLY	500,001	01,000,000	0.396	
NA'MAT TD A/C - 2 YEARS HALF YEARLY	1,000,001	05,000,000	0.397	
NA'MAT TD A/C - 2 YEARS HALF YEARLY	5,000,001	010,000,000	0.527	
NA'MAT TD A/C - 2 YEARS HALF YEARLY	5,000,001	010,000,000	0.000	
NA'MAT TD A/C - 2 YEARS HALF YEARLY	10,000,001	020,000,000	0.577	
NA'MAT TD A/C - 2 YEARS HALF YEARLY	20,000,001	030,000,000	0.578	
NA'MAT TD A/C - 2 YEARS HALF YEARLY	30,000,001	040,000,000	0.579	
NA'MAT TD A/C - 2 YEARS HALF YEARLY	40,000,001	050,000,000	0.585	
NA'MAT TD A/C - 2 YEARS HALF YEARLY	50,000,001	060,000,000	0.600	
NA'MAT TD A/C - 2 YEARS HALF YEARLY	50,000,001	060,000,000	0.000	
NA'MAT TD A/C - 2 YEARS HALF YEARLY	60,000,001	070,000,000	0.601	
NA'MAT TD A/C - 2 YEARS HALF YEARLY	60,000,001	070,000,000	0.000	
NA'MAT TD A/C - 2 YEARS HALF YEARLY	70,000,001	080,000,000	0.602	
NA'MAT TD A/C - 2 YEARS HALF YEARLY	80,000,001	090,000,000	0.603	
NA'MAT TD A/C - 2 YEARS HALF YEARLY	90,000,001	0100,000,000	0.604	
NA'MAT TD A/C - 2 YEARS HALF YEARLY	100,000,001	0250,000,000	0.691	
NA'MAT TD A/C - 2 YEARS HALF YEARLY	250,000,001	0500,000,000	0.715	
NA'MAT TD A/C - 2 YEARS HALF YEARLY	500,000,001	0750,000,000	0.716	
NA'MAT TD A/C - 2 YEARS HALF YEARLY	750,000,001	01,000,000,000	0.717	
NA'MAT TD A/C - 2 YEARS HALF YEARLY	1,000,000,001	099,999,999,999,999	0.718	
MIB Atfaal Saving Account	1	099,999,999,999,999	0.293	3.7037
NA'MAT FCY Term Deposit 1 Month Maturity	1,000	025,000	0.038	
NA'MAT FCY Term Deposit 1 Month Maturity	25,001	050,000	0.039	
NA'MAT FCY Term Deposit 1 Month Maturity	50,001	0250,000	0.040	
NA'MAT FCY Term Deposit 1 Month Maturity	250,001	0500,000	0.041	
NA'MAT FCY Term Deposit 1 Month Maturity	500,001	099,999,999,999,999	0.042	
NA'MAT FCY Term Deposit 3 Months Monthly	1,000	025,000	0.039	
NA'MAT FCY Term Deposit 3 Months Monthly	25,001	050,000	0.040	
NA'MAT FCY Term Deposit 3 Months Monthly	50,001	0250,000	0.041	
NA'MAT FCY Term Deposit 3 Months Monthly	250,001	0500,000	0.042	
NA'MAT FCY Term Deposit 3 Months Monthly	500,001	099,999,999,999,999	0.043	
MIB NaLat Plus FCY Term Deposit 3-M Matu	1,000	025,000	0.040	
MIB NaLat Plus FCY Term Deposit 3-M Matu	25,001	050,000	0.041	.5128



MCB Islamic Bank Ltd.

Profit Rate Declaration Sheet

Dated: 31-JAN-19

08-FEB-19 17:42:13


General Pool

Acct. Description	From Pool	To Pool	Weightages	Profit Rate
MIB Na ₂ at Plus FCY Term Deposit 3-M Matu	50,001	0250,000	0.042	
MIB Na ₂ at Plus FCY Term Deposit 3-M Matu	250,001	0500,000	0.043	
MIB Na ₂ at Plus FCY Term Deposit 3-M Matu	500,001	099,999,999,999,999	0.044	
Nai'mat Fcy Term Deposit 6Months Monthly	1,000	025,000	0.041	
Nai'mat Fcy Term Deposit 6Months Monthly	25,001	050,000	0.042	
Nai'mat Fcy Term Deposit 6Months Monthly	50,001	0250,000	0.043	
Nai'mat Fcy Term Deposit 6Months Monthly	250,001	0500,000	0.044	
Nai'mat Fcy Term Deposit 6Months Monthly	500,001	099,999,999,999,999	0.045	
MIB Na ₂ at Plus FCY Term Deposit 6-M Matu	1,000	025,000	0.042	.5369
MIB Na ₂ at Plus FCY Term Deposit 6-M Matu	25,001	050,000	0.043	
MIB Na ₂ at Plus FCY Term Deposit 6-M Matu	50,001	0250,000	0.044	
MIB Na ₂ at Plus FCY Term Deposit 6-M Matu	250,001	0500,000	0.045	
MIB Na ₂ at Plus FCY Term Deposit 6-M Matu	500,001	099,999,999,999,999	0.046	
Nai'mat Fcy Term Deposit 1 Year Monthly	1,000	025,000	0.043	
Nai'mat Fcy Term Deposit 1 Year Monthly	25,001	050,000	0.044	
Nai'mat Fcy Term Deposit 1 Year Monthly	50,001	0250,000	0.045	
Nai'mat Fcy Term Deposit 1 Year Monthly	250,001	0500,000	0.046	
Nai'mat Fcy Term Deposit 1 Year Monthly	500,001	099,999,999,999,999	0.047	
MIB Na ₂ at Plus FCY Term Deposit 1-Y Matu	1,000	025,000	0.044	
MIB Na ₂ at Plus FCY Term Deposit 1-Y Matu	25,001	050,000	0.045	
MIB Na ₂ at Plus FCY Term Deposit 1-Y Matu	50,000	0250,000	0.046	
MIB Na ₂ at Plus FCY Term Deposit 1-Y Matu	250,001	0500,000	0.047	.5926
MIB Na ₂ at Plus FCY Term Deposit 1-Y Matu	500,001	099,999,999,999,999	0.048	
Nai'mat Fcy Term Deposit 2 Years Monthly	1,000	025,000	0.045	
Nai'mat Fcy Term Deposit 2 Years Monthly	25,001	050,000	0.046	
Nai'mat Fcy Term Deposit 2 Years Monthly	50,001	0250,000	0.047	
Nai'mat Fcy Term Deposit 2 Years Monthly	250,001	0500,000	0.048	
Nai'mat Fcy Term Deposit 2 Years Monthly	500,001	099,999,999,999,999	0.049	
Nai'mat Fcy Term Deposit 2Years Maturity	1,000	025,000	0.046	
Nai'mat Fcy Term Deposit 2Years Maturity	25,001	050,000	0.047	
Nai'mat Fcy Term Deposit 2Years Maturity	50,001	0250,000	0.048	
Nai'mat Fcy Term Deposit 2Years Maturity	250,001	0500,000	0.049	
Nai'mat Fcy Term Deposit 2Years Maturity	500,001	099,999,999,999,999	0.050	
MIB Na'mat Plus FCY Term Deposit 3-M Mon	1,000	025,000	0.047	
MIB Na'mat Plus FCY Term Deposit 3-M Mon	25,001	050,000	0.048	
MIB Na'mat Plus FCY Term Deposit 3-M Mon	50,001	0250,000	0.049	
MIB Na'mat Plus FCY Term Deposit 3-M Mon	250,001	0500,000	0.050	
MIB Na'mat Plus FCY Term Deposit 3-M Mon	500,001	099,999,999,999,999	0.051	
MIB Na'mat Plus FCY Term Deposit 3-Y Mat	1,000	025,000	0.048	
MIB Na'mat Plus FCY Term Deposit 3-Y Mat	25,001	050,000	0.049	
MIB Na'mat Plus FCY Term Deposit 3-Y Mat	50,001	0250,000	0.050	
MIB Na'mat Plus FCY Term Deposit 3-Y Mat	250,001	0500,000	0.051	
MIB Na'mat Plus FCY Term Deposit 3-Y Mat	500,001	099,999,999,999,999	0.052	
Nai?matFcyTermDeposit1MonthMaturityEURO	1,000	025,000	0.038	
Nai?matFcyTermDeposit1MonthMaturityEURO	25,001	050,000	0.039	
Nai?matFcyTermDeposit1MonthMaturityEURO	50,001	0250,000	0.040	
Nai?matFcyTermDeposit1MonthMaturityEURO	250,001	0500,000	0.041	
Nai?matFcyTermDeposit1MonthMaturityEURO	500,001	099,999,999,999,999	0.042	
Nai?matFcyTermDeposit3Months MonthlyEURO	1,000	025,000	0.039	
Nai?matFcyTermDeposit3Months MonthlyEURO	25,001	050,000	0.040	

Dated: 31-JAN-19

General Pool

Acct. Description	From Pool	To Pool	Weightages	Profit Rate
Nai?matFcyTermDeposit3Months MonthlyEURO	50,001	0250,000	0.041	
Nai?matFcyTermDeposit3Months MonthlyEURO	250,001	0500,000	0.042	
Nai?matFcyTermDeposit3Months MonthlyEURO	500,001	099,999,999,999,999	0.043	
Nai?matFcyTermDeposit3MonthsMaturityEURO	1,000	025,000	0.040	
Nai?matFcyTermDeposit3MonthsMaturityEURO	25,001	050,000	0.041	
Nai?matFcyTermDeposit3MonthsMaturityEURO	50,001	0250,000	0.042	
Nai?matFcyTermDeposit3MonthsMaturityEURO	250,001	0500,000	0.043	
Nai?matFcyTermDeposit3MonthsMaturityEURO	500,001	099,999,999,999,999	0.044	
Nai?matFcyTermDeposit6MonthsMonthlyEURO	1,000	025,000	0.041	
Nai?matFcyTermDeposit6MonthsMonthlyEURO	25,001	050,000	0.042	
Nai?matFcyTermDeposit6MonthsMonthlyEURO	50,001	0250,000	0.043	
Nai?matFcyTermDeposit6MonthsMonthlyEURO	250,001	0500,000	0.044	
Nai?matFcyTermDeposit6MonthsMonthlyEURO	500,001	099,999,999,999,999	0.045	
Nai?matFcyTerm Deposit6MonthMaturityEURO	1,000	025,000	0.042	
Nai?matFcyTerm Deposit6MonthMaturityEURO	25,001	050,000	0.043	
Nai?matFcyTerm Deposit6MonthMaturityEURO	50,001	0250,000	0.044	
Nai?matFcyTerm Deposit6MonthMaturityEURO	250,001	0500,000	0.045	
Nai?matFcyTerm Deposit6MonthMaturityEURO	500,001	099,999,999,999,999	0.046	
Nai?matFcyTermDeposit1YearMonthlyEURO	1,000	025,000	0.043	
Nai?matFcyTermDeposit1YearMonthlyEURO	25,001	050,000	0.044	
Nai?matFcyTermDeposit1YearMonthlyEURO	50,001	0250,000	0.045	
Nai?matFcyTermDeposit1YearMonthlyEURO	250,001	0500,000	0.046	
Nai?matFcyTermDeposit1YearMonthlyEURO	500,001	099,999,999,999,999	0.047	
Nai?matFcyTermDeposit1YearMaturityEURO	1,000	025,000	0.044	
Nai?matFcyTermDeposit1YearMaturityEURO	25,001	050,000	0.045	
Nai?matFcyTermDeposit1YearMaturityEURO	50,001	0250,000	0.046	
Nai?matFcyTermDeposit1YearMaturityEURO	250,001	0500,000	0.047	.5932
Nai?matFcyTermDeposit1YearMaturityEURO	500,001	099,999,999,999,999	0.048	
Nai?matFcyTermDeposit2YearsMonthlyEURO	1,000	025,000	0.045	
Nai?matFcyTermDeposit2YearsMonthlyEURO	25,001	050,000	0.046	
Nai?matFcyTermDeposit2YearsMonthlyEURO	50,001	0250,000	0.047	
Nai?matFcyTermDeposit2YearsMonthlyEURO	250,001	0500,000	0.048	
Nai?matFcyTermDeposit2YearsMonthlyEURO	500,001	099,999,999,999,999	0.049	
Nai?matFcyTermDeposit2YearsMaturityEURO	1,000	025,000	0.046	
Nai?matFcyTermDeposit2YearsMaturityEURO	25,001	050,000	0.047	
Nai?matFcyTermDeposit2YearsMaturityEURO	50,001	0250,000	0.048	
Nai?matFcyTermDeposit2YearsMaturityEURO	250,001	0500,000	0.049	
Nai?matFcyTermDeposit2YearsMaturityEURO	500,001	099,999,999,999,999	0.050	
Nai?matFcyTermDeposit3YearsMonthlyEURO	1,000	025,000	0.047	
Nai?matFcyTermDeposit3YearsMonthlyEURO	25,001	050,000	0.048	
Nai?matFcyTermDeposit3YearsMonthlyEURO	50,001	0250,000	0.049	
Nai?matFcyTermDeposit3YearsMonthlyEURO	250,001	0500,000	0.050	
Nai?matFcyTermDeposit3YearsMonthlyEURO	500,001	099,999,999,999,999	0.051	
Nai?matFcyTermDeposit3YearsMaturityEURO	1,000	025,000	0.048	
Nai?matFcyTermDeposit3YearsMaturityEURO	25,001	050,000	0.049	
Nai?matFcyTermDeposit3YearsMaturityEURO	50,001	0250,000	0.050	
Nai?matFcyTermDeposit3YearsMaturityEURO	250,001	0500,000	0.051	
Nai?matFcyTermDeposit3YearsMaturityEURO	500,001	099,999,999,999,999	0.052	
Nai?matFcyTermDeposit1MonthMaturityGBP	1,000	025,000	0.038	
Nai?matFcyTermDeposit1MonthMaturityGBP	25,001	050,000	0.039	



MCB Islamic Bank Ltd.

Profit Rate Declaration Sheet

08-FEB-19 17:42:13

Dated: 31-JAN-19

General Pool

Acct. Description	From Pool	To Pool	Weightages	Profit Rate
Nai?matFcyTermDeposit1MonthMaturityGBP	50,001	0250,000	0.040	
Nai?matFcyTermDeposit1MonthMaturityGBP	250,001	0500,000	0.041	
Nai?matFcyTermDeposit1MonthMaturityGBP	500,001	099,999,999,999,999	0.042	
Nai?matFcyTermDeposit3Months MonthlyGBP	1,000	025,000	0.039	
Nai?matFcyTermDeposit3Months MonthlyGBP	25,001	050,000	0.040	
Nai?matFcyTermDeposit3Months MonthlyGBP	50,001	0250,000	0.041	
Nai?matFcyTermDeposit3Months MonthlyGBP	250,001	0500,000	0.042	
Nai?matFcyTermDeposit3Months MonthlyGBP	500,001	099,999,999,999,999	0.043	
Nai?matFcyTermDeposit3MonthsMaturityGBP	1,000	025,000	0.040	
Nai?matFcyTermDeposit3MonthsMaturityGBP	25,001	050,000	0.041	
Nai?matFcyTermDeposit3MonthsMaturityGBP	50,001	0250,000	0.042	
Nai?matFcyTermDeposit3MonthsMaturityGBP	250,001	0500,000	0.043	
Nai?matFcyTermDeposit3MonthsMaturityGBP	500,001	099,999,999,999,999	0.044	
Nai?matFcyTermDeposit6MonthsMonthlyGBP	1,000	025,000	0.041	
Nai?matFcyTermDeposit6MonthsMonthlyGBP	25,001	050,000	0.042	
Nai?matFcyTermDeposit6MonthsMonthlyGBP	50,001	0250,000	0.043	
Nai?matFcyTermDeposit6MonthsMonthlyGBP	250,001	0500,000	0.044	
Nai?matFcyTermDeposit6MonthsMonthlyGBP	500,001	099,999,999,999,999	0.045	
Nai?matFcyTerm Deposit6MonthMaturityGBP	1,000	025,000	0.042	
Nai?matFcyTerm Deposit6MonthMaturityGBP	25,001	050,000	0.043	
Nai?matFcyTerm Deposit6MonthMaturityGBP	50,001	0250,000	0.044	
Nai?matFcyTerm Deposit6MonthMaturityGBP	250,001	0500,000	0.045	
Nai?matFcyTerm Deposit6MonthMaturityGBP	500,001	099,999,999,999,999	0.046	
Nai?matFcyTermDeposit1YearMonthlyGBP	1,000	025,000	0.043	
Nai?matFcyTermDeposit1YearMonthlyGBP	25,001	050,000	0.044	
Nai?matFcyTermDeposit1YearMonthlyGBP	50,001	0250,000	0.045	
Nai?matFcyTermDeposit1YearMonthlyGBP	250,001	0500,000	0.046	
Nai?matFcyTermDeposit1YearMonthlyGBP	500,001	099,999,999,999,999	0.047	
Nai?matFcyTermDeposit1YearMaturityGBP	1,000	025,000	0.044	
Nai?matFcyTermDeposit1YearMaturityGBP	25,001	050,000	0.045	
Nai?matFcyTermDeposit1YearMaturityGBP	50,001	0250,000	0.046	
Nai?matFcyTermDeposit1YearMaturityGBP	250,001	0500,000	0.047	
Nai?matFcyTermDeposit1YearMaturityGBP	500,001	099,999,999,999,999	0.048	
Nai?matFcyTermDeposit2YearsMonthlyGBP	1,000	025,000	0.045	
Nai?matFcyTermDeposit2YearsMonthlyGBP	25,001	050,000	0.046	
Nai?matFcyTermDeposit2YearsMonthlyGBP	50,001	0250,000	0.047	
Nai?matFcyTermDeposit2YearsMonthlyGBP	250,001	0500,000	0.048	
Nai?matFcyTermDeposit2YearsMonthlyGBP	500,001	099,999,999,999,999	0.049	
Nai?matFcyTermDeposit2YearsMaturityGBP	1,000	025,000	0.046	
Nai?matFcyTermDeposit2YearsMaturityGBP	25,001	050,000	0.047	
Nai?matFcyTermDeposit2YearsMaturityGBP	50,001	0250,000	0.048	
Nai?matFcyTermDeposit2YearsMaturityGBP	250,001	0500,000	0.049	
Nai?matFcyTermDeposit2YearsMaturityGBP	500,001	099,999,999,999,999	0.050	
Nai?matFcyTermDeposit3YearsMonthlyGBP	1,000	025,000	0.047	
Nai?matFcyTermDeposit3YearsMonthlyGBP	25,001	050,000	0.048	
Nai?matFcyTermDeposit3YearsMonthlyGBP	50,001	0250,000	0.049	
Nai?matFcyTermDeposit3YearsMonthlyGBP	250,001	0500,000	0.050	
Nai?matFcyTermDeposit3YearsMonthlyGBP	500,001	099,999,999,999,999	0.051	
Nai?matFcyTermDeposit3YearsMaturityGBP	1,000	025,000	0.048	
Nai?matFcyTermDeposit3YearsMaturityGBP	25,001	050,000	0.049	



MCB Islamic Bank Ltd.

Profit Rate Declaration Sheet

Dated: 31-JAN-19

08-FEB-19 17:42:13

General Pool

Acct. Description	From Pool	To Pool	Weightages	Profit Rate
Nai?matFcyTermDeposit3YearsMaturityGBP	50,001	0250,000	0.050	
Nai?matFcyTermDeposit3YearsMaturityGBP	250,001	0500,000	0.051	
Nai?matFcyTermDeposit3YearsMaturityGBP	500,001	099,999,999,999,999	0.052	


Total: 258.008 5.3342

PREPARED BY:




 UNIT HEAD FCG - POOL MANAGEMENT

RECOMMENDED BY:



 KAMRAN HAMEED - DIVISION HEAD - FCG

APPROVED BY:



 MUFTI SYED SABIR HUSSAIN
 RESIDENT SHARI'AH BOARD MEMBER



 SYED IFTIKHAR HUSSAIN RIZVI
 CHIEF FINANCIAL OFFICER