

PROFIT SHARING WEIGHTAGES - FOR THE MONTH OF MAY 2017

SA'MAT TD A/C - 1 MONTH MATURITY


From	to	Weightages			
less than	25,000	0.1030			
25,001	100,000	0.1040			
100,001	500,000	0.1050			
500,001	1,000,000	0.1060			
1,000,001	5,000,000	0.1070			
5,000,001	10,000,000	0.1080			
10,000,001	20,000,000	0.1090			
20,000,001	30,000,000	0.1490			
30,000,001	40,000,000	0.1500			
40,000,001	50,000,000	0.1510			
50,000,001	60,000,000	0.1520			
60,000,001	70,000,000	0.1620			
70,000,001	80,000,000	0.1630			
80,000,001	90,000,000	0.1640			
90,000,001	100,000,000	0.1650			
100,000,001	250,000,000	0.2130			
250,000,001	500,000,000	0.2530			
500,000,001	750,000,000	0.2600			
750,000,001	1,000,000,000	0.2700			
1,000,000,001	and above	0.2820			

SA'MAT TD A/C - 2 MONTH MATURITY

From	to	Weightages			
less than	25,000	0.1040			
25,001	100,000	0.1050			
100,001	500,000	0.1060			
500,001	1,000,000	0.1070			
1,000,001	5,000,000	0.1080			
5,000,001	10,000,000	0.1090			
10,000,001	20,000,000	0.1100			
20,000,001	30,000,000	0.1500			
30,000,001	40,000,000	0.1510			
40,000,001	50,000,000	0.1520			
50,000,001	60,000,000	0.1530			
60,000,001	70,000,000	0.1630			
70,000,001	80,000,000	0.1640			
80,000,001	90,000,000	0.1650			
90,000,001	100,000,000	0.1660			
100,000,001	250,000,000	0.2140			
250,000,001	500,000,000	0.2540			
500,000,001	750,000,000	0.2610			
750,000,001	1,000,000,000	0.2710			
1,000,000,001	and above	0.2830			

SA'MAT TD A/C - 3 MONTHS MONTHLY

From	to	Weightages			
less than	25,000	0.1040			
25,001	100,000	0.1050			
100,001	500,000	0.1060			
500,001	1,000,000	0.1070			
1,000,001	5,000,000	0.1080			
5,000,001	10,000,000	0.1090			
10,000,001	20,000,000	0.1100			
20,000,001	30,000,000	0.1500			
30,000,001	40,000,000	0.1510			
40,000,001	50,000,000	0.1520			
50,000,001	60,000,000	0.1530			
60,000,001	70,000,000	0.1630			
70,000,001	80,000,000	0.1640			
80,000,001	90,000,000	0.1650			
90,000,001	100,000,000	0.1660			
100,000,001	250,000,000	0.2140			
250,000,001	500,000,000	0.2630			
500,000,001	750,000,000	0.2700			
750,000,001	1,000,000,000	0.2750			
1,000,000,001	and above	0.2830			

PROFIT SHARING WEIGHTAGES - FOR THE MONTH OF MAY 2017

NA'MAT TD A/C - 3 MONTHS MATURITY					
From	to	Weightages			
less than	25,000	0.1050			
25,001	100,000	0.1060			
100,001	500,000	0.1070			
500,001	1,000,000	0.1080			
1,000,001	5,000,000	0.1090			
5,000,001	10,000,000	0.1100			
10,000,001	20,000,000	0.1110			
20,000,001	30,000,000	0.1510			
30,000,001	40,000,000	0.1520			
40,000,001	50,000,000	0.1530			
50,000,001	60,000,000	0.1540			
60,000,001	70,000,000	0.1640			
70,000,001	80,000,000	0.1650			
80,000,001	90,000,000	0.1660			
90,000,001	100,000,000	0.1670			
100,000,001	250,000,000	0.2540			
250,000,001	500,000,000	0.2640			
500,000,001	750,000,000	0.2710			
750,000,001	1,000,000,000	0.2760			
1,000,000,001	and above	0.2840			
NA'MAT TD A/C - 6 MONTHS MONTHLY					
From	to	Weightages			
less than	25,000	0.1060			
25,001	100,000	0.1060			
100,001	500,000	0.1070			
500,001	1,000,000	0.1080			
1,000,001	5,000,000	0.1090			
5,000,001	10,000,000	0.1100			
10,000,001	20,000,000	0.1110			
20,000,001	30,000,000	0.1510			
30,000,001	40,000,000	0.1520			
40,000,001	50,000,000	0.1530			
50,000,001	60,000,000	0.1540			
60,000,001	70,000,000	0.1640			
70,000,001	80,000,000	0.1650			
80,000,001	90,000,000	0.1660			
90,000,001	100,000,000	0.1670			
100,000,001	250,000,000	0.2150			
250,000,001	500,000,000	0.2640			
500,000,001	750,000,000	0.2710			
750,000,001	1,000,000,000	0.2760			
1,000,000,001	and above	0.2840			
NA'MAT TD A/C - 6 MONTHS MATURITY					
From	to	Weightages			
less than	25,000	0.1060			
25,001	100,000	0.1070			
100,001	500,000	0.1080			
500,001	1,000,000	0.1090			
1,000,001	5,000,000	0.1100			
5,000,001	10,000,000	0.1110			
10,000,001	20,000,000	0.1120			
20,000,001	30,000,000	0.1520			
30,000,001	40,000,000	0.1530			
40,000,001	50,000,000	0.1540			
50,000,001	60,000,000	0.1690			
60,000,001	70,000,000	0.1790			
70,000,001	80,000,000	0.1800			
80,000,001	90,000,000	0.1810			
90,000,001	100,000,000	0.1820			
100,000,001	250,000,000	0.2960			
250,000,001	500,000,000	0.2970			
500,000,001	750,000,000	0.2980			
750,000,001	1,000,000,000	0.2990			
1,000,000,001	and above	0.2990			





PROFIT SHARING WEIGHTAGES - FOR THE MONTH OF MAY 2017

NA'MAT TD A/C - 1 YEAR MONTHLY			
From	to	Weightages	
less than	25,000	0.1070	
25,001	100,000	0.1080	
100,001	500,000	0.1090	
500,001	1,000,000	0.1100	
1,000,001	5,000,000	0.1110	
5,000,001	10,000,000	0.2460	
10,000,001	20,000,000	0.2470	
20,000,001	30,000,000	0.2480	
30,000,001	40,000,000	0.2490	
40,000,001	50,000,000	0.2500	
50,000,001	60,000,000	0.2510	
60,000,001	70,000,000	0.2520	
70,000,001	80,000,000	0.2530	
80,000,001	90,000,000	0.2540	
90,000,001	100,000,000	0.2550	
100,000,001	250,000,000	0.2600	
250,000,001	500,000,000	0.2650	
500,000,001	750,000,000	0.2700	
750,000,001	1,000,000,000	0.2750	
1,000,000,001	and above	0.2800	


NA'MAT TD A/C - 1 YEAR QUARTERLY			
From	to	Weightages	
less than	25,000	0.1080	
25,001	100,000	0.1090	
100,001	500,000	0.1100	
500,001	1,000,000	0.1110	
1,000,001	5,000,000	0.1120	
5,000,001	10,000,000	0.2470	
10,000,001	20,000,000	0.2480	
20,000,001	30,000,000	0.2490	
30,000,001	40,000,000	0.2500	
40,000,001	50,000,000	0.2510	
50,000,001	60,000,000	0.2520	
60,000,001	70,000,000	0.2530	
70,000,001	80,000,000	0.2540	
80,000,001	90,000,000	0.2550	
90,000,001	100,000,000	0.2560	
100,000,001	250,000,000	0.2610	
250,000,001	500,000,000	0.2660	
500,000,001	750,000,000	0.2710	
750,000,001	1,000,000,000	0.2760	
1,000,000,001	and above	0.2810	

NA'MAT TD A/C - 1 YEAR MATURITY			
From	to	Weightages	
less than	25,000	0.1090	
25,001	100,000	0.1100	
100,001	500,000	0.1110	
500,001	1,000,000	0.1120	
1,000,001	5,000,000	0.1130	
5,000,001	10,000,000	0.2480	
10,000,001	20,000,000	0.2490	
20,000,001	30,000,000	0.2500	
30,000,001	40,000,000	0.2510	
40,000,001	50,000,000	0.2520	
50,000,001	60,000,000	0.2530	
60,000,001	70,000,000	0.2540	
70,000,001	80,000,000	0.2550	
80,000,001	90,000,000	0.2560	
90,000,001	100,000,000	0.2570	
100,000,001	250,000,000	0.2620	
250,000,001	500,000,000	0.2850	
500,000,001	750,000,000	0.2960	
750,000,001	1,000,000,000	0.2970	
1,000,000,001	and above	0.2980	

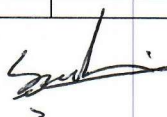
PROFIT SHARING WEIGHTAGES - FOR THE MONTH OF MAY 2017

NA'MAT TD A/C - 2 YEARS MONTHLY			
From	to	Weightages	
less than	25,000	0.1100	
25,001	100,000	0.1110	
100,001	500,000	0.1120	
500,001	1,000,000	0.1130	
1,000,001	5,000,000	0.1140	
5,000,001	10,000,000	0.2490	
10,000,001	20,000,000	0.2500	
20,000,001	30,000,000	0.2510	
30,000,001	40,000,000	0.2520	
40,000,001	50,000,000	0.2530	
50,000,001	60,000,000	0.2540	
60,000,001	70,000,000	0.2550	
70,000,001	80,000,000	0.2560	
80,000,001	90,000,000	0.2570	
90,000,001	100,000,000	0.2580	
100,000,001	250,000,000	0.2630	
250,000,001	500,000,000	0.2680	
500,000,001	750,000,000	0.2730	
750,000,001	1,000,000,000	0.2780	
1,000,000,001	and above	0.2830	
NA'MAT TD A/C - 2 YEARS QUARTERLY			
From	to	Weightages	
less than	25,000	0.1110	
25,001	100,000	0.1120	
100,001	500,000	0.1130	
500,001	1,000,000	0.1140	
1,000,001	5,000,000	0.1150	
5,000,001	10,000,000	0.2500	
10,000,001	20,000,000	0.2510	
20,000,001	30,000,000	0.2520	
30,000,001	40,000,000	0.2530	
40,000,001	50,000,000	0.2540	
50,000,001	60,000,000	0.2550	
60,000,001	70,000,000	0.2560	
70,000,001	80,000,000	0.2570	
80,000,001	90,000,000	0.2580	
90,000,001	100,000,000	0.2590	
100,000,001	250,000,000	0.2640	
250,000,001	500,000,000	0.2690	
500,000,001	750,000,000	0.2740	
750,000,001	1,000,000,000	0.2790	
1,000,000,001	and above	0.2840	
NA'MAT TD A/C - 2 YEARS HALF YEARLY			
From	to	Weightages	
less than	25,000	0.1120	
25,001	100,000	0.1130	
100,001	500,000	0.1140	
500,001	1,000,000	0.1150	
1,000,001	5,000,000	0.1160	
5,000,001	10,000,000	0.2510	
10,000,001	20,000,000	0.2520	
20,000,001	30,000,000	0.2530	
30,000,001	40,000,000	0.2540	
40,000,001	50,000,000	0.2550	
50,000,001	60,000,000	0.2560	
60,000,001	70,000,000	0.2570	
70,000,001	80,000,000	0.2580	
80,000,001	90,000,000	0.2590	
90,000,001	100,000,000	0.2600	
100,000,001	250,000,000	0.2650	
250,000,001	500,000,000	0.2700	
500,000,001	750,000,000	0.2750	
750,000,001	1,000,000,000	0.2800	
1,000,000,001	and above	0.2850	



PROFIT SHARING WEIGHTAGES - FOR THE MONTH OF MAY 2017

NA'MAT TD A/C - 2 YEARS MATURITY			
From	to	Weightages	
less than	25,000	0.1130	
25,001	100,000	0.1140	
100,001	500,000	0.1150	
500,001	1,000,000	0.1160	
1,000,001	5,000,000	0.1170	
5,000,001	10,000,000	0.2520	
10,000,001	20,000,000	0.2530	
20,000,001	30,000,000	0.2540	
30,000,001	40,000,000	0.2550	
40,000,001	50,000,000	0.2560	
50,000,001	60,000,000	0.2570	
60,000,001	70,000,000	0.2580	
70,000,001	80,000,000	0.2590	
80,000,001	90,000,000	0.2600	
90,000,001	100,000,000	0.2610	
100,000,001	250,000,000	0.2660	
250,000,001	500,000,000	0.2710	
500,000,001	750,000,000	0.2760	
750,000,001	1,000,000,000	0.2810	
1,000,000,001	and above	0.2860	
NA'MAT TD A/C - 3 YEARS MONTHLY			
From	to	Weightages	
less than	25,000	0.1110	
25,001	100,000	0.1120	
100,001	500,000	0.1130	
500,001	1,000,000	0.1140	
1,000,001	5,000,000	0.1150	
5,000,001	10,000,000	0.2500	
10,000,001	20,000,000	0.2510	
20,000,001	30,000,000	0.2520	
30,000,001	40,000,000	0.2530	
40,000,001	50,000,000	0.2540	
50,000,001	60,000,000	0.2550	
60,000,001	70,000,000	0.2560	
70,000,001	80,000,000	0.2570	
80,000,001	90,000,000	0.2580	
90,000,001	100,000,000	0.2590	
100,000,001	250,000,000	0.2640	
250,000,001	500,000,000	0.2690	
500,000,001	750,000,000	0.2740	
750,000,001	1,000,000,000	0.2790	
1,000,000,001	and above	0.2840	
NA'MAT TD A/C - 3 YEARS QUARTERLY			
From	to	Weightages	
less than	25,000	0.1120	
25,001	100,000	0.1130	
100,001	500,000	0.1140	
500,001	1,000,000	0.1150	
1,000,001	5,000,000	0.1160	
5,000,001	10,000,000	0.2510	
10,000,001	20,000,000	0.2520	
20,000,001	30,000,000	0.2530	
30,000,001	40,000,000	0.2540	
40,000,001	50,000,000	0.2550	
50,000,001	60,000,000	0.2560	
60,000,001	70,000,000	0.2570	
70,000,001	80,000,000	0.2580	
80,000,001	90,000,000	0.2590	
90,000,001	100,000,000	0.2600	
100,000,001	250,000,000	0.2650	
250,000,001	500,000,000	0.2700	
500,000,001	750,000,000	0.2750	
750,000,001	1,000,000,000	0.2800	
1,000,000,001	and above	0.2850	

PROFIT SHARING WEIGHTAGES - FOR THE MONTH OF MAY 2017


NA'AMAT ID A/C - 3 YEARS MATURITY			
From	to	Weightages	
less than	25,000	0.1140	
25,001	100,000	0.1150	
100,001	500,000	0.1160	
500,001	1,000,000	0.1170	
1,000,001	5,000,000	0.1180	
5,000,001	10,000,000	0.2530	
10,000,001	20,000,000	0.2540	
20,000,001	30,000,000	0.2550	
30,000,001	40,000,000	0.2560	
40,000,001	50,000,000	0.2570	
50,000,001	60,000,000	0.2580	
60,000,001	70,000,000	0.2590	
70,000,001	80,000,000	0.2600	
80,000,001	90,000,000	0.2610	
90,000,001	100,000,000	0.2620	
100,000,001	250,000,000	0.2670	
250,000,001	500,000,000	0.2720	
500,000,001	750,000,000	0.2770	
750,000,001	1,000,000,000	0.2820	
1,000,000,001	and above	0.2870	
NA'AMAT ID A/C - 5 YEARS MONTHLY			
From	to	Weightages	
less than	25,000	0.1120	
25,001	100,000	0.1130	
100,001	500,000	0.1140	
500,001	1,000,000	0.1150	
1,000,001	5,000,000	0.1160	
5,000,001	10,000,000	0.2510	
10,000,001	20,000,000	0.2520	
20,000,001	30,000,000	0.2530	
30,000,001	40,000,000	0.2540	
40,000,001	50,000,000	0.2550	
50,000,001	60,000,000	0.2560	
60,000,001	70,000,000	0.2570	
70,000,001	80,000,000	0.2580	
80,000,001	90,000,000	0.2590	
90,000,001	100,000,000	0.2600	
100,000,001	250,000,000	0.2650	
250,000,001	500,000,000	0.2700	
500,000,001	750,000,000	0.2750	
750,000,001	1,000,000,000	0.2800	
1,000,000,001	and above	0.2850	
NA'AMAT ID A/C - 5 YEARS QUARTERLY			
From	to	Weightages	
less than	25,000	0.1130	
25,001	100,000	0.1140	
100,001	500,000	0.1150	
500,001	1,000,000	0.1160	
1,000,001	5,000,000	0.1170	
5,000,001	10,000,000	0.2520	
10,000,001	20,000,000	0.2530	
20,000,001	30,000,000	0.2540	
30,000,001	40,000,000	0.2550	
40,000,001	50,000,000	0.2560	
50,000,001	60,000,000	0.2570	
60,000,001	70,000,000	0.2580	
70,000,001	80,000,000	0.2590	
80,000,001	90,000,000	0.2600	
90,000,001	100,000,000	0.2610	
100,000,001	250,000,000	0.2660	
250,000,001	500,000,000	0.2710	
500,000,001	750,000,000	0.2760	
750,000,001	1,000,000,000	0.2810	
1,000,000,001	and above	0.2860	

Handwritten signature/initials

Handwritten signature

PROFIT SHARING WEIGHTAGES - FOR THE MONTH OF MAY 2017

NA'MAT TD A/C - 5 YEARS MATURITY			
From	to	Weightages	
less than	25,000	0.1150	
25,001	100,000	0.1160	
100,001	500,000	0.1170	
500,001	1,000,000	0.1180	
1,000,001	5,000,000	0.1190	
5,000,001	10,000,000	0.2540	
10,000,001	20,000,000	0.2550	
20,000,001	30,000,000	0.2560	
30,000,001	40,000,000	0.2570	
40,000,001	50,000,000	0.2580	
50,000,001	60,000,000	0.2590	
60,000,001	70,000,000	0.2600	
70,000,001	80,000,000	0.2610	
80,000,001	90,000,000	0.2620	
90,000,001	100,000,000	0.2630	
100,000,001	250,000,000	0.2680	
250,000,001	500,000,000	0.2730	
500,000,001	750,000,000	0.2780	
750,000,001	1,000,000,000	0.2830	
1,000,000,001	and above	0.2880	
AASOODGI TD A/C 1 YEAR MONTHLY			
From	to	Weightages	
less than	25,000	0.2220	
25,001	100,000	0.2220	
100,001	500,000	0.2220	
500,001	1,000,000	0.2220	
1,000,001	5,000,000	0.2220	
5,000,001	10,000,000	0.2220	
10,000,001	20,000,000	0.2220	
20,000,001	30,000,000	0.2220	
30,000,001	40,000,000	0.2220	
40,000,001	50,000,000	0.2220	
50,000,001	60,000,000	0.2220	
60,000,001	70,000,000	0.2220	
70,000,001	80,000,000	0.2220	
80,000,001	90,000,000	0.2220	
90,000,001	100,000,000	0.2220	
100,000,001	250,000,000	0.2220	
250,000,001	500,000,000	0.2220	
500,000,001	750,000,000	0.2220	
750,000,001	1,000,000,000	0.2220	
1,000,000,001	and above	0.2220	
HIFAZAT PLUS SAVING DEPOSITS			
From	to	Weightages	
less than	25,000	0.1040	
25,001	100,000	0.1050	
100,001	500,000	0.1060	
500,001	1,000,000	0.1070	
1,000,001	5,000,000	0.1080	
5,000,001	10,000,000	0.1090	
10,000,001	20,000,000	0.1100	
20,000,001	30,000,000	0.1110	
30,000,001	40,000,000	0.1120	
40,000,001	50,000,000	0.1130	
50,000,001	60,000,000	0.1180	
60,000,001	70,000,000	0.1190	
70,000,001	80,000,000	0.1200	
80,000,001	90,000,000	0.1210	
90,000,001	100,000,000	0.1220	
100,000,001	250,000,000	0.1620	
250,000,001	500,000,000	0.1630	
500,000,001	750,000,000	0.1640	
750,000,001	1,000,000,000	0.1650	
1,000,000,001	and above	0.1660	

PROFIT SHARING WEIGHTAGES - FOR THE MONTH OF MAY 2017


HIEFAZAT PLUS SAVING DEPOSITS 1			
From	to	Weightages	
1	100,000	0.2150	
100,001	500,000	0.2150	
500,001	1,000,000	0.2150	
1,000,001	5,000,000	0.2150	
5,000,001	10,000,000	0.2150	
10,000,001	25,000,000	0.2150	
25,000,001	50,000,000	0.1550	
50,000,001	100,000,000	0.1550	
100,000,001	200,000,000	0.1550	
200,000,001	300,000,000	0.1550	
300,000,001	500,000,000	0.1550	
500,000,001	1,000,000,000	0.1550	
1,000,000,001	2,000,000,000	0.1550	
2,000,000,001	and above	0.1550	
HIEFAZAT PLUS SAVING DEPOSITS 2			
From	to	Weightages	
1	1,000,000	0.1020	
1,000,001	5,000,000	0.1450	
5,000,001	10,000,000	0.1500	
10,000,001	50,000,000	0.2400	
50,000,001	100,000,000	0.2410	
100,000,001	250,000,000	0.2420	
250,000,001	500,000,000	0.2430	
500,000,001	1,000,000,000	0.2440	
1,000,000,001	and above	0.2450	
HIEFAZAT PLUS SAVING DEPOSITS 3			
From	to	Weightages	
1	200,000,000	0.1020	
200,000,001	500,000,000	0.2450	
500,000,001	750,000,000	0.2920	
750,000,001	1,000,000,000	0.2800	
1,000,000,001	2,000,000,000	0.2810	
2,000,000,001	3,000,000,000	0.2820	
3,000,000,001	and above	0.2830	
NA'MAT TD A/C - 11 MONTH MATURITY			
From	to	Weightages	
1	and above	0.1340	
NA'MAT TD A/C - 13 MONTHS MATURITY			
From	to	Weightages	
1	and above	0.1390	
NA'MAT TD A/C - 16 MONTHS MATURITY			
From	to	Weightages	
1	and above	0.1440	
NA'MAT TD A/C - 1 YEAR MATURITY			
From	to	Weightages	
1	and above	0.2030	
NA'MAT TD A/C - 12 YEARS MATURITY			
From	to	Weightages	
1	and above	0.2070	
NA'MAT TD A/C - 13 YEARS MATURITY			
From	to	Weightages	
1	and above	0.2110	
NA'MAT TD A/C - 15 YEARS MATURITY			
From	to	Weightages	
1	and above	0.2150	
NA'MAT TD A/C - 21 YEAR MONTHLY			
From	to	Weightages	
1	and above	0.1560	
NA'MAT TD A/C - 22 YEARS MONTHLY			
From	to	Weightages	
1	and above	0.1570	
NA'MAT TD A/C - 23 YEARS MONTHLY			
From	to	Weightages	
1	and above	0.1580	

MA

[Handwritten signature]

PROFIT SHARING WEIGHTAGES - FOR THE MONTH OF MAY 2017

NA'MAT TD A/C - 2.5 YEARS MONTHLY			
From	to	Weightages	
1	and above	0.1590	
NA'MAT TD A/C - 3.1 YEAR QUARTERLY			
From	to	Weightages	
1	and above	0.1610	
NA'MAT TD A/C - 3.2 YEARS QUARTERLY			
From	to	Weightages	
1	and above	0.1620	
NA'MAT TD A/C - 3.3 YEARS QUARTERLY			
From	to	Weightages	
1	and above	0.1630	
NA'MAT TD A/C - 3.5 YEARS QUARTERLY			
From	to	Weightages	
1	and above	0.1640	
NA'MAT TD A/C - 4.1 MONTH MATURITY			
From	to	Weightages	
1	and above	0.1690	
Hifazat Saving Deposit			
From	to	Weightages	
1	and above	0.1020	
Charity Fund Account			
From	to	January-00	
1	and above	0.1020	
Asaan Savings Account			
From	to	Weightages	
1	and above	0.1020	
ATFAAL SAVING ACCOUNT			
From	to	Weightages	
1	and above	0.1040	
Hifazat Saving Deposit- USD			
From	to	Weightages	
1	and above	0.0500	
Hifazat Saving Deposit- GBP			
From	to	Weightages	
1	and above	0.0050	
Hifazat Saving Deposit- EUR			
From	to	Weightages	
1	and above	0.0020	
NA'MAT Term Deposits 1 Month -USD			
From	to	Weightages	
1,000	25,000	0.0220	
25,001	50,000	0.0230	
50,001	250,000	0.0240	
250,001	500,000	0.0250	
500,001	and above	0.0260	
NA'MAT Term Deposits 3 Months Monthly -USD			
From	to	Weightages	
1,000	25,000	0.0230	
25,001	50,000	0.0240	
50,001	250,000	0.0250	
250,001	500,000	0.0260	
500,001	and above	0.0270	
NA'MAT Term Deposits 3 Months Maturity -USD			
From	to	Weightages	
1,000	25,000	0.0240	
25,001	50,000	0.0250	
50,001	250,000	0.0260	
250,001	500,000	0.0270	
500,001	and above	0.0280	
NA'MAT Term Deposits 6 Months Monthly -USD			
From	to	Weightages	
1,000	25,000	0.0250	
25,001	50,000	0.0260	
50,001	250,000	0.0270	
250,001	500,000	0.0280	
500,001	and above	0.0290	

PROFIT SHARING WEIGHTAGES - FOR THE MONTH OF MAY 2017

NA'MAT Term Deposits 6 Months Maturity -USD

From	to	Weightages			
1,000	25,000	0.0260			
25,001	50,000	0.0270			
50,001	250,000	0.0280			
250,001	500,000	0.0290			
500,001	and above	0.0300			

NA'MAT Term Deposits 1 Year Monthly-USD

From	to	Weightages			
1,000	25,000	0.0270			
25,001	50,000	0.0280			
50,001	250,000	0.0290			
250,001	500,000	0.0300			
500,001	and above	0.0310			

NA'MAT Term Deposits 1 Year Maturity-USD

From	to	Weightages			
1,000	25,000	0.0280			
25,001	50,000	0.0290			
50,001	250,000	0.0300			
250,001	500,000	0.0310			
500,001	and above	0.0320			

NA'MAT Term Deposits 2 Years Monthly-USD

From	to	Weightages			
1,000	25,000	0.0290			
25,001	50,000	0.0300			
50,001	250,000	0.0310			
250,001	500,000	0.0320			
500,001	and above	0.0330			

NA'MAT Term Deposits 2 Years Maturity-USD

From	to	Weightages			
1,000	25,000	0.0300			
25,001	50,000	0.0310			
50,001	250,000	0.0320			
250,001	500,000	0.0330			
500,001	and above	0.0340			

NA'MAT Term Deposits 3 Years Monthly-USD

From	to	Weightages			
1,000	25,000	0.0310			
25,001	50,000	0.0320			
50,001	250,000	0.0330			
250,001	500,000	0.0340			
500,001	and above	0.0350			

NA'MAT Term Deposits 3 Years Maturity-USD

From	to	Weightages			
1,000	25,000	0.0320			
25,001	50,000	0.0330			
50,001	250,000	0.0340			
250,001	500,000	0.0350			
500,001	and above	0.0360			

ADV SEC RECEIPT, CAR LIJRAH

From	to	Weightages			
1	and above	0.0010			

ADV SEC REC , EQUIPMENT LIJRAH

From	to	Weightages			
1	and above	0.0010			

ADV SEC REC, LC UNDER MURABAHA

From	to	Weightages			
1	and above	0.0010			

ADV SEC REC, LC SERVICE LIJRAH


From	to	Weightages			
1	and above	0.0010			

ADV SEC REC, BANK GUARANTEE

From	to	Weightages			
1	and above	0.0010			

ADV SEC RECEIPT, DM OTHER

From	to	Weightages			
1	and above	0.0010			





PROFIT SHARING WEIGHTAGES - FOR THE MONTH OF MAY 2017

ADV SEC RECEIPT, DM/STAFF					
From	to	Weightages			
1	and above	0.0010			
ADV SEC RECEIPT, OTHERS					
From	to	Weightages			
1	and above	0.0010			
ADV SEC REC, ADVANCE RENTALS					
From	to	Weightages			
1	and above	0.0010			
ADV SEC RECEIPT, FCY OTHERS					
From	to	Weightages			
1	and above	0.0010			


PROFIT SHARING RATIO					
Rabbul Maal (Depositor)	50%				
Mudarib (Bank)	50%				

Recommended By:



DIVISIONAL HEAD -FCG

Approved By:



MUFTI SYED SABIR HUSSAIN
RESIDENT SHARI'AH BOARD MEMBER



SYED IFTIKHAR HUSSAIN RIZVI
CHIEF FINANCIAL OFFICER